

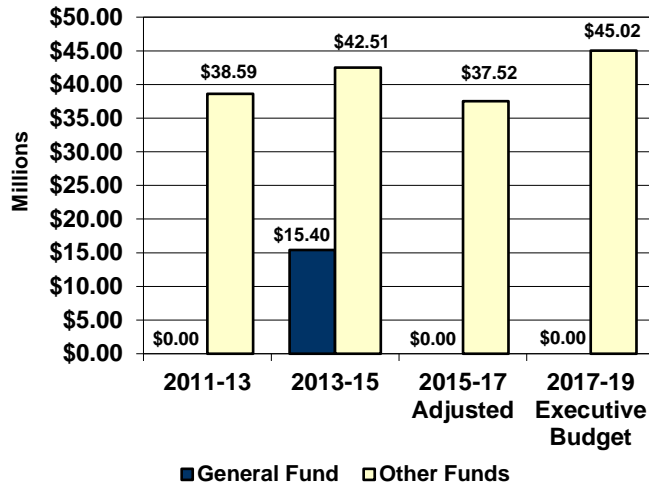
**Department 473 - Housing Finance Agency  
Senate Bill Nos. 2014 and 2074**

**Executive Budget Comparison to Prior Biennium Appropriations**

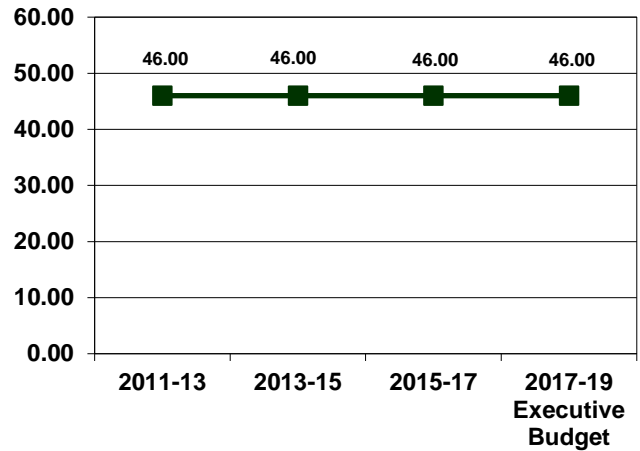
	FTE Positions	General Fund	Other Funds	Total
2017-19 Executive Budget	46.00	\$0	\$45,022,790	\$45,022,790
2015-17 Adjusted Legislative Appropriations	46.00	0	37,520,089 <sup>1</sup>	37,520,089
Increase (Decrease)	0.00	\$0	\$7,502,701	\$7,502,701

<sup>1</sup>The 2015-17 biennium adjusted legislative appropriations do not include \$970,000 of additional special funds authority related to additional income received and expenses incurred for additional volume in mortgage servicing premiums during the 2015-17 biennium.

**Agency Funding**



**FTE Positions**



**Executive Budget Comparison to Base Level**

	General Fund	Other Funds	Total
2017-19 Executive Budget	\$0	\$45,022,790	\$45,022,790
2017-19 Base Level	0	37,520,089	37,520,089
Increase (Decrease)	\$0	\$7,502,701	\$7,502,701

Attached as an appendix is a detailed comparison of the executive budget to the agency's base level appropriations.

**Executive Budget Highlights**

	General Fund	Other Funds	Total
1. Provides funding for state employee salary and benefit increases, of which \$34,626 is for salary increases and \$128,790 is for health insurance increases	\$0	\$163,416	\$163,416
2. Provides funding for additional salary increases related to salary adjustments for vacant positions and higher than anticipated 2015-17 biennium salary adjustments	\$0	\$257,425	\$257,425
3. Adds funding for federal Housing and Urban Development grants related to distributions from the federal housing trust fund	\$0	\$6,017,048	\$6,017,048
4. Increases funding for operating expenses	\$0	\$45,630	\$45,630
5. Reduces grant funding for program outreach related to assisting communities with housing development	\$0	(\$43,000)	(\$43,000)
6. Increases funding for operating expenses to continue additional expenses relating to increased volume in mortgage servicing premiums during the 2015-17 biennium, which were paid pursuant to additional income appropriation authority in Section 4 of 2015 House Bill No. 1014	\$0	\$970,000	\$970,000

**Other Sections Recommended to be Added in Executive Budget  
(As Detailed in Senate Bill No. 2074)**

**Additional income** - Section 4 provides appropriation authority to the Housing Finance Agency for any additional or unanticipated income from federal or other funds which may become available during the 2017-19 biennium.

**Housing incentive fund** - Section 19 continues the housing incentive fund for the 2017-19 biennium and removes the provision for the Housing Finance Agency to report quarterly to the Budget Section.

**Continuing Appropriations**

**Housing incentive fund** - North Dakota Century Code Section 54-17-40 - Provides grants for housing projects.

**Significant Audit Findings**

There are no significant audit findings for this agency.

**Major Related Legislation**

**Senate Bill No. 2192** - Continues the housing incentive fund for the 2017-19 biennium, removes priority for housing for essential services workers, provides for \$20 million of income tax credits for contributions to the housing incentive fund, and appropriates \$20 million for a transfer from the general fund to the housing incentive fund.

**Housing Finance Agency - Budget No. 473**  
**Senate Bill Nos. 2014 and 2074**  
**Base Level Funding Changes**

	<b>Executive Budget Recommendation</b>			
	<b>FTE</b>	<b>General</b>	<b>Other Funds</b>	<b>Total</b>
	<b>Positions</b>	<b>Fund</b>		
<b>2017-19 Biennium Base Level</b>	46.00	\$0	\$37,520,089	\$37,520,089
<b>2017-19 Ongoing Funding Changes</b>				
Base payroll changes			\$92,182	\$92,182
Salary increase - Performance			34,626	34,626
Health insurance increase			128,790	128,790
Additional salary increases			257,425	257,425
Adds Housing and Urban Development grants			6,017,048	6,017,048
Increases funding for operating expenses			45,630	45,630
Reduces grant funding for program outreach			(43,000)	(43,000)
Increases funding for mortgage servicing premiums			970,000	970,000
Total ongoing funding changes	0.00	\$0	\$7,502,701	\$7,502,701
<b>One-time funding items</b>				
No one-time funding items				\$0
Total one-time funding changes	0.00	\$0	\$0	\$0
<b>Total Changes to Base Level Funding</b>	0.00	\$0	\$7,502,701	\$7,502,701
<b>2017-19 Total Funding</b>	46.00	\$0	\$45,022,790	\$45,022,790

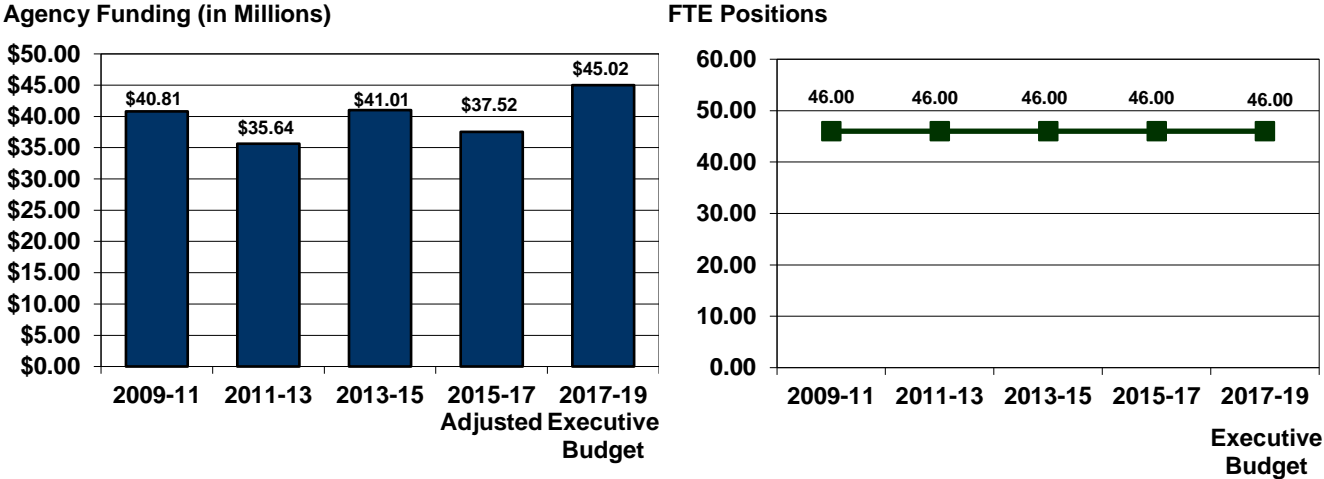
**Other Sections in Housing Finance Agency - Budget No. 473**

	<b>Executive Budget Recommendation</b>
Additional income	Section 4 provides appropriation authority to the Housing Finance Agency for any additional or unanticipated income from federal or other funds which may become available during the 2017-19 biennium.
Housing incentive fund	Section 19 continues the housing incentive fund for the 2017-19 biennium and removes the provision for the Housing Finance Agency to report quarterly to the Budget Section.

Department 473 - Housing Finance Agency

# Historical Appropriations Information

## Ongoing Other Funds Appropriations Since 2009-11



Ongoing Other Funds Appropriations					
	2009-11	2011-13	2013-15	2015-17 Adjusted	2017-19 Executive Budget
Ongoing other funds appropriations	\$40,813,769	\$35,640,046	\$41,007,497	\$37,520,089	\$45,022,790
Increase (decrease) from previous biennium	N/A	(\$5,173,723)	\$5,367,451	(\$3,487,408)	\$7,502,701
Percentage increase (decrease) from previous biennium	N/A	(12.7%)	15.1%	(8.5%)	20.0%
Cumulative percentage increase (decrease) from 2009-11 biennium	N/A	(12.7%)	0.5%	(8.1%)	10.3%

### Major Increases (Decreases) in Ongoing Other Funds Appropriations

<b>2011-13 Biennium</b>	
1. Reduced funding for federal Housing and Urban Development grants	(\$5,960,440)
<b>2013-15 Biennium</b>	
1. Added funding for grants under the federal neighborhood stabilization program	\$4,000,000
2. Increased funding for program outreach	\$131,000
<b>2015-17 Biennium</b>	
1. Reduced funding for federal Housing and Urban Development grants	(\$2,214,445)
2. Reduced funding for housing development grant programs	(\$1,287,825)
<b>2017-19 Biennium (Executive Budget Recommendation)</b>	
1. Provides funding for state employee salary and benefit increases, of which \$34,626 is for salary increases and \$128,790 is for health insurance increases	\$163,416
2. Provides funding for additional salary increases related to salary adjustments for vacant positions and higher than anticipated 2015-17 biennium salary adjustments	\$257,425
3. Adds funding for federal Housing and Urban Development grants related to distributions from the federal housing trust fund	\$6,017,048
4. Increases funding for operating expenses	\$45,630
5. Reduces grant funding for program outreach related to assisting communities with housing development	(\$43,000)
6. Increases funding for operating expenses to continue additional expenses relating to increased volume in mortgage servicing premiums during the 2015-17 biennium, which were paid pursuant to additional income appropriation authority in Section 4 of 2015 House Bill No. 1014	\$970,000