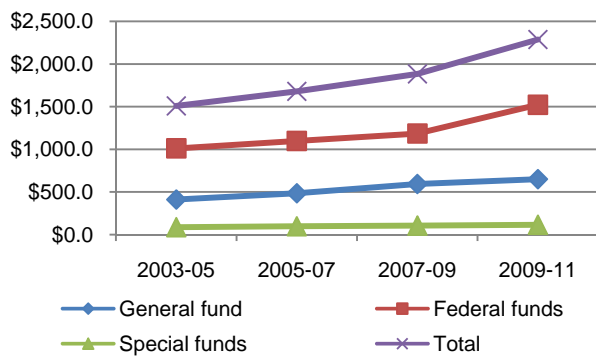
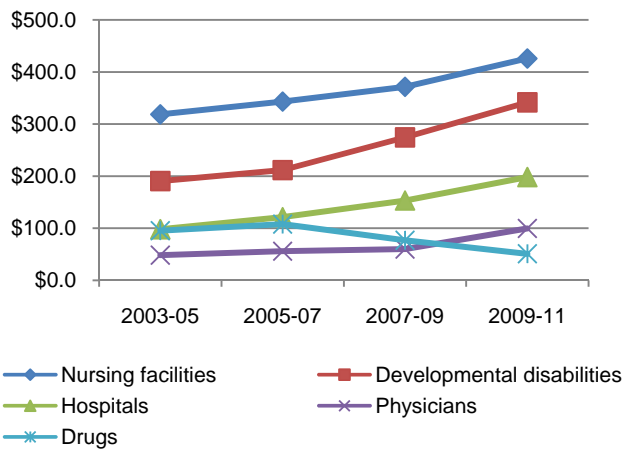


**DEPARTMENT OF HUMAN SERVICES
LEGISLATIVE APPROPRIATIONS
(Amounts Shown in Millions)**



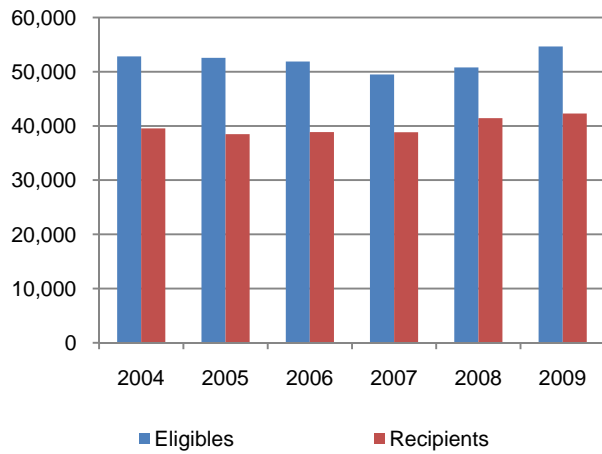
Biennium	(Amounts Shown in Millions)			
	General Fund	Federal Funds	Special Funds	Total
2003-05	\$411.1	\$1,010.8	\$87.0	\$1,508.9
2005-07	\$484.4	\$1,098.0	\$97.7	\$1,680.1
2007-09	\$593.9	\$1,184.6	\$106.3	\$1,884.8
2009-11	\$650.7	\$1,521.4	\$115.7	\$2,287.8

**MAJOR MEDICAID COSTS
(Amounts Shown in Millions)**



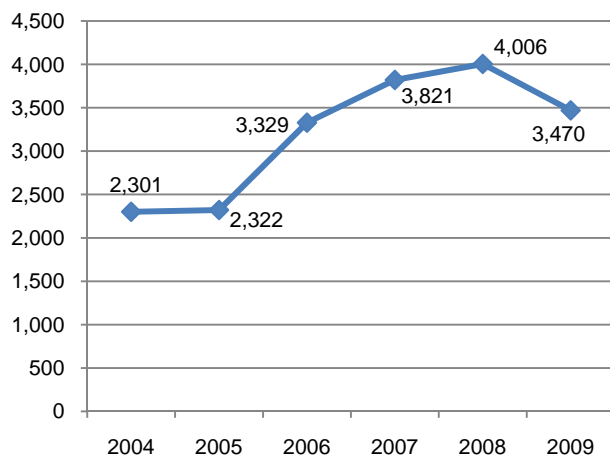
	(Amounts Shown in Millions)			
	2003-05	2005-07	2007-09	2009-11
Nursing facilities	\$318.4	\$343.0	\$371.5	\$425.9
Developmental disabilities	\$190.6	\$211.6	\$274.4	\$341.5
Hospitals	\$98.1	\$121.3	\$153.2	\$198.1
Physicians	\$48.3	\$55.9	\$59.9	\$99.6
Drugs	\$95.2	\$107.9	\$76.8	\$50.9

MEDICAL ASSISTANCE - AVERAGE ANNUAL MEDICAID ELIGIBLES AND RECIPIENTS

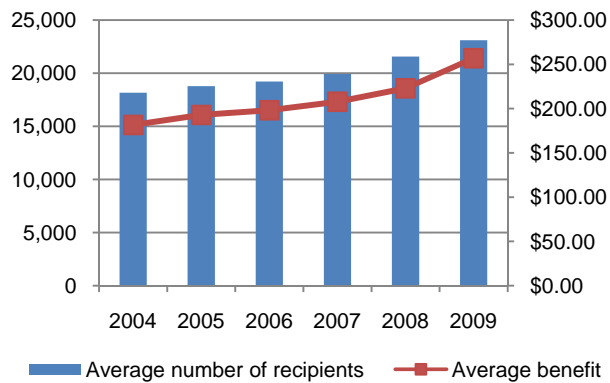


Fiscal Year	Average Annual Eligibles	Average Annual Recipients
2004	52,829	39,536
2005	52,564	38,496
2006	51,879	38,878
2007	49,486	38,833
2008	50,798	41,434
2009	54,656	42,279

CHILDREN'S HEALTH INSURANCE PROGRAM - AVERAGE ANNUAL RECIPIENTS

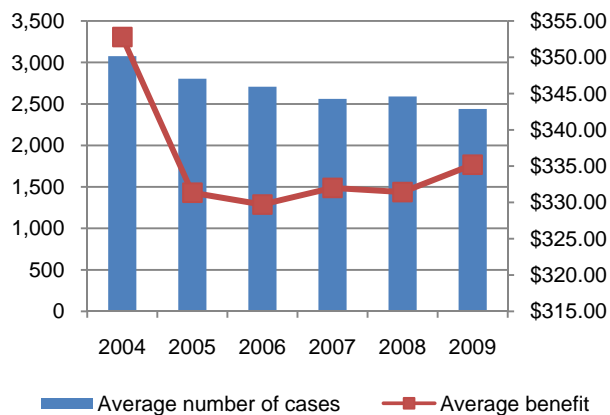


SUPPLEMENTAL NUTRITION ASSISTANCE PROGRAM - RECIPIENTS AND BENEFITS



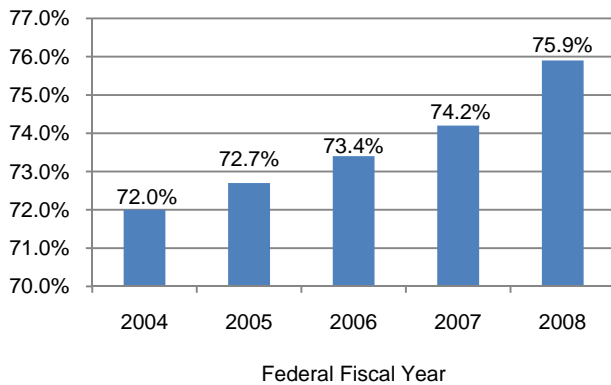
Fiscal Year	Average Number of Recipients	Average Monthly Benefit
2004	18,170	\$181.52
2005	18,787	\$192.84
2006	19,214	\$198.19
2007	19,926	\$207.71
2008	21,572	\$222.93
2009	23,104	\$256.85

TEMPORARY ASSISTANCE FOR NEEDY FAMILIES - CASES AND BENEFITS

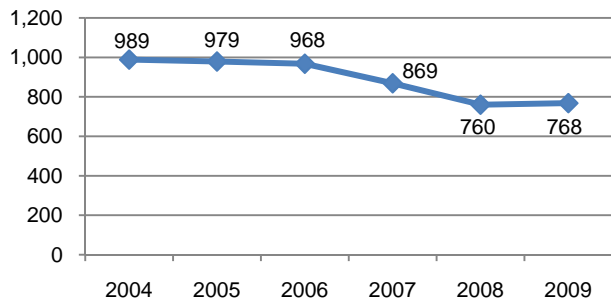


Fiscal Year	Average Number of Cases	Average Monthly Benefit
2004	3,075	\$352.80
2005	2,803	\$331.35
2006	2,708	\$329.71
2007	2,560	\$332.01
2008	2,590	\$331.44
2009	2,440	\$335.21

CHILD SUPPORT - PERCENTAGE OF CURRENT CHILD SUPPORT COLLECTED



CHILDREN AND FAMILY SERVICES - NUMBER OF CHILDREN IN FOSTER CARE



STATE HOSPITAL AND DEVELOPMENTAL CENTER - AVERAGE DAILY CENSUS

