

2017 SENATE APPROPRIATIONS

SB 2009


2017 SENATE STANDING COMMITTEE MINUTES

Appropriations Committee
Harvest Room, State Capitol

SB 2009 and 2069
1/4/2017
#26557

- Subcommittee
 Conference Committee

Committee Clerk Signature



Explanation or reason for introduction of bill/resolution:

A BILL for an Act to provide an appropriation for defraying the expenses of the State Fair Association.

Minutes:

#1 ND State Fair Annual Report July 22-30, 2017
#2 Brochure- What are Premium Dollars?
#3 Testimony from Connor Rudland

Chairman Holmberg called the Committee to order on SB 2009 and SB 2069. All committee members were present. Michael Johnson, Legislative Council and Becky J. Keller, OMB were also present. He explained the difference between the two bills.

Renaë Korslien, Manager of the State Fair presented Attachment # 1 State Fair Annual Report and Attachment # 2 – brochure- What are premium dollars? The budget is very important to the youth of North Dakota. We had over 46,000 exhibits by the young people of the North Dakota. We have some FFA and 4H youth here today to speak. We have won many national awards. We are respected by other states. We feel we are a good investment for you. We brought in over 293,000 people to the fairgrounds this year at the State Fair. If you have any questions about our Annual Report, please ask me. A quick video was shown. The theme was "Where Summer Shines".

Chairman Holmberg had comments regarding the 2016 Honorary Member.

Ms. Korslien: We are proud of our Honorary Member, V. Chairman Bowman.

Senator Mathern: I noticed there was a display for a building managed by Game and Fish. An education program. Is that part of this budget?

Ms. Korslien: No. That budget is all in the Game and Fish Department.

Senator Robinson: I have a question in terms of total students in FFA and 4H. what has happened with that number?

Ms. Korslien: FFA is growing nationally and 4H is holding their own. If anyone can guide me on flood insurance I would like some guidance and flood protection. I don't know if we could sustain another flood. Senator Oehlke volunteered to assist her in this matter.

Alfred Schwalbe, Beulah, President of ND FFA and exhibitor at the State Fair testified in support of the State Fair. We have the greatest of times at the state fair. As a Chapter Officer at Beulah, we were able to help put things together. This last year I had the fortune to take a horticulture class and I found my love of plants. I took my plant to the State Fair. My plant won the grand champion ribbon on my plant. This plant made a huge impact on me. I had the opportunity all year to take care of that plant. Think about those who are taking care of their projects, like livestock, especially in the winter weather. Our members work very hard throughout the year or years to raise their animals or take care of their projects. What the state fair is asking for are those Premium dollars for those presenters. Agriculture is the state's number one industry. On behalf of all the blue uniformed young people I want to thank you for supporting the state fair. (22.39)

Conner Rudland, Member of Minot ND 4H Chapter, Afton Country Kids testified in support of the state fair. See Attachment # 3. I am 9 years old. I have been raising animals of all kinds to present at the state fair. All of my prize money I have put into a savings account for future projects. Thank-you for your support.

V. Chairman Krebsbach: Connor, you have been here before. How many times? She was told 3 times.

Aubrey Bornemann, Morton County 4H testified in support of the State Fair and the Premium dollars that are a benefit for the presenters. Our family travels to many fairs. The premium that is given to us helps us support our projects. Thank you for your help.

Chairman Holmberg instructed the Committee members to look at the green sheet and explained the difference between last session and the executive recommendation. We have an opportunity to look at that. We will close the hearing on SB 2009 and SB 2069. There is no subcommittee on this bill.

Senator Mathern: It would seem to make sense that we would defeat the one bill now. Why don't we just take all the bills that are duplicates and defeat the one?

Chairman Holmberg: We are doing what the budget section said how we will handle all the bills up through 2025. By half time in the session, we will come to the conclusion; was this a good or a bad exercise? Keeping the bills that coincide heard together will be helpful. This particular budget would like to get what they had seen last year. At the end of the day only one bill will pass this committee. That number will be 2009. We could do whatever the majority of the committee wants to do. But we won't take that up today. But it is a valid point. (32.29)

Chairman Holmberg closed the hearing on SB 2009 and SB 2069.


2017 SENATE STANDING COMMITTEE MINUTES

Appropriations Committee
Harvest Room, State Capitol

SB 2009
2/2/2017
Job # 27786

- Subcommittee
 Conference Committee

Committee Clerk Signature



Explanation or reason for introduction of bill/resolution:

A BILL for an Act to provide an appropriation for defraying the expenses of the State Fair Association.

Minutes:

Testimony Attached # 1.

Legislative Council: Alex Cronquist & Levi Kinnischtzke
OMB: Becky Deichert

Chairman Holmberg called the committee to order on SB 2009.

Alex Cronquist & Levi Kinnischtzke handed out Base Level Funding – Testimony Attached # 1.

The fact that we're getting the worksheet rather than the amendment is because we didn't ask for the amendment so now we know what we should do.
Does anyone want to make a motion to reduce the premiums?

Senator Krebsbach: Moved a Do Pass on SB 2009 with Burgum changes.

Although it pains me, I move that we reduce this budget as we are the other budgets and in doing so in the hopes that we can have some turn around and some dollars can be added for the premiums. Those are the dollars that don't cost the state fair, they all go back to the exhibitors and the kids especially, that are showing their products.

Senator Dever: Seconded the motion.

Chairman Holmberg: the motion is to reduce the budget per the Burgum budget - \$35,000.

Senator G. Lee: In the base level budget, the \$532,000 – is that just premium dollars that we're talking about, just erasing that line? (answer – yes.)

Senator Wanzek: Asked for a repeat of Senator Krebsbach's motion. I have a hard time voting against the 4-H kids premiums. I'm carrying the Dept. of Corrections and here we

have a program that does a lot of good for kids. If we're going to prioritize, this would be one area that I'd like to prioritize. I understand everyone has to sacrifice.

Senator Krebsbach: I'm hoping the revenues will turn around and we can find a few dollars to add back in. I think its only fair that if others are suffering this, then all have to do it.

Alex Cronquist: On the sheet, we haven't stated that the Senate has accepted those changes. Right now the Senate changes are zero, so the Senate changes compared to Governor Burgum's budget is an increase of \$35,000. But compared to the Base Level, the Senate hasn't made any changes at this point.

The first grouping of columns of numbers is Gov. Burgum's budget. The 2nd grouping is the Senate version as it stands today because the Senate has not accepted any changes or made any changes. The third grouping is the Senate as compared to Gov. Burgum's budget. Right now the Senate compared to the Burgum budget is \$35,000 higher.

Senator Erbele: So the motion is to take the \$35,000 out? (Answer – yes)

Senator Robinson: My concern is that if we pass this, it goes to the House and we won't see it again. We won't have another chance to add to this budget. It won't show up in conference committee.

Senator Krebsbach: withdrew motion
Senator Dever: withdrew 2nd.

Senator Sorvaag: moved to reduce the base budget by \$17,000.
Senator Bowman: Seconded the motion.

Senator Oehlke: How did the state end up providing premium dollars for prizes? When I think of the county fair back home, local business owners and individuals provide money for premium dollars. It isn't in county budget, so how did this happen to be part of the state budget?

Senator Krebsbach: The history on premium dollars goes back as far as I remember. The premiums have always been in the state budget. The only thing the State Fair has received state funding for was the grandstand and years ago they had some bonds that the state paid the interest on. That goes back to the beginning of the Fair.

Senator Hogue: Is it better to take the money out now and easier to add back in later if we want or leave it in now and can take some out later?

Chairman Holmberg: It depends upon budget, and the amount of money. It depends what the mood will be in April.

Senator Krebsbach: Just for example, over the years of the State Fair, the total amount put in by state is \$23,891,000. Local funds have been \$27,293,000 that comes from both the county and the city for local funds. Fair funds that have been reinvested are \$17,195,000. We could go back to the locals for premium dollars, but this comes from all over the state. The money is not given just to

Minot. It goes back to every county and one of the larger counties for exhibits is in SE part of the state.

Senator Bowman: By doing what we're doing, we're teaching our kids that when times are tough, they have to understand why we cut back. That's a good lesson for our young people. We're still giving them more than if we cut it all out because then we lose. If we give them something, at least to the 4-H programs, they can discuss this to try and understand why. If they understand our economy is down and our income is down, and we're all in this together, I think that's a pretty good lesson for young people.

Chairman Holmberg: The committee is well aware that we are the final prioritizers. The premium dollars or the compromise does indicate the lesson that all budgets are going to have reductions.

Senator Wanzek: This is a vital and positive programs for kids. It's programs like this that might help kids stay away from bad decisions later in life. I'm not saying we need to go to zero cuts, but our kids need to understand the realities of life too. I'm willing to accept an amendment and if there are additional funds that we can help them more later on. This is an effort to meet in the middle.

**A Roll Call Vote was taken: 11 yeas, 3 nays, 0 absent.
Amendment Adopted.**

**Senator Bowman: Moved Do Pass as Amended on SB 2009.
Senator Sorvaag: Seconded the motion.**

**A Roll Call Vote was taken: 14 yeas, 0 nays, 0 absent.
Senator Bowman will carry the bill.**

PROPOSED AMENDMENTS TO SENATE BILL NO. 2009

Page 1, replace lines 11 and 12 with:

"Premiums	<u>\$532,665</u>	<u>(\$17,000)</u>	<u>\$515,665</u>
Total general fund	\$532,665	(\$17,000)	\$515,665"

Re-number accordingly

STATEMENT OF PURPOSE OF AMENDMENT:

Senate Bill No. 2009 - State Fair Association - Senate Action

	Base Budget	Senate Changes	Senate Version
Premiums	<u>\$532,665</u>	<u>(\$17,000)</u>	<u>\$515,665</u>
Total all funds	\$532,665	(\$17,000)	\$515,665
Less estimated income	<u>0</u>	<u>0</u>	<u>0</u>
General fund	\$532,665	(\$17,000)	\$515,665
FTE	0.00	0.00	0.00

Department No. 665 - State Fair Association - Detail of Senate Changes

	Decreases Funding for Premiums ¹	Total Senate Changes
Premiums	<u>(\$17,000)</u>	<u>(\$17,000)</u>
Total all funds	(\$17,000)	(\$17,000)
Less estimated income	<u>0</u>	<u>0</u>
General fund	(\$17,000)	(\$17,000)
FTE	0.00	0.00

¹ Funding for premiums is decreased by \$17,000 to provide total funding of \$515,665.

**2017 SENATE STANDING COMMITTEE
 ROLL CALL VOTES
 BILL/RESOLUTION NO. _____ 2009**

Senate Appropriations _____ Committee

Subcommittee

Amendment LC# or Description: _____

Motion withdrawn

- Recommendation: Adopt Amendment
 Do Pass Do Not Pass Without Committee Recommendation
 As Amended Rerefer to Appropriations
 Place on Consent Calendar
 Other Actions: Reconsider _____

Motion Made By Krebsbach _____ Seconded By Dever _____

Senators	Yes	No	Senators	Yes	No
Chairman Holmberg			Senator Mathern		
Vice Chair Krebsbach			Senator Grabinger		
Vice Chair Bowman			Senator Robinson		
Senator Erbele					
Senator Wanzek					
Senator Kilzer					
Senator Lee					
Senator Dever					
Senator Sorvaag					
Senator Oehlke					
Senator Hogue					

Total (Yes) _____ No _____

Absent _____

Floor Assignment _____

If the vote is on an amendment, briefly indicate intent:

**2017 SENATE STANDING COMMITTEE
 ROLL CALL VOTES
 BILL/RESOLUTION NO. 2009**

Senate Appropriations Committee

Subcommittee

Amendment LC# or Description: reduce the base budget by \$17,000

Recommendation: Adopt Amendment
 Do Pass Do Not Pass Without Committee Recommendation
 As Amended Rerefer to Appropriations
 Place on Consent Calendar
 Other Actions: Reconsider _____

Motion Made By Sorvaag Seconded By Bowman

Senators	Yes	No	Senators	Yes	No
Chairman Holmberg	Y		Senator Mathern		N
Vice Chair Krebsbach	Y		Senator Grabinger		N
Vice Chair Bowman	Y		Senator Robinson		N
Senator Erbele	Y				
Senator Wanzek	Y				
Senator Kilzer	Y				
Senator Lee	Y				
Senator Dever	Y				
Senator Sorvaag	Y				
Senator Oehlke	Y				
Senator Hogue	Y				

Total (Yes) 11 No 3

Absent 0

Floor Assignment _____

If the vote is on an amendment, briefly indicate intent:

To reduce the base budget by \$17,000 in order to pay for some of the premiums for the State Fair.

REPORT OF STANDING COMMITTEE

SB 2009: Appropriations Committee (Sen. Holmberg, Chairman) recommends **AMENDMENTS AS FOLLOWS** and when so amended, recommends **DO PASS** (14 YEAS, 0 NAYS, 0 ABSENT AND NOT VOTING). SB 2009 was placed on the Sixth order on the calendar.

Page 1, replace lines 11 and 12 with:

"Premiums	<u>\$532,665</u>	<u>(\$17,000)</u>	<u>\$515,665</u>
Total general fund	\$532,665	(\$17,000)	\$515,665"

Re-number accordingly

STATEMENT OF PURPOSE OF AMENDMENT:

Senate Bill No. 2009 - State Fair Association - Senate Action

	Base Budget	Senate Changes	Senate Version
Premiums	\$532,665	(\$17,000)	\$515,665
Total all funds	\$532,665	(\$17,000)	\$515,665
Less estimated income	0	0	0
General fund	\$532,665	(\$17,000)	\$515,665
FTE	0.00	0.00	0.00

Department No. 665 - State Fair Association - Detail of Senate Changes

	Decreases Funding for Premiums ¹	Total Senate Changes
Premiums	(\$17,000)	(\$17,000)
Total all funds	(\$17,000)	(\$17,000)
Less estimated income	0	0
General fund	(\$17,000)	(\$17,000)
FTE	0.00	0.00

¹ Funding for premiums is decreased by \$17,000 to provide total funding of \$515,665.

2017 HOUSE APPROPRIATIONS

SB 2009

2017 HOUSE STANDING COMMITTEE MINUTES

Appropriations Committee - Education and Environment Division
Roughrider Room, State Capitol

SB 2009
3/2/2017
28594

- Subcommittee
 Conference Committee

Virginia L Mock

Explanation or reason for introduction of bill/resolution:

Appropriation for defraying the expenses of the state fair association.

Attachments 1-8

Minutes:

Chairman Monson: We call the EE section of House of Appropriations to order on HB 2009. T The clerk will take the roll. All members present except for Rep Schmidt who is in chamber presenting a bill. Chairman Monson left at this time for a 9 o'clock meeting. Vice Chairman Streyle took over the meeting.

Vice Chairman Streyle: We will open the hearing on the State Fair.

Renaë Korslien: General Manager North Dakota State Fair. (Attachment 1-3) We are here to say thank you for supporting us in the past and what you have done for the North Dakota State Fair. We ask you to continue to support us. (1:42) SB 2009 is entirely for premium dollars paid out to the exhibitors. We do not keep one dollar of that for operating or anything else and we are audited very carefully on that every year. They prove that dollar was paid out to winners. Some people misunderstand that and they think it's for the operating of the State Fair. We don't get state funding for operating; if we don't make it, we can't spend it. In 2016 we had 46,300 competitive exhibits which come on the grounds in nine days. The 4H and FFA kids brings all their projects unto the Fair Grounds. They have worked on these projects all year long having a great time doing good things. I believe that we need to continue to support these projects so these kids do learn about life: they learn that sometime they don't win but they have to accept that and make it better. That is our future leaders for North Dakota and some of these leaders will replace you. They will be called to help take care of the continuation of The State Fair. This has been a good investment for the state for the dollars we have received whether it is for a capital improvement or the premium dollars; you have received back in sales tax, bureau tax for all the people that generate tax dollars during those nine days of State Fair. Please help us; we have been cut. We hope that you will support SB 2009.

Rep. Martinson: This is one of my favorite groups of people but please let's get to the budget.

Renaë Korslien: We know that the Senate cut our funding. They cut us by \$17,000. That is not ideal but we can make it work if we can't get that money back. But we do need the rest of

SB 2009 filled; \$513,000 is now in center fill 2009. That is for 2 years and it all gets paid out to the exhibitors, 4H and FFA.

Rep. Martinson: You are saying they only cut you \$17,000?

Renaë Korslien: Yes, that was the cut. We hope that you decide to put that back in.

Vice Chairman Streyle: What was the last years' appropriation? So you are down about 9%.

Renaë Korslien: It was \$570,000 that was appropriated.

Vice Chairman Streyle: Than you had to take an allotment on that?

Renaë Korslien: Yes and with the cuts, it came down to \$532,000 then down to \$513,000.

Connor Rudland: 4-H Member: A 9-year old testified that he has shown rabbits, and didn't get to show his pig because it got too big so they had to eat him!! I have learned many things: how to take care of rabbit stock, how to cook and bake, wood working, photography, archery, a public speaking. I have received prize money for projects and it immediately goes into savings for future projects. Thank you for hearing my request in support of SB 2009. Do you have any questions?

Vice Chairman Streyle: Any questions committee? Thank you very much. Anybody else wish to speak?

Colby Steeke: FHA Member: I am representing FFA as a Sentinel as well as Bowman County 4H.

Testified what the state fair meant to him growing up in 4-H and now FFA. This is the best way they know how to advocate for agriculture and it is a great learning experience. This all has prepared him to tell his agricultural story as well North Dakota agricultural story. Now, more than ever, our public is being removed from production agriculture. What better way is there to let people know what this is all about but by the State Fair. It helps our youth to take that leap of faith, out of their comfort zone and inspire them to reach for excellence. By your support for SB 2009 you will help North Dakota youth aspire for greatness. Any questions?

Vice Chairman Streyle: Are there any questions Committee? Thank you for your time.

Audrey Bornemann: 4-H Member: Testified about how the premiums help the 4-H students. Audrey is a member of 4-H group and shows swine. Some of her expenditures include soaps, halters, brushes, and hair products as well as feed and hay, supplements, minerals are a necessity to produce healthy, great looking livestock. Time and energy that is required for these projects is a great sacrifice from our youth. She urged for passing SB 2009. We are hardworking, well deserving exhibitors whose lives revolve around preparing for the North Dakota State Fair.

Vice Chairman Streyle: Are there any questions Committee? Seeing none, thank you for your time.

Rep. Boe: I did this when I was a youth. I showed cattle at the local achievement days. No blue ribbons were achieved.

Vice Chairman Streyle: Anyone else wishing to testify?

Seven Members of David Lloyd FFA Chapter: (Attachment 4) In support of SB 2009, testimony was supplied in support of SB 2009 but only one student testified within her own testimony. They wrote, "Please consider this letter when you vote on State Fair Funding and choose to support your district FFA members by keeping the premiums at the current level.

Mollie Robbins: (Attachment 5) Mollie is a 13-year old member of 4-H and FFA in LaMoure from the David Lloyd FFA Chapter. (15.57 – 17.50) This was in support of SB 2009.

Layne Korgel: Is 9 years old and a member of the Acting Country Kids 4H Club. He testified in support of SB 2009 about how the premiums help pay for feed and for the animals he shows. I have made many friends in the barns and gained many life-long skills. Please vote to approve and increase the premium budget so we can continue our dreams. I hope to see you at the State Fair to see how hard our North Dakota youth work. Any questions?

Vice Chairman Streyle: Any questions committee? Seeing none testimony in support continued.

Addie Robbins: (Attachment 6) 19:20 – 21:24 In support of SB 2009, she is a 9-year old member of the Lamoure Cloverleaf 4-H Club. It was her first time at state fair. Her ram lamb was overall champion. She urged the committee to keep the money the same so all kids can have a chance to participate in State Fair.

Aspen Hennessy: She describes a show person: you are ready to represent your county and your state. Presented a testimony on the many costs of showing at the State Fair: gas, food, a place to stay, bedding for the animals, show products, etc. In showing you learn responsibility, confidence, gain friendships, learn a work ethic. Urged a yes vote on SB 2009.

Vice Chairman Streyle: Any questions committee? Seeing none, thank you very much.

Kaden Korgel: 4-H Member: He shows pigs and goats. The premiums help him prepare for the next year.

Anne Schauer: 4-H Member: She shows rabbits at the fair. I hope you continue supporting the North Dakota State Fair. Any questions?

Vice Chairman Streyle: Any questions committee? Seeing none, thank you for your testimony.

Hailey Schauer: 4-H Member: This is my first year in 4H. She wants to bring her horse to the State Fair and wants help from the premiums. Any questions?

Vice Chairman Streyle: Any questions committee? Thank you for testifying.

Fletcher Hennessy: 4-H Member: I ask you to vote yes on SB 2009.

Daryl Lies: Testified as a parent of 4-H and FFA children and how important it is to have a healthy, learning activity that helps to develop young people with responsibility rather than being inactive and getting into things leading to addiction. Better titles for SB 2009 would be Encouragement of the Entrepreneur Spirit, Support and Enhancement of Education, and Reduction of Additional Services Through Incarceration and Health Services Due To Addictions. He listed the many activities his children have been involved in and how these activities kept them busy for many years. In helping neighbors and each other, all of this is a learning process. When asked about the cost of working with livestock, my answer is that I would rather spend it there instead of the cost of rehabilitation in the future; and it is life-long lasting. We are asking for your support of the enhancement of education, the entrepreneur spirit, and the promotion of agriculture at the North Dakota State Fair. I encourage you to support SB 2009.

Rep. Maragos: I voice my support for SB 2009. It is always an uplifting experience to see these young adults come and testify. We all know that this is one of our best investments and it is impossible to quantify the kind of return that we get from an investment like this in our young people and what they do. I would encourage you to give as much solid financial support to this effort as you possibly can.

Vice Chairman Streyle: Any questions committee? Anyone else in favor of SB 2009?

Connie Bitz: A leader of the Lamoure Cloverleaf 4-H for 29 years. (Attachment 7) 33:00-37:57 Her club has averaged 30 kids a year over the past 30 years. Now with both parents working and some single parent families, this is more important than ever.

Vice Chairman Streyle: Any questions committee? Seeing none, thank you for your testimony.

Karen Hennessy: In support of SB 2009, she was a 4-H leader for 14 years. Her 6 children show all sorts of animals and projects. They've been going to state fair for 16 years. The 4-H exhibits bring a whole different perspective to the fair. A little compensation for these kids helping with next year's projects would be the reason I am here asking for your support in the funding of the whole future generation to come. Are there any questions?

Vice Chairman Streyle: Any questions committee?

Kimberly Robbins: Testimony has been received in support of SB 2009 by Kimberly Robbins but did not testify. (See Attachment 8)

Renae Korslein: She spoke of walls of honors received by the state fair; they have their office walls filled with international awards that our North Dakota State Fair has won. We have 46,000 competitive exhibits and we made it up to 49,000. We are proud of our accomplishments. Please support SB 2009. Any questions?

Vice Chairman Streyle: Any questions for Renae, committee? What are you expecting for numbers this year?

Renae Korslien: We are not finished with our planning but are excited with what we have thus far. We will have a great fair.

Vice Chairman Streyle: Have you been able to maintain your employees?

Rene Korslien: We proudly have 27 fulltime staff at the fair. Through the whole oil boom and all the great wage only one grounds person left us; and he is now back with us. The grounds of the Fair are kept in the best of shape as they have taken ownership to make them the best representation of North Dakota.

Rep. Jim Schmidt: Last year you reported that you had a million-dollar loss in your grandstand revenue. We had some issues with that.

Rena Korslien: We have not lost money in our grandstand revenue. Some shows are down and some are up. But overall dollars have not been lost. We shall get together on this.

Vice Chairman Streyle: Any questions?

Chairman Monson: You said you have 27 FTE's. Our green sheet shows none.

Rena Korslien: The only dollars that are paid by the state are the premium dollars. Our insurance, our retirement; everything is paid by us.

Chairman Monson: You still have request in here for asphalt overlay. It looks like the senate took it out.

Rena Korslien: No, we never requested any capital improvements; we only requested premium dollars this year. That was from a previous biennium.

Chairman Monson: That was one-time funding and that is done?

Rena Korslien: Yes, it is.

Chairman Monson: So your parking lot is in good shape?

Rena Korslien: No, our roads on the grounds and our parking lot is still graveled.


Vice Chairman Streyle: Thank you, Rena. Anyone opposed to S B 2009? Seeing none, closed the meeting. Thank you for all your testimony. Meeting is adjourned.

2017 HOUSE STANDING COMMITTEE MINUTES

Appropriations Committee - Education and Environment Division
Roughrider Room, State Capitol

SB2009
3/15/2017
29259

- Subcommittee
 Conference Committee



Explanation or reason for introduction of bill/resolution:

To provide an appropriation for defraying the expenses of the state fair association.

Minutes:



Chairman Monson: called the meeting to order on SB 2009, State Fair budget. Representative Schmidt, I understand that you would like to add the \$17,000 premium money back in?

Representative Jim Schmidt: Yes. I would just like to add the \$17,000 back in. I don't think we need to discuss anything more. It's a pretty simple bill.

Chairman Monson: This is a switch with Senator Krebsbach defending the senate version. I'm inclined to leave it the way it is.

Rep Schmidt: I move on SB 2009 to move back in the \$17,000 of enhancement to the premiums for the ND State Fair.

Rep Martinson: I second the motion.

Chairman Monson: So we have the motion to restore the premium money from Rep Schmidt and a second from Rep Martinson. I don't think we should do anything with this until the other two are here. Any other discussion? Ok then. A voice vote was taken and ayes carried. We have an amended bill before us. Let's wait until tomorrow morning to pass the bill when the other two are here.

Rep Schmidt: I make a motion for a do pass SB 2009 as amended.

Rep Martinson: seconded the motion.

Chairman Monson. Any other discussion? We have the motion on SB 2009 DO PASS as amended by Rep Schmidt and a second by Representative Martinson. A roll call vote was taken. Yea: 5 Nay: 0 Absent: 2. Motion passes.

Representative Schmidt: will carry the bill.


Chairman Monson: That one we can give to the full committee. We will meet again in the morning at 9:00 to further discuss SB 2003. Hearing adjourned.

2017 HOUSE STANDING COMMITTEE MINUTES

Appropriations Committee - Education and Environment Division
Roughrider Room, State Capitol

SB 2009
3/16/2017
29366


- Subcommittee
 Conference Committee



Explanation or reason for introduction of bill/resolution:

To provide an appropriation for defraying the expenses of the state fair association.

Minutes:



Chairman Monson: called the meeting to order on the state fair budget.

Rep Schmidt: Apparently I didn't grasp leadership's intent of sending bills out, or about adding back senate reductions, and based on the fact that I didn't understand that, I move that we reconsider our actions on SB 2009.

Vice Chairman Streyle: seconds it.

Chairman Monson: We have a motion and a second. Any discussion? He called for a voice vote which was unclear, so called for a roll call vote. A roll call vote was taken. Yea: 4 Nay: 2 Absent: 1. Motion Carried to reconsider actions on SB 2009. We have the bill before us.

Vice Chairman Streyle: We are not taking any money out of it, we are putting the \$17,000 back in just making the state fair take it from their budget to put it in, is that your intent?

Rep Schmidt: That is my intent. I make a motion to reinstate the \$17,000, however that \$17,000 would come out of state fairs operating budget.

Chairman Monson: So you are making a motion that the only way they could add any more money to this bill for the premiums is to take it out of state fair's budget?

Rep Schmidt: That is correct, Mr. Chairman.

Chairman Monson: Do we have a second so we can discuss it?

Vice Chairman Streyle: seconded.

Chairman Monson: The effect of that will probably be the state fair saying they are not going to spend the money on that and the kids won't get any more money. The state fair could put in any amount they want for premiums but they never do. They depend on the state to fund it. I just wanted to leave it where it was. You are saying general fund premiums is what the senate has but we would like the state fair to kick in \$17,000 in addition for premiums and what would we do about it if they don't. All right, we understand it. Any discussion? We will have a voice vote then. All responded with aye so motion carried. What are your wishes on the bill now?

Vice Chairman Streyle: I move a DO PASS as amended on SB 2009.

Rep Schmidt: Seconded.

Chairman Monson: A roll call vote was taken. Yea: 5 Nay: 1 Absent: 1. Motion carried.

Rep Schmidt: Will carry the bill.


Chairman Monson: closed the hearing on SB 2009

2017 HOUSE STANDING COMMITTEE MINUTES

Appropriations Committee
Roughrider Room, State Capitol

SB 2009
March 30th 2017
29839

- Subcommittee
 Conference Committee



Explanation or reason for introduction of bill/resolution:

A BILL for an Act to provide an appropriation for defraying the expenses of the state fair association.

Minutes:



Representative Schmidt: Review the bill and the amendment 17.0517.02003. It's about premiums; base level was \$532,665 the senate took out 17 thousand and we agreed and left the appropriation at \$515,665. Before we get into the amendment I want to give a little background. The base budget would have given them about 266 thousand a year obviously it's about 8 thousand dollars less than that for 258 thousand. Premiums in 2016 were 253 thousand premiums for 2015 where 296 thousand, and 2014 284 thousand, 2013 275 thousand, so what we've got in the bill is consistent with the premiums over the years. When we had this bill last session and we had it first, there was some issues with the asphalt and building maintenance that they asked for and we had added that we needed to develop an agreement of division of responsibilities regarding the operation and maintenance of the building; right now between the state and the state fair there is no agreement, there's nothing saying what the state pays for and what the state fair pays for. The second part of this is the asphalt. We were told by the senate that they need 1.5 million dollars for the asphalt. The reason for that was that the asphalt was damaged by the flood, FEMA came in and only paid for 75,000 for the asphalts. FEMA said that that was all that was damaged due to the flood. We were able to negotiate that down and the asphalt is now paid. So in lieu of those situations, with this amendment we are establishing the fact that the state of ND will not pay for O&M except for the costs resulting in a natural disaster.

Chairman Delzer: There is also amendment .02002; it's the intent of the sixty-fifth legislative assembly that the state fair association use \$17 thousand of its available operating funds to supplement funding for premiums appropriated in section 1.

Representative Schmidt: I will make a motion to move both .02002 and .02003

Representative Martinson: Second

6:20 Representative J. Nelson: There's no state employees so we don't have the health insurance issue, in past sessions we've had a difficult time in the house position. If we don't adopt an amendment, we don't need a conference committee? Is this worth it?

Representative Streyle: We basically passed what they sent over minus the 17 grand.

Chairman Delzer: The second issue is larger, initially we said we'd do the premiums and we do own some of the property, but the issue is saying that the state fair should plan to do the maintenance themselves.

Representative Schmidt: They are well solvent and the useable balance as of September 30th 2016 was 1.791 million dollars. The revenues and opening cash that they start with was 11.8 million, the expenses where 6.9 and then they had 2 million of payable and another million dollars in certificate deposit. I think they are quite capable with the revenue sources that they had to pick up the O&M, which wouldn't be any different than anyone else that lease d a building from the state of ND.

Representative J. Nelson: I am just looking at the idea of missing the conference committee.

Chairman Delzer: I am supporting this because I think it's right and we tried a number of years ago, they wanted extra money and we said we'd give them 20 thousand if they matched it and they wouldn't do it. Further discussion?

Voice vote, all in favor, motion carries

Representative Schmidt: Do Pass as Amended

Representative Martinson: Second

A Roll Call vote was taken. Yea: 19 Nay: 0 Absent: 2

Motion Carries, Representative Schmidt will carry the bill

Chairman Delzer: Meeting is adjourned.

PROPOSED AMENDMENTS TO ENGROSSED SENATE BILL NO. 2009

Page 1, replace lines 11 through 12 with:

"Premiums	<u>\$532,665</u>	<u>\$0</u>	<u>\$532,665</u>
Total general fund	\$532,665	\$0	\$532,665"

Re-number accordingly

STATEMENT OF PURPOSE OF AMENDMENT:

Senate Bill No. 2009 - State Fair Association - House Action

	Base Budget	Senate Version	House Changes	House Version
Premiums	\$532,665	\$515,665	\$17,000	\$532,665
Total all funds	\$532,665	\$515,665	\$17,000	\$532,665
Less estimated income	0	0	0	0
General fund	\$532,665	\$515,665	\$17,000	\$532,665
FTE	0.00	0.00	0.00	0.00

Department No. 665 - State Fair Association - Detail of House Changes

	Increases Funding for Premiums ¹	Total House Changes
Premiums	\$17,000	\$17,000
Total all funds	\$17,000	\$17,000
Less estimated income	0	0
General fund	\$17,000	\$17,000
FTE	0.00	0.00

¹ Funding for premiums is increased by \$17,000 to provide total funding of \$532,665, the same as the base budget.

17.0517.02002
Title.

Prepared by the Legislative Council staff for
House Appropriations - Education and
Environment Division Committee
March 17, 2017

Fiscal No. 2

PROPOSED AMENDMENTS TO ENGROSSED SENATE BILL NO. 2009

Page 1, line 2, after "association" insert "; and to provide a statement of legislative intent"

Page 1, after line 17, insert:

"SECTION 3. LEGISLATIVE INTENT - PREMIUMS. It is the intent of the sixty-fifth legislative assembly that the state fair association use \$17,000 of its available operating funds to supplement funding for premiums appropriated in section 1 of this Act for the biennium beginning July 1, 2017, and ending June 30, 2019."

Renumber accordingly

STATEMENT OF PURPOSE OF AMENDMENT:

Senate Bill No. 2009 - State Fair Association - House Action

This amendment adds a section to provide legislative intent that the State Fair Association use \$17,000 of its operating fund to supplement funding for premiums for the 2017-19 biennium. The House did not change the Senate level of funding for premiums from the general fund of \$515,665.

PROPOSED AMENDMENTS TO ENGROSSED SENATE BILL NO. 2009

Page 1, line 2, after "association" insert "; and to create and enact a new section to chapter 4-02.1 of the North Dakota Century Code, relating to facility operations or maintenance costs on the state fairgrounds"

Page 1, after line 17, insert:

"**SECTION 3.** A new section to chapter 4-02.1 of the North Dakota Century Code is created and enacted as follows:

Facility operations or maintenance costs.

Except for costs resulting from a natural disaster, the state fair association may not pay for the cost of any of its facility operations or maintenance costs from the state general fund."

Re-number accordingly

STATEMENT OF PURPOSE OF AMENDMENT:

This amendment creates a new section to North Dakota Century Code Chapter 4-02.1 relating to facility operations or maintenance costs on the state fairgrounds.

3/31/17 DC

PROPOSED AMENDMENTS TO ENGROSSED SENATE BILL NO. 2009

Page 1, line 2, after "association" insert "; to create and enact a new section to chapter 4-02.1 of the North Dakota Century Code, relating to facility operations or maintenance costs on the state fairgrounds; and to provide a statement of legislative intent"

Page 1, after line 17, insert:

"SECTION 3. LEGISLATIVE INTENT - PREMIUMS. It is the intent of the sixty-fifth legislative assembly that the state fair association use \$17,000 of its available operating funds to supplement funding for premiums appropriated in section 1 of this Act for the biennium beginning July 1, 2017, and ending June 30, 2019.

SECTION 4. A new section to chapter 4-02.1 of the North Dakota Century Code is created and enacted as follows:

Facility operations or maintenance costs.

Except for costs resulting from a natural disaster, the state fair association may not pay for the cost of any of its facility operations or maintenance costs from the state general fund."

Renumber accordingly

STATEMENT OF PURPOSE OF AMENDMENT:

This amendment:

- Adds a section to provide legislative intent that the State Fair Association use \$17,000 of its operating fund to supplement funding for premiums for the 2017-19 biennium. The House did not change the Senate level of funding for premiums from the general fund of \$515,665.
- Creates a new section to North Dakota Century Code Chapter 4-02.1 relating to facility operations or maintenance costs on the state fairgrounds.

Date: 3-15-2017
 Roll Call Vote #: 2

**2017 HOUSE STANDING COMMITTEE
 ROLL CALL VOTES
 BILL/RESOLUTION NO. SB 2009**

House Appropriations - Education and Environment Division Committee

Subcommittee

Amendment LC# or Description: _____

Recommendation: Adopt Amendment
 Do Pass Do Not Pass Without Committee Recommendation
 As Amended Rerefer to Appropriations
 Place on Consent Calendar
 Other Actions: Reconsider _____

Motion Made By Rep Schmidt Seconded By Rep Martinson

Representatives	Yes	No	Representatives	Yes	No
Chairman Monson	✓		Rep Boe	✓	
Vice Chairman Streyle	AB				
Rep Martinson	✓				
Rep Sanford	✓				
Rep Schatz	AB				
Rep Schmidt	✓				

Total (Yes) 5 No 0

Absent 2

Floor Assignment Representative Schmidt

If the vote is on an amendment, briefly indicate intent:

Date: 3-16-2017
 Roll Call Vote #: 1

**2017 HOUSE STANDING COMMITTEE
 ROLL CALL VOTES
 BILL/RESOLUTION NO. SB 2009**

House Appropriations - Education and Environment Division Committee

Subcommittee

Amendment LC# or Description _____

Recommendation: Adopt Amendment
 Do Pass Do Not Pass Without Committee Recommendation
 As Amended Rerefer to Appropriations
 Place on Consent Calendar

Other Actions: Reconsider reconsider actions

Motion Made By Representative Schmidt Seconded By Representative Streyle

Representatives	Yes	No	Representatives	Yes	No
Chairman Monson	✓		Rep Boe		✓
Vice Chairman Streyle	✓				
Rep Martinson		✓			
Rep Sanford	✓				
Rep Schatz	AB				
Rep Schmidt	✓				

Total (Yes) 4 No 2

Absent 1

Floor Assignment _____

If the vote is on an amendment, briefly indicate intent:
Motion to reconsider our actions on SB 2009 to reinstate \$17,000 premium money to state fair

Date: 3-16-2017
Roll Call Vote #: 2

2017 HOUSE STANDING COMMITTEE
ROLL CALL VOTES
BILL/RESOLUTION NO. SB 2009

House Appropriations - Education and Environment Division Committee

Subcommittee

Amendment LC# or Description: 17.0517.0 2002

Recommendation: Adopt Amendment
 Do Pass Do Not Pass Without Committee Recommendation
 As Amended Rerefer to Appropriations
 Place on Consent Calendar
Other Actions: Reconsider _____

Motion Made By Rep Schmidt Seconded By Rep Streytle

Representatives	Yes	No	Representatives	Yes	No
Chairman Monson			Rep Boe		
Vice Chairman Streytle					
Rep Martinson					
Rep Sanford					
Rep Schatz					
Rep Schmidt					

✓ ayes vote

Total (Yes) ayes carry No _____

Absent _____

Floor Assignment _____

If the vote is on an amendment, briefly indicate intent:
motion to have the state fair put in the money for premium 5.

Date: 3-16-2017
 Roll Call Vote #: 3

**2017 HOUSE STANDING COMMITTEE
 ROLL CALL VOTES
 BILL/RESOLUTION NO. SB 2009**

House Appropriations - Education and Environment Division Committee

Subcommittee

Amendment LC# or Description: _____

- Recommendation: Adopt Amendment
 Do Pass Do Not Pass Without Committee Recommendation
 As Amended Rerefer to Appropriations
 Place on Consent Calendar
 Other Actions: Reconsider _____

Motion Made By Rep Streytle Seconded By Rep Schmidt

Representatives	Yes	No	Representatives	Yes	No
Chairman Monson	✓		Rep Boe	✓	
Vice Chairman Streytle	✓				
Rep Martinson		✓			
Rep Sanford	✓				
Rep Schatz	AB				
Rep Schmidt	✓				

Total (Yes) 5 No 1

Absent 1

Floor Assignment Representative Schmidt

If the vote is on an amendment, briefly indicate intent:

Date: 3/30/2017
 Roll Call Vote #: 1

**2017 HOUSE STANDING COMMITTEE
 ROLL CALL VOTES
 BILL/RESOLUTION NO. SB 2009**

House Appropriations Committee

Subcommittee

Amendment LC# or Description: 17.0517.02003 & 17.0517.02002

Recommendation: Adopt Amendment
 Do Pass Do Not Pass Without Committee Recommendation
 As Amended Rerefer to Appropriations
 Place on Consent Calendar
 Other Actions: Reconsider _____

Motion Made By Representative Schmidt Seconded By Representative Martinson

Representatives	Yes	No	Representatives	Yes	No
Chairman Delzer					
Representative Kempenich			Representative Streyle		
Representative: Boehning			Representative Vigesaa		
Representative: Brabandt					
Representative Brandenburg					
Representative Kading			Representative Boe		
Representative Kreidt			Representative Delmore		
Representative Martinson			Representative Holman		
Representative Meier					
Representative Monson					
Representative Nathe					
Representative J. Nelson					
Representative Pollert					
Representative Sanford					
Representative Schatz					
Representative Schmidt					

Total (Yes) _____ No _____

Absent _____

Floor Assignment _____

If the vote is on an amendment, briefly indicate intent:

MOTION CARRIES

REPORT OF STANDING COMMITTEE

SB 2009, as engrossed: Appropriations Committee (Rep. Delzer, Chairman) recommends **AMENDMENTS AS FOLLOWS** and when so amended, recommends **DO PASS** (19 YEAS, 0 NAYS, 2 ABSENT AND NOT VOTING). Engrossed SB 2009 was placed on the Sixth order on the calendar.

Page 1, line 2, after "association" insert "; to create and enact a new section to chapter 4-02.1 of the North Dakota Century Code, relating to facility operations or maintenance costs on the state fairgrounds; and to provide a statement of legislative intent"

Page 1, after line 17, insert:

"SECTION 3. LEGISLATIVE INTENT - PREMIUMS. It is the intent of the sixty-fifth legislative assembly that the state fair association use \$17,000 of its available operating funds to supplement funding for premiums appropriated in section 1 of this Act for the biennium beginning July 1, 2017, and ending June 30, 2019.

SECTION 4. A new section to chapter 4-02.1 of the North Dakota Century Code is created and enacted as follows:

Facility operations or maintenance costs.

Except for costs resulting from a natural disaster, the state fair association may not pay for the cost of any of its facility operations or maintenance costs from the state general fund."

Re-number accordingly

STATEMENT OF PURPOSE OF AMENDMENT:

This amendment:

- Adds a section to provide legislative intent that the State Fair Association use \$17,000 of its operating fund to supplement funding for premiums for the 2017-19 biennium. The House did not change the Senate level of funding for premiums from the general fund of \$515,665.
- Creates a new section to North Dakota Century Code Chapter 4-02.1 relating to facility operations or maintenance costs on the state fairgrounds.

2017 CONFERENCE COMMITTEE

SB 2009

2017 SENATE STANDING COMMITTEE MINUTES

Appropriations Committee Harvest Room, State Capitol

SB 2009
4/10/2017
JOB # 30007

- Subcommittee
 Conference Committee

Committee Clerk Signature

Eva Lubett for Alice Dehner

Explanation or reason for introduction of bill/resolution:

A Conference Committee hearing for the State Fair

Minutes:

No testimony submitted

Senator Hogue: Called the Conference Committee to order on SB 2009 at 10:00 am in the Harvest Room. Let the record show that all conferees are present: Senators: David Hogue, Acting Chair; Terry Wanzek and John Grabinger; Representatives: Jim Schmidt, Mike Schatz, Tracy Boe. Michael Johnson, Legislative Council Becky Deichert, OMB were also present.

Representative Schmidt: What we did was agree with \$17,000 reduction to general funds from the premiums and then we added in Section 13, intent of the 65th legislative assembly the state fair association 17,000 of its available operating funds to supplement premiums and then in Section 4 we added, except for cost resulting from a natural disaster the state fair association may not pay for the cost of any of its facilities operation maintenance from the state general fund. Which means that all of the maintenance is not coming out of the general fund state dollars. That is all we did.

Senator Wanzek: I have to apologize I am trying to recollect the budget. I don't know that we had a subcommittee in the Senate, we acted as a full committee. I am trying to understand how is that 17,000 different. Are you saying the 17,000 has to come out of their operating funds and it cannot be general fund money?

Representative Schmidt: The Senate took out 17,000 dollars, we agreed to that but just to say to take it out and not give them the opportunity to replace it, if they can replace it. What we did was we added the opportunity to replace it, if they can do that.

Senator Hogue: My recollection is that all of the general fund dollars are for 4H premiums, correct?

Representative Schmidt: Not necessarily. Going back to last session, there were general fund dollars that had been used for operation and maintenance of the asphalt.

Becky Deichert, OMB: The amount that is in there now is strictly for premiums, they have gotten money for capital assets and that goes into a separate line which was zeroed out this biennium.

Representative Schmidt: In the last session there was \$500,000 for the asphalt. They spent \$433,000 of it. We did not give them the authority to carry over the other 67,000. The asphalt was paid for and with the knowledge that the asphalt no longer needs to be done, it has been taken care of. So whatever happened to the other \$67,000, I don't know if it stayed with the Secretary of Treasurer. If you could tell us where that is at?

Becky Deichert, OMB: That was used as part of their allotment. They were part of the allotment process so it was reduced for that.

Senator Grabinger: So with that understanding it doesn't seem that section 4, is really not necessary because the money isn't there anyway, correct?

Representative Schmidt: I am looking at into the future too. Unless there is a natural disaster or if something occurs and those buildings are destroyed, that is one thing but regular operation and maintenance based on the way they are set up I believe they can certainly handle their operation and maintenance.

Senator Grabinger: That \$17,000, the language that you have here is almost telling them that they have to find the money in their operating funds. You suggested if it's available but it is the intent of the legislative assembly. I am wondering if that should be different language. Our intent was that they just didn't have it.

Representative Schmidt: The idea was that if they truly need the \$17,000 that we give them the opportunity to go find it. Whereas if we don't say anything and we take the \$17,000 there is no guidance for them to follow if they can find it to use it. So we felt we needed to have this type of language in there to give them that opportunity. If you got \$17,000 somewhere else, put it in this and utilize it.

Senator Wanzek: I am slowly starting to understand so it sounds like a reasonable approach. If I may, where did we start the biennium at and what was the governor's proposal? If I remember it was actually to take more money and then we backed off in the Senate and took part of it. I hear now the \$17,000 we took out of there, the House is willing to let them replace that if they can find some money somewhere within their budget and that all goes to basically the 4H kids that are presenting their projects at the state fair for premiums.

Becky Deichert, OMB: The Governor's recommendation was \$497,610. You are correct, both sides put money back in for premiums.

Senator Wanzek: And the House is going one step further and saying they can even put that \$17,000 back in for premiums if they can find it within the budget.

Becky Deichert, OMB: Correct, except their funding that is not general fund. It is not anywhere on our people soft system. It is an enterprise fund, so that is not tracked anywhere. They now could take that money and put it towards premiums if they wanted to.

Senator Wanzek: Am I wrong in saying if there are some general fund dollars that they didn't use, that they could put those towards the premiums?

Becky Deichert, OMB: There is no general fund money for them to use.

Senator Grabinger: I am just wondering if under section 3, if we should have some language in there if they can find. The way I read this it is the intent of the legislative assembly that the state fair does this. Essentially telling them that they take this money out of their operating funds. I don't have a problem with it other than we need to tell them that they have to do this.

Representative Schmidt: That is why the word is "available." They may say it is not available but they may say it is available. The word "available" gives them that opportunity to do it or not do it if they so desire.

Senator Grabinger: If we would put the word "may" in front of the word "use" before the \$17,000 on line 21. I think that would give them the leeway.

Representative Schmidt: If you wish to do that feel free. I don't feel it is necessary.

Senator Wanzek: I think I understand what Senator Grabinger is trying to say. It almost sounds like a directive and maybe with the word "may". I think the intent is the same from what I am hearing here. One other question, on Section 4, there is no general fund dollars other than those dollars we appropriate for premiums. So what you are saying is those general fund dollars are meant to be for premiums and they shouldn't be used for any other costs at the fair?

Representative Schmidt: That is correct because there is a long story for paying for the asphalt, to repair the asphalt of what FEMA payed and didn't. I didn't see the need to get into that discussion now but that is the idea, the general funds from the state are for this purpose and not for operations and maintenance.

Senator Wanzek: That is what our intent and our understanding that these general funds dollars are going for these kids and that is what we want.

Senator Hogue: While we are on Section 4. You made the point that you are putting that in code and that strikes me as sort of curious. I am not clear on why we would need to do that because the next legislative session would come along and say, all right we got some general fund dollars for premiums and we decided we want to put some general funds over to make these improvements at the state fair grounds. So why would we put this section in and why wouldn't we do this for every agency budget with the special and general funds?

Representative Schmidt: With respect to operation and maintenance, operation and maintenance isn't replacement. The way you are talking about is replacement. This is operation and maintenance. For example, Job Service, we don't utilize operation and maintenance when they lease out a building. As what was mentioned, the state fair is an enterprise fund and an enterprise fund is used to account for operations that are financed

and operated in a manner similar to private businesses enterprises where the intent of the state is at the cost of providing goods or services to the general public at a continuing basis be financed or recovered primarily through user charges. So there is no reason why they can't utilize their funds for operation and maintenance. For example, if a roof leaks, or if windows break, those sort of things. The second part of that has to do with in code, the state fair association may purchase, hold, lease, exchange, trade or sell real estate for the purpose of promoting and conducting the state fair. So what we are saying is that there is plenty of opportunity for the state fair association to utilize their other incomes for operation and maintenance, especially if they are leasing or subleasing them or whatever the case may be. There is no reason to use general funds in order to do operation and maintenance. I do agree with you, we should have other agencies that have the same scenario where there is someone other than the state is leasing a property, that organization or entity should be required to do O&M. No different than if it is a private business leasing them.

Senator Hogue: I can readily agree with you, this is where we want these funds to go but the 66th legislative assembly may come along and say, we want to take some general fund dollars and we want to make improvements to, it could be the state fair or it could be job service or it could be any one of these agencies that get special funds to maintain buildings and grounds. The problem I see with section 4, is that it creates mischief because now the 66th legislative assembly comes along and gives them general fund authority to spend on some project, whether it is or isn't a natural disaster, I don't know. And then this statute is in place, and somebody says, wait a minute there is a statute that says you can't do this. So which governs?

Representative Schmidt: There is certainly the opportunity to repeal in future legislative sessions but also this refers to deferred maintenance. How this came about was last session we started talking with the state fair and the state, where is there an agreement between the state fair as an enterprise fund and the state of North Dakota with different factions of this agreement. There is no agreement, there is no wordage that says this is what the state pays for and this is what the fair pays for and this is what we pay for together. There is absolutely none. We wouldn't run a private business that way. If we were to lease a structure to another organization, you would definitely outline in an agreement this is what is payed for and this is what is not. What we are saying with this legislation is that general fund monies are not going to be used for operation and maintenance or deferred maintenance. It does not say that general fund monies wouldn't be used to put up a new building.

Senator Hogue: I thing we communicated on that. Is natural disaster, is that defined somewhere?

Representative Schmidt: That would be defined by the federal government and FEMA.

Senator Grabinger: To further clarify on that, national disaster, is it a declared natural disaster by the federal government because that is a whole lot different than hail storm coming through and wiping out the roof or a windstorm coming through.

Representative Schmidt: National disaster is also defined by Emergency Management.

Senator Hogue: Do you agree that the 66th legislative assembly could appropriate general funds if they wanted to for maintenance or improvements on the state fair?

Representative Schmidt: Yes. It would just say without regard to this section, it would be pretty simple to do. We do it a lot. We did it in water.

Senator Hogue: Any further questions or comments? With that we will adjourn.


2017 SENATE STANDING COMMITTEE MINUTES

Appropriations Committee
Harvest Room, State Capitol

SB 2009
4/11/2017
JOB 30050

- Subcommittee
 Conference Committee

Committee Clerk Signature



Explanation or reason for introduction of bill/resolution:

A Conference Committee hearing for the State Fair

Minutes:

No testimony submitted

Chairman Krebsbach: called the Conference Committee to order on SB 2009 at 11:30 am in the Harvest Room. All conferees were present: Chairman Krebsbach, Senators Terry Wanzek and John Grabinger; Representatives: Jim Schmidt, Mike Schatz and Tracy Boe. Stephanie Gullickson, OMB and Michael Johnson, Legislative Council were also present.

Chairman Krebsbach: We will reconvene the Conference Committee. I understand that you met yesterday morning and you recessed at that point. We are back here again. Would you please take roll? Roll call was taken at this time.

Chairman Krebsbach: I, of course, missed that meeting yesterday morning but as I am looking at it it appears to me that the House left the money in tact as we sent it out. We were hoping you would put a little more in there.

Rep. Schmidt: Nice thought.

Chairman Krebsbach: But there is some other area that I think we need to take a look at. That is Section 3 and Section 4 language. And can you please explain to me the purpose of this language?

Rep. Schmidt: Madam Chair, we went through all of that yesterday. And I think your conferees are pretty much versed in what we said. I don't know that we left any stone unturned yesterday and so my thoughts are is that you certainly can confer with them and then when you are ready we can certainly come back and discuss it rather than have to rehash everything that we've done already. I understand you weren't able to be here yesterday.

Chairman Krebsbach: I am sorry. I am just asking you to give me a two-minute update as to why you put that in.

Rep. Schmidt: Section 3 we put that in because we wanted to give them the opportunity to get to \$17,000 back if they had it. Section 4 deals with operation and maintenance and they're to use general funds for operation and maintenance.

Chairman Krebsbach: OK. I am going to respond to those things. Just for your information, and I think there is a lot of misunderstanding on how the State Fair operates. I think for years they have been supplementing premium dollars that the state has given them because there is an excessive amount of entries that come into the State Fair. And when these kids bring their rabbits in, and they spend time getting there, and spend their time developing the product that they bring, They're entitled to a little bit of money back. Anyway, with all of that, they have run short before and they have supplemented premiums from operations dollars so the language is not necessary. In other words, they're doing it already and they have been doing it. So are you willing to concede on that point?

Rep. Schmidt: The House rests with what we have and what's in the wordage that we would stay with that.

Chairman Krebsbach: You may. And we will just recess until further time. We will discuss more later. The committee is in recess and we will reconvene at a later time.

2017 SENATE STANDING COMMITTEE MINUTES

Appropriations Committee
Harvest Room, State Capitol

SB 2009
4/18/2017
Job # 30187

- Subcommittee
 Conference Committee

Committee Clerk Signature

Eva Lubott for Alice Deizer

Explanation or reason for introduction of bill/resolution:

A Conference Committee hearing for the State Fair

Minutes:

1.State Fair Association Green Sheet dated 01-03-17

Chairman Wanzek: Called the Conference Committee to order on SB 2009. All conferees were present: **Chairman Terry Wanzek, Bill Bowman and John Grabinger; Representatives: Jim Schmidt, Mike Schatz and Tracy Boe.** Becky Deichert, OMB and Michael Johnson, Legislative Council were also present.

Chairman Wanzek: We have met two times and the only concern is the language. It appears to me as far as the dollar amount goes, we are on the same page. I don't think there is any real disagreement with Section 3 but they believe they are already able to do this and they are doing this. I visited with Renee Korsling and she said that they would supplement the premium dollars with their funds. She said it is close to \$150,000 to \$200,000 that they also utilize from their other funds for judges and preparation for the events for the fair and the 4H and FFA entrance.

Representative Schmidt: Are you making reference that we can reduce it?

Chairman Wanzek: No, what I am saying is there is a feeling that the language isn't necessary because they are already able to do this. On Section 4, looking through the book and visiting with Renee Korsling as well, they said that they have never done this and that they are audited by Eide Bailly on annual basis and overseen by the state auditor's office. The only time they have used general fund money is when it's been appropriated from the legislature for those specific purposes. Their thought is this is not necessary as well.

Representative Schmidt: If I may revert back to when Senator Bowman was with us last session, when we had the discussion with regards to the asphalt. At that time also there was a proposal taken out of the bill to do some operation and maintenance on some of the buildings, I think one of them was a roof. With respect to the asphalt, the original request was for \$1.5M on the asphalt to fix it. That was given to us because the statement was that was destroyed by the flood and then it was told to us the reason why FEMA did not pay for that, when we asked, and the response was that they refused to pay for that. So we asked for the

total statement from FEMA on what FEMA paid for the whole state fairgrounds. We asked that of the state fair board. The state fair board got back to legislative counsel and said, we can't get you that information on a timely manner. I didn't agree with that. So I called FEMA myself and within six hours I had that information. I asked FEMA, why didn't you pay for that asphalt since it was destroyed by the flood? And FEMA said that they didn't detect that the asphalt was destroyed by the flood, that only part of it was destroyed by the flood and we paid for that. So the House thinks fine, we will still put in \$500,000 to fix it. The \$500,000 was basically operation and maintenance and it was not destroyed by the flood as we were told it was. FEMA determined that. So those general fund monies were then used to do operation and maintenance on the asphalt. Our feelings are that we don't pay for operation and maintenance on water projects and we don't pay for operation and maintenance on other types of projects. That is part of the reasoning for this. The other part is, what I mentioned earlier, has to do with the enterprise fund. The North Dakota State Fair Association is an enterprise fund of the state of North Dakota. I went and searched what that means and so I have the wordage, the enterprise fund of the state of North Dakota is used to account for operations that are financed and operated in a manner similar to private business enterprises where the intent of the state is that the cost of providing goods and services to the general public on a continuing basis be financed or recovered primarily for user charges. The other thing that we asked in last session and we were denied from the House funded primarily for user process. Another thing we asked in last session and we were denied from the House, is that we got a scenario under these enterprise funds where the state fair has the legislation which identifies what their authorities are to do with those properties. I have never been around a federal situation or a state situation where someone else leases government property without any type of agreement. So what we asked for last session was to have an agreement that identifies, the state pays for this, the fair pays for that and then, we pay for it together. We were after that type of agreement and that was denied. So that is the basic premise for that section. That operation and maintenance, unless under a natural disaster will not be paid for by the state, with regards to operation and maintenance. That is the background of that. The general fund money was paid for operation and maintenance of the asphalt of that parking lot.

Senator Bowman: I don't know how many of you attend the state fair meetings at the end of their biennium and they go through the book, and talk about their audits and talk about all of the findings. In all of the years that I've been there at least 10 years in a row, they have never had a gig from an audit. Which tells me we are trying to make something out of something that is not there. I know that when they had the flood, I went up there and actually witnessed the parking lot. I wanted to see how much damage was done. There was damage done, does that mean it was all from the flood? I couldn't tell you and nobody else could tell you for sure but there was definite damage done. We got the parking lot fixed up, it's a done deal. I don't know what the objective of this amendment really is because they are awfully conscientious of what they do. They manage that the way that we expect them to manage it and that's why when you audit and find no gigs. It seems to me they are kind of on track of doing it right.

Representative Boe: The green sheet this session did indicate that they did have an audit finding. It was listed in the green sheet when we had it in the House. It had something to do with Golf Minot, I think is what it said. You know you look in the green sheet and most times it says, no audit findings or no significant audit findings. That wasn't the case this time.

Representative Schmidt: This has nothing to do with operating it the way we want it to because I don't know what that is because there isn't any agreement other than the organizational under cooperate law etc., they basically can do anything they want but once again we have an entity that is leasing state buildings if you will. With an effort to compromise, we don't have to have the agreement at least we have a statement. I think that is a good business practice.

Chairman Wanzek: I would be more interested in knowing the details of what she laid out. I know when you were talking about the asphalt and part of the project, not necessarily being due to the flood. I am trying to understand, was there general fund dollars that we appropriated that they were not given permission to use on that part of the asphalt? All of the general fund dollars that they used, we at one time appropriated them for that purpose to begin with, didn't we? Even though there might be a question as to whether it was caused by the flood or wasn't caused by the floods.

Representative Schmidt: I don't know the history of who paid for the asphalt or how it was paid for originally. All I am familiar with is where we were last session about repairing the damage from the flood and we were told due entirely from the flood and FEMA said no they did not detect that the asphalt was entirely destroyed by the flood.

Chairman Wanzek: Where would it reference the findings?

Michael Johnson, Legislative Council: On page 1 towards the bottom of the copy you have it explains significant audit findings. Explains the green sheet, Attachment # 1.

Chairman Wanzek: I am asking for a little bit of tolerance being thrown into this position. I want to understand a little more of what Representative Schmidt is saying. It seems that the language is innocuous in this bill because we aren't even appropriating enough money to even cover the premiums in this budget. I don't see them using general funds for any other way. So the language seems innocuous but being thrown into this position I am asking for an opportunity to investigate the numbers a little more.

Representative Boe: This language in here has nothing to do with the budget for this year. This is a signal to them that as you need to take care of your buildings and making sure that we don't have a deferred revenue, this is telling them when you are planning you need to make sure that you are taking care of your buildings, and your asphalt as need be with your funds. Our intent is that we are not going to be pouring a lot of money into this. That is the way I read this language.

Chairman Wanzek: You are trying to send a message beyond this biennium?

Representative Boe: It is so someone doesn't come in and say that I am surprised I am not going to get any money for this. It means take care of it. As you have indicated that they contend that they have taken care of it and our never spending any of this anyway. We want to be sure everyone is on the same page and we are all getting the right signal.

Chairman Wanzek: I think what is coming from the other side is, they see this as a poke at them saying they have been using general fund dollars in areas where they weren't supposed to and they feel that they have always followed the intent of whatever general fund dollars were appropriated. I am hearing this from both sides and sitting here in the middle, I want to decipher this a little bit longer. When I look at the language, I don't see that we are going to affect this budget at all with that language.

Representative Schmidt: I totally agree with Representative Boe. Going back again to the previous session where we discussed it I believe there needed to be an agreement on leasing this equipment and buildings.

Chairman Wanzek: I think with that we will adjourn the meeting.

2017 SENATE STANDING COMMITTEE MINUTES

Appropriations Committee
Harvest Room, State Capitol

SB 2009
4/20/2017
JOB # 30250

- Subcommittee
 Conference Committee

Committee Clerk Signature

Emmery Brotberg for Altia Ruzic

Explanation or reason for introduction of bill/resolution:

A Conference Committee hearing for the State Fair

Minutes:

No Testimony Submitted

Chairman Wanzek: Called the Conference Committee to order on SB 2009 at 11:30 am in the Harvest Room. Let the record show that all conferees are present: **Senators: Chairman Terry Wanzek, Bill Bowman and John Grabinger; Representatives: Jim Schmidt, Mike Schatz and Tracy Boe.** Becky Deichert, OMB and Sheila M. Sandness, Legislative Council are also present.

Chairman Wanzek: We are in total agreement on the money, we are trying to determine the policy. We are hung up on Sections 3 and 4. The Senate has expressed concern about putting that language in the code, the thought is that we don't do this in other budgets, maintenance and operating costs are funded by the fair associations enterprise fund, not the general fund.

There was also a question as to why we pay premiums but this is the State fair and everyone participates. I found in code the part that established the purpose of the state fair and that the fair must be in Minot. Section 4 has been the most important to the House members; would you like to share your position on it?

Rep. Schmidt: It is one of the enterprise funds in ND which is to be operated in a manner similar to a private business enterprise (Representative Schmidt read the applicable code). The fair association could do virtually anything it wants with those buildings to create income, etc. Our position hasn't changed and we support the bill as written.

Senator Grabinger: Is there any interest in changing the language in Section 4? If we did language that it is legislative intent that the fair association use their funds to cover the facility operations and maintenance costs associated with the state fair.

Rep. Schmidt: We are open to changing it as long as the intent of the state federal funds not paying for operation and maintenance because that should be at the obligation of the lessee. The other thing that may need to be clarified is that this does not preclude any activity about putting up new buildings and I am not opposed to that. However, once that

building is built they need to pay for the maintenance and operation. So this language does not take away from any of the buildings or structures they are planning to do in the future.

Senator Grabinger: Rather than continuing with this stand still, I am trying to come up with language to appease both and put this to an end.

Rep. Schmidt: The House would encourage you to bring forward any language.

Chairman Wanzek: I have considered that and I have some verbiage that may not be quite as direct but shows the intent.

Rep. Schmidt: If we have it as the intent of the legislature I will not buy that because intent can be defined differently.

Senator Bowman: The state fair board is a governing board of what they do. Have you looked into their bylaws to find out what their limits are and aren't because that may already be a part of the responsibility of the board? The board is made up of people from all over ND and another governing board for how they run the state fair. I would think somewhere they probably have rules written as to what they can and can't do with state money. We're still talking about a natural disaster that FEMA will not pay for but I wonder if the Fair has rules they have to follow and those rules would say they can't use money from the general fund for any other purpose than the premiums.

Rep. Schmidt: Their bylaws may change quickly. I go by what is in the code.

Chairman Wanzek: In this particular budget with the only line item being premiums, that money can't be used for anything other than premiums, correct?

Becky J. Keller, OMB: Yes.

Rep. Schmidt: We have the same thing with operation and maintenance in all of the water structures that are out there. We are trying to equalize that throughout. Keep in mind that this is an enterprise fund and they need to operate under those rules whether or not they have the need to do O&M or not. If it is outlined specifically that operation and maintenance is not going to be covered by general fund moneys in the future, then they know that we cannot afford to let something hang on and just wait until the legislative session begins to see if they can receive funding to pay for that cost. We need to lay the ground rules.

Chairman Wanzek: I don't think we are in disagreement with that line of thinking. I am wondering who the message is for.

Rep. Schmidt: The message is to future legislators and the Fair Association.

Chairman Wanzek: Closed the conference committee hearing on SB 2009.


2017 SENATE STANDING COMMITTEE MINUTES

Appropriations Committee
Harvest Room, State Capitol

SB 2009
4/21/2017
JOB # 30266

- Subcommittee
 Conference Committee

Committee Clerk Signature



Explanation or reason for introduction of bill/resolution:

A Conference Committee Hearing for the State Fair Budget

Minutes:

No testimony submitted

Chairman Wanzek: Called the Conference Committee to order on SB 2009 at 9:30 am in the Harvest Room. Let the record show that all conferees are present: **Senators: Chairman Terry Wanzek, Bill Bowman and John Grabinger; Representatives: Jim Schmidt, Mike Schatz and Tracy Boe.** Becky Deichert, OMB and Michael Johnson, Legislative Council are also present.

Chairman Wanzek: I had the council do some research on the history of the state fair. When we went through statehood the legislative assembly authorized the state board of agriculture to establish and manage a state fair near Grand Forks. The assembly authorized to subsidize the state fair in 1893. Each state fair association was allowed to buy real property. The current state fair association law was passed in 1965 and has been in Minot ever since.

Representative Schmidt: I can't go without recognizing Senator Bowman as the 2016 honorary member. (He showed a picture of Senator Bowman as Honorary Member of the State Fair) I think there is a conflict of interest here. I want that to be recognized. **(0.02.11)**

Chairman Wanzek: We are not in disagreement on the dollars. We disagree on the language and whether it needs to be in the code. I've done some leg work and visited with the fair manager, Renae Korsling. I am hearing from the House that section 4 is the one you are most concerned about. You want to be clear that facility maintenance and operations coasts are funded through the state fair funds and not general fund. I visited with everyone involved, and some felt there doesn't need to be language in there. I thought there could be more friendly way of putting it. My language still states the obvious facts of operations and maintenance still funded through state fair. In exchange for the language that is there, I want to add 'facility operations or maintenance costs are to be funded by State Fair Association Funds'. I did have normal facility operations or maintenance to try and designate something abnormal. In visiting with Representative Schmidt, we could say, "after the facility operation and maintenance costs are to be funded by State Fair Association Funds, other than natural disasters". **(0.04.31)**

Representative Schmidt: Please go back to section 3, the reason for that is that after we considered the bill, we felt that the \$17,000 without that there needed to give them the opportunity, if they got them, to put them in. We found in conference that they do that anyway. We are willing to take it out. The wordage for Section 4?

Chairman Wanzek: A simple statement of what the expectations are. Like I explained above. Add other than natural disasters.

Representative Schmdit: I agree with it. We can vote without seeing this amendment. It is simple.

Michael Johnson, Legislative Council: Correct. I did write down the language.

Senator Bowman: I need to know if I have permission to vote on this?

Representative Schmidt: You are such a gentleman. Yes, please vote.

Becky Deichert, OMB: we are taking out section 3 and changing the language in Section 4.

Chairman Wanzek: I am fine with the title there, Facilities Operations and Maintenance Cost. Then remove lines 4 and 5 of the House version and provide our language in its place. **(0.06.54)**

Representative. Schmidt: We didn't write that. LC did.

Chairman Wanzek: I am glad we were able to come to consensus. She said that's what we do. They are not scared. They are not trying to hide. I don't have a motion.

Representative Schmidt. **I so move. The House recede from its amendments and further amend by removing section 3 and adding the language we agreed to.**

Michael Johnson: Correct. Adding a section with that language you provided.

Senator Bowman: **Seconded the motion.**

Chairman Wanzek: We will have the clerk call the roll on the amendment.

A Roll Call vote was taken. Yea: 6; Nay: 0; Absent: 0. Motion carried.

Chairman Wanzek:	Yea	Representative Schmidt:	Yea
Senator Bowman:	Yea	Representative Schatz:	Yea
Senator Grabinger:	Yea	Representative Boe:	Yea

Chairman Wanzek: **The motion passes.** Thank you. The Conference Committee hearing was closed.

PROPOSED AMENDMENTS TO ENGROSSED SENATE BILL NO. 2009

That the House recede from its amendments as printed on page 1201 of the Senate Journal and pages 1327 and 1328 of the House Journal and that Engrossed House Bill No. 2009 be amended as follows:

Page 1, line 2, after "association" insert "; and to create and enact a new section to chapter 4-02.1 of the North Dakota Century Code, relating to facility operations and maintenance costs of the state fair association"

Page 1, after line 17, insert:

"**SECTION 3.** A new section to chapter 4-02.1 of the North Dakota Century Code is created and enacted as follows:

Facility operations and maintenance costs.

Facility operations and maintenance costs, other than costs resulting from a natural disaster, are to be funded by state fair association funds."

Re-number accordingly

STATEMENT OF PURPOSE OF AMENDMENT:

Senate Bill No. 2009 - State Fair Association - Conference Committee Action

This amendment creates a new section to North Dakota Century Code Chapter 4-02.1 relating to facility operations and maintenance costs of the state fair association. The House had added a similar section relating to facility operations and maintenance costs and a section of legislative intent relating to state fair premiums which is not included in the conference committee amendment.

Date: _____
 Roll Call Vote #: _____

**2017 SENATE CONFERENCE COMMITTEE
 ROLL CALL VOTES**

BILL/RESOLUTION NO. 2009 as (re) engrossed

Senate Appropriations Committee

- Action Taken SENATE accede to House Amendments
 SENATE accede to House Amendments and further amend
 HOUSE recede from House amendments
 HOUSE recede from House amendments and amend as follows
- Unable to agree, recommends that the committee be discharged and a new committee be appointed

Motion Made by: _____ Seconded by: _____

Senators	4/10	4/11	Yes	No	Representatives	4/10	4/11	Yes	No
Sen. Hogue	✓	✓			Rep. Schmidt	✓	✓		
Sen. W. Narszek	✓	✓			Rep. Schatz	✓	✓		
Sen. Drabergin	✓	✓			Rep. Bue	✓	✓		
Total Senate Vote					Total Rep. Vote				

Vote Count Yes: _____ No: _____ Absent: _____

Senate Carrier _____ House Carrier _____

LC Number _____ of amendment

LC Title # _____ of engrossment

Emergency clause added or deleted

Statement of purpose of amendment

Date: _____
 Roll Call Vote #: _____

**2017 SENATE CONFERENCE COMMITTEE
 ROLL CALL VOTES**

BILL/RESOLUTION NO. 2009 as (re) engrossed

Senate Appropriations Committee

- Action Taken**
- SENATE accede to House Amendments
 - SENATE accede to House Amendments and further amend
 - HOUSE recede from House amendments
 - HOUSE recede from House amendments and amend as follows

 - Unable to agree**, recommends that the committee be discharged and a new committee be appointed

Motion Made by: _____ Seconded by: _____

Senators	4/18	4/20	4/21	Yes	No	Representatives	4/18	4/20	4/21	Yes	No
<i>Wanzel</i>	✓	✓	✓			<i>Schmitt</i>	✓	✓	✓		
<i>Bowman</i>	✓	✓	✓			<i>Schatz</i>	✓	✓	✓		
<i>Strubinger</i>	✓	✓	✓			<i>Boe</i>	✓	✓	✓		
Total Senate Vote						Total Rep. Vote					

Vote Count Yes: _____ No: _____ Absent: _____

Senate Carrier _____ House Carrier _____

LC Number _____ of amendment

LC Title # _____ of engrossment

Emergency clause added or deleted

Statement of purpose of amendment

Date: 4-21-17
 Roll Call Vote #: 1

**2017 SENATE CONFERENCE COMMITTEE
 ROLL CALL VOTES**

BILL/RESOLUTION NO. 2009 as (re) engrossed

Senate Appropriations Committee

- Action Taken
- SENATE accede to House Amendments
 - SENATE accede to House Amendments and further amend
 - HOUSE recede from House amendments
 - HOUSE recede from House amendments and amend as follows
 - Unable to agree, recommends that the committee be discharged and a new committee be appointed

Motion Made by: Rep Schmidt Seconded by: Sen Bowman

Senators				Yes	No	Representatives				Yes	No
<u>Wanzek</u>				✓		<u>Schmidt</u>				✓	
<u>Bowman</u>				✓		<u>Schatt</u>				✓	
<u>Grabiner</u>				✓		<u>Boe</u>				✓	
Total Senate Vote				<u>3</u>		Total Rep. Vote				<u>3</u>	

Vote Count Yes: 6 No: 0 Absent: 0

Senate Carrier Wanzek House Carrier Schmidt

LC Number 17.0517 . 02006 of amendment

LC Title # 04000 . 17.0517.02006 of engrossment

Emergency clause added or deleted

Statement of purpose of amendment

Motion that the facility operations or maintenance shall be the responsibility of the state fair other than costs incurred because of natural causes

Insert LC: 17.0517.02006
Senate Carrier: Wanzek
House Carrier: Schmidt

REPORT OF CONFERENCE COMMITTEE

SB 2009, as engrossed: Your conference committee (Sens. Wanzek, Bowman, Grabinger and Reps. Schmidt, Schatz, Boe) recommends that the **HOUSE RECEDE** from the House amendments as printed on SJ page 1201, adopt amendments as follows, and place SB 2009 on the Seventh order:

That the House recede from its amendments as printed on page 1201 of the Senate Journal and pages 1327 and 1328 of the House Journal and that Engrossed House Bill No. 2009 be amended as follows:

Page 1, line 2, after "association" insert "; and to create and enact a new section to chapter 4-02.1 of the North Dakota Century Code, relating to facility operations and maintenance costs of the state fair association"

Page 1, after line 17, insert:

"**SECTION 3.** A new section to chapter 4-02.1 of the North Dakota Century Code is created and enacted as follows:

Facility operations and maintenance costs.

Facility operations and maintenance costs, other than costs resulting from a natural disaster, are to be funded by state fair association funds."

Renumber accordingly

STATEMENT OF PURPOSE OF AMENDMENT:

Senate Bill No. 2009 - State Fair Association - Conference Committee Action

This amendment creates a new section to North Dakota Century Code Chapter 4-02.1 relating to facility operations and maintenance costs of the state fair association. The House had added a similar section relating to facility operations and maintenance costs and a section of legislative intent relating to state fair premiums which is not included in the conference committee amendment.

Engrossed SB 2009 was placed on the Seventh order of business on the calendar.

2017 TESTIMONY

SB 2009

**Department 665 - State Fair Association
Senate Bill Nos. 2009 and 2069**

Executive Budget Comparison to Prior Biennium Appropriations

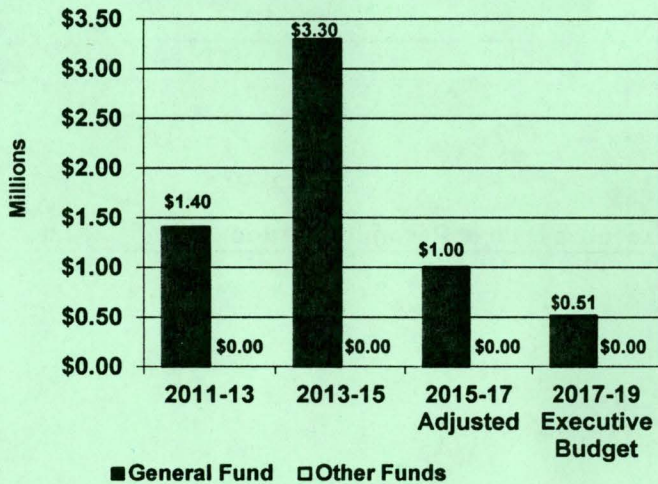
	FTE Positions	General Fund	Other Funds	Total
2017-19 Executive Budget	0.00	\$513,000	\$0	\$513,000
2015-17 Adjusted Legislative Appropriations ¹	0.00	999,915	0	999,915
Increase (Decrease)	0.00	(\$486,915)	\$0	(\$486,915)

¹The 2015-17 biennium agency appropriation amounts reflect general fund budget reductions made in August 2016.

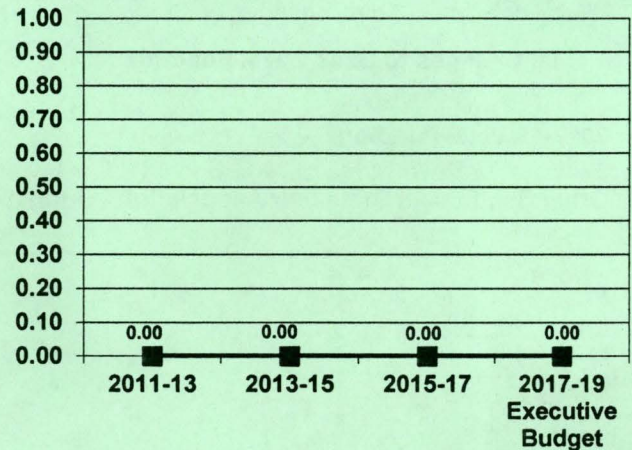
Ongoing and One-Time General Fund Appropriations

	Ongoing General Fund Appropriation	One-Time General Fund Appropriation	Total General Fund Appropriation
2017-19 Executive Budget	\$513,000	\$0	\$513,000
2015-17 Adjusted Legislative Appropriations	532,665	467,250	999,915
Increase (Decrease)	(\$19,665)	(\$467,250)	(\$486,915)

Agency Funding



FTE Positions



Executive Budget Comparison to Base Level

	General Fund	Other Funds	Total
2017-19 Executive Budget	\$513,000	\$0	\$513,000
2017-19 Base Level	532,665	0	532,665
Increase (Decrease)	(\$19,665)	\$0	(\$19,665)

Executive Budget Highlights

	General Fund	Other Funds	Total
1. Decreases funding for exhibitor premium payments from \$532,665 to \$513,000	(\$19,665)		(\$19,665)

Continuing Appropriations

State Fair operating fund - North Dakota Century Code Section 4-02.1-15 - Provides all income, fees, rents, interest, and any other money received by the State Fair Association are to be deposited in a special fund, and those funds are appropriated as a standing appropriation for the purposes provided in the chapter.

Significant Audit Findings

The operational audit for the State Fair Association conducted by Eide Bailly during the 2015-16 interim one significant audit finding related to financial reporting requirements. The North Dakota State Fair Foundation should have been included as a component unit in the State Fair Association's financial statements.

Major Related Legislation

At this time, no major related legislation has been introduced affecting this agency.

State Fair Association - Budget No. 665
Senate Bill Nos. 2009 and 2069
Base Level Funding Changes

Executive Budget Recommendation

	<u>FTE Position</u>	<u>General Fund</u>	<u>Other Funds</u>	<u>Total</u>
2017-19 Biennium Base Level	0.00	\$532,665	\$0	\$532,665
2017-19 Ongoing Funding Changes				
Exhibitor premium funding		(19,665)		(19,665)
Total ongoing funding changes	0.00	(\$19,665)	\$0	(\$19,665)
One-time funding items				
No one-time funding items				\$0
Total one-time funding changes	0.00	\$0	\$0	\$0
Total Changes to Base Level Funding	0.00	(\$19,665)	\$0	(\$19,665)
2017-19 Total Funding	0.00	\$513,000	\$0	\$513,000

Other Sections in State Fair Association - Budget No. 665

Executive Budget Recommendation

None

Department 665 - State Fair Association

Appropriations Comparisons to the Original and Adjusted Base Budgets

General Fund Appropriations Adjustments (As a result of the August 2016 General Fund Budget Reductions)

	Ongoing	One-Time	Total
2015-17 original general fund appropriations	\$570,000	\$500,000	\$1,070,000
General fund reductions	(37,335)	(32,750)	(70,085)
Adjusted 2015-17 general fund appropriations	\$532,665	\$467,250	\$999,915
Remove prior biennium adjusted one-time funding		(467,250)	(467,250)
2017-19 base level	\$532,665	\$0	\$532,665
Executive Budget changes	(19,665)		(19,665)
2017-19 Executive Budget	\$513,000	\$0	\$513,000

Summary of August 2016 General Fund Budget Reductions

	Ongoing	One-Time	Total
Reduced funding for State Fair premiums	(\$37,335)		(\$37,335)
Reduced funding for capital asphalt overlay project		(\$32,750)	(32,750)
Total reduction to ongoing and one-time general fund appropriations	(\$37,335)	(\$32,750)	(\$70,085)
Percentage reduction to ongoing and one-time general fund appropriations	(6.55%)	(6.55%)	(6.55%)

2017-19 Executive Budget Changes to the Original and Adjusted Base Budgets

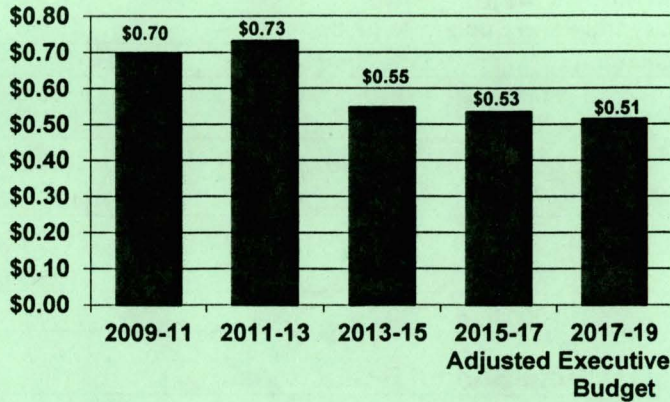
	Changes to Original Budget	Budget Reduction Adjustments	Changes to Adjusted Budget
Adjusted funding for State Fair premiums	(\$57,000)	\$37,335	(\$19,665)
Total 2017-19 Executive Budget changes	(\$57,000)	\$37,335	(\$19,665)

Department 665 - State Fair Association


Historical Appropriations Information

Ongoing General Fund Appropriations Since 2009-11

Agency Funding (in Millions)



FTE Positions



■ Ongoing General Fund Appropriations

State Fair Association has no FTE positions

Ongoing General Fund Appropriations					
	2009-11	2011-13	2013-15	2015-17 Adjusted	2017-19 Executive Budget
Ongoing general fund appropriations	\$697,150	\$730,000	\$546,000	\$532,665	\$513,000
Increase (decrease) from previous biennium	N/A	\$32,850	(\$184,000)	(\$13,335)	(\$19,665)
Percentage increase (decrease) from previous biennium	N/A	4.7%	(25.2%)	(2.4%)	(3.7%)
Cumulative percentage increase (decrease) from 2009-11 biennium	N/A	4.7%	(21.7%)	(23.6%)	(26.4%)

Major Increases (Decreases) in Ongoing General Fund Appropriations

2011-13 Biennium

1. Increased funding for State Fair premiums from \$487,150 to \$520,000 \$32,850

2013-15 Biennium

1. Increased funding for State Fair premiums from \$520,000 to \$546,000 \$26,000
2. Removed funding for State Fair bond payments for bonds repaid during the 2011-13 biennium (\$210,000)

2015-17 Biennium

1. Decreased funding for State Fair premiums from \$546,000 to \$532,665 (This amount was reduced from \$570,000 as a result of the August 2016 special legislative session) (\$13,335)

2017-19 Biennium (Executive Budget Recommendation)

1. Decreases funding for State Fair premiums from \$532,665 to \$513,000 (\$19,665)

NORTH DAKOTA

STATE FAIR

JULY 22-30, 2016

WHERE SUMMER SHINES

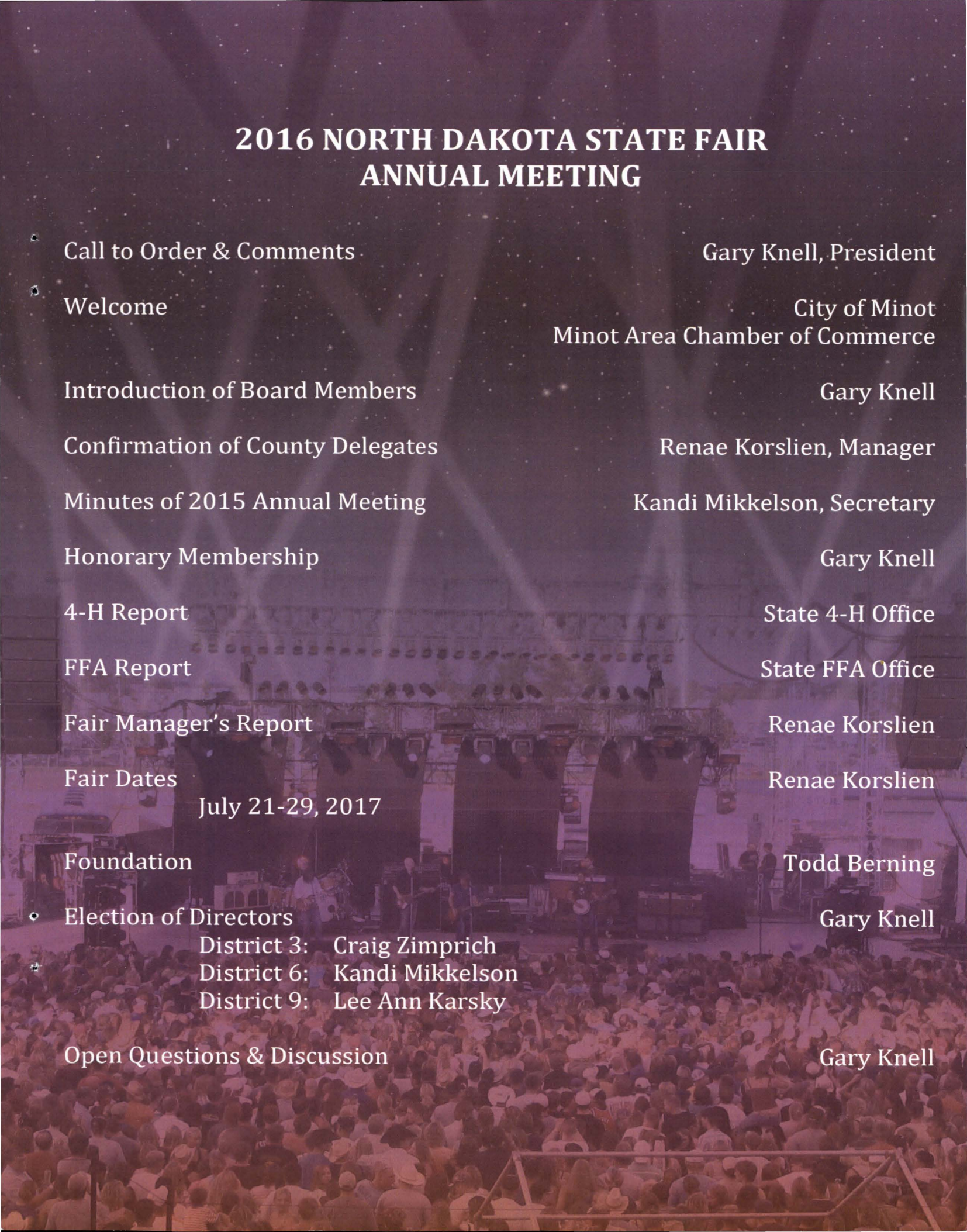


2016 Honorary Member



Senator Bill Bowman

2016 NORTH DAKOTA STATE FAIR ANNUAL MEETING

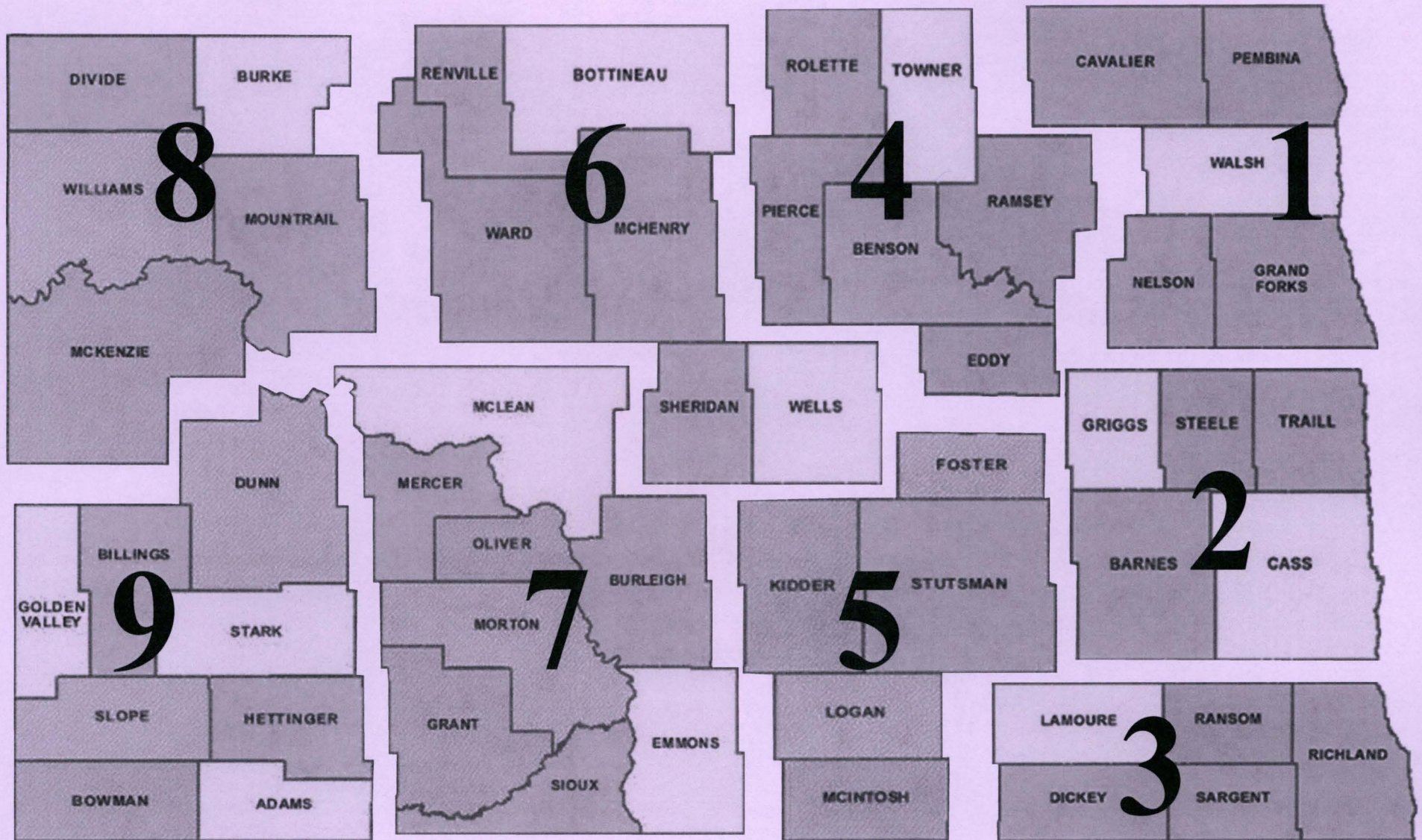


Call to Order & Comments	Gary Knell, President
Welcome	City of Minot Minot Area Chamber of Commerce
Introduction of Board Members	Gary Knell
Confirmation of County Delegates	Renae Korslien, Manager
Minutes of 2015 Annual Meeting	Kandi Mikkelson, Secretary
Honorary Membership	Gary Knell
4-H Report	State 4-H Office
FFA Report	State FFA Office
Fair Manager's Report	Renae Korslien
Fair Dates July 21-29, 2017	Renae Korslien
Foundation	Todd Berning
Election of Directors	Gary Knell
District 3: Craig Zimprich	
District 6: Kandi Mikkelson	
District 9: Lee Ann Karsky	
Open Questions & Discussion	Gary Knell

TABLE OF CONTENTS

MAP - DISTRICTS OF NORTH DAKOTA STATE FAIR	1
FAIR DATES	2
ATTENDANCE RECORDS	2
FAIR OFFICIALS	3
DISTRICTS - DIRECTORS	4
STAFF & SUPERINTENDENTS	5-12
REPRESENTATIVES ON ARENA BOARD	12
CARNIVAL	13
HONORARY MEMBERS	14-16
SPONSORS	17
2015 ANNUAL MEETING MINUTES	18
4-H REPORT	19
FFA REPORT	20
ANNUAL STATEMENT	21-25
DEPARTMENT EXPENSES	26-27
GRANDSTAND SUMMARY	28-29
PREMIUMS	30
THIRTY-ONE YEAR COMPARISON	31
GROWTH	32
ENTRY COMPARISON	33
CAPITAL IMPROVEMENTS	34-43
BOARD MINUTES SUMMARY	44
SEPTEMBER 2016 AUDIT REPORT	

Districts of the North Dakota State Fair Association



ND STATE FAIR DATES & ATTENDANCE

1966	July 16-22	152,769	1992	July 24-Aug 1	244,236
1967	July 15-21	144,596	1993	July 23-31	244,248
1968	Aug. 25-31	143,662	1994	July 22-30	250,150
1969	Aug. 21-27	127,369	1995	July 21-29	260,041
1970	July 23-29	150,223	1996	July 19-27	248,154
1971	July 19-25	157,884	1997	July 18-26	233,004
1972	July 17-23	188,355	1998	July 24-Aug 1	236,140
1973	July 16-22	197,857	1999	July 23-31	210,840
1974	July 15-21	206,327	2000	July 21-29	206,584
1975	July 21-27	227,259	2001	July 20-28	208,601
1976	July 19-25	231,937	2002	July 19-27	211,126
1977	July 18-24	249,536	2003	July 18-26	217,587
1978	July 17-23	258,674	2004	July 23-31	243,024
1979	July 16-22	254,864	2005	July 22-30	244,874
1980	July 18-26	251,345	2006	July 21-29	247,970
1981	July 17-25	261,376	2007	July 20-28	248,501
1982	July 16-24	285,067	2008	July 18-26	239,449
1983	July 15-23	300,790	2009	July 24-Aug 1	296,919
1984	July 20-28	296,597	2010	July 23-31	308,641
1985	July 19-27	279,782	2011	July 22-30	Flood - Cancelled
1986	July 18-26	237,314	2012	July 20-28	310,839
1987	July 17-25	247,569	2013	July 19-27	320,485
1988	July 22-30	248,267	2014	July 18-26	314,446
1989	July 21-29	230,566	2015	July 17-25	305,093
1990	July 20-28	226,949	2016	July 22-30	293,123
1991	July 19-27	240,291			

North Dakota State Fair Executive Committee

FAIR BOARD PRESIDENT

09/65 - 10/70	Morris Harrington*
11/70 - 10/80	Jack Wilkinson*
11/80 - 01/84	Robert Velure*
02/84 - 11/88	Delbert Clark*
12/88 - 11/99	Ed Schmidt
12/99 - 11/04	Jerry Effertz
12/04 - Present	Gary Knell

FAIR BOARD VICE PRESIDENT

09/65 - 10/70	Jack Wilkinson*
11/70 - 01/79	Bob Kemp*
02/79 - 10/80	Bill Plath*
11/80 - 01/84	D. D. Clark*
02/84 - 11/88	Dan Duerre*
12/88 - 11/01	Tim Faller
11/01 - Present	Charles Meikle

FAIR BOARD SECRETARY

09/65 - 10/76	Morris Nelson
11/76 - 10/84	Merwyn Larsen*
11/84 - 11/88	Delores Stromme
12/88 - 11/05	Dick Jensen*
12/05 - Present	Kandi Mikkelson

FAIR BOARD TREASURER

09/65 - 10/74	Ed Goerger
11/74 - 10/82	Steve Tuchscherer*
11/82 - 01/84	Dan Duerre*
02/84 - 11/88	Ed Schmidt
12/88 - 05/92	Delores Stromme
11/92 - 11/01	Charles Meikle
11/01 - 11/04	Gary Knell
12/04 - 10/07	Tim Clark
11/07 - Present	LeeAnn Karsky

STATE FAIR DISTRICTS AND DIRECTORS

District #1

09/65 - 08/78
09/78 - 11/94
12/94 - Present

Robert Kemp, Hamilton*
Wayne Trottier, Northwood
Neil Fleming, Cavalier

District #2

09/65 - 10/74
11/74 - 05/80
06/80 - 10/93
11/93 - 11/08
12/08 - Present

Paul Cripe, Amenia*
Bill Plath, Davenport*
D. D. Clark, Cooperstown*
Tim Clark, Fargo
Kelly Hanson, Hannaford

District #3

09/65 - 10/74
11/74 - 10/83
11/83 - 02/89
03/89 - 12/13
01/14 - Present

Ed Goerger, Barney
Floyd Fode, Jud*
Fran Vculek, Crete*
Dennis Wendel, LaMoure
Craig Zimprich, Wahpeton

District #4

09/65 - 10/66
11/66 - 10/82
11/82 - 05/92
06/92 - Present

Harold Hofstrand, Leeds
Steve Tuchscherer, Rugby*
Delores Stromme, Devils Lake
Connie Hanson, Devils Lake

District #5

09/65 - 07/83
11/83 - Present

Jack Wilkinson, Montpelier*
Charles Meikle, Spiritwood

District #6

09/65 - 10/80
11/80 - 06/89
07/89 - 11/04
12/04 - Present

W. M. Harrington, Minot*
Dan Duerre, Mohall*
Jerry Effertz, Velva
Kandi Mikkelson, Minot

District #7

09/65 - 10/76
11/76 - 11/00
11/00 - Present

Morris Nelson, Washburn
Ed Schmidt, Max
Gary Knell, Hazen

District #8

09/65 - 10/75
11/75 - 10/84
11/84 - 5/07
6/07 - Present

Newman Power, Crosby*
Merwyn Larsen, Flaxton*
Dick Jensen, Williston*
Butch Haugland, Ambrose

District #9

09/65 - 10/77
11/77 - 01/84
02/84 - 11/01
11/01 - 1/02
5/02 - Present

Chris Roen, Bowman*
Robert Velure, Hettinger*
Tim Faller, Hettinger
Darwin Wilkie, Bowman
Lee Ann Karsky, Dickinson

*Deceased

NORTH DAKOTA STATE FAIR STAFF

FAIR MANAGER

11/65 - 07/69	Myles Johnson*
08/69 - 01/71	Merrel Dahle*
02/71 - 12/75	Vern Stevick
01/76 - 01/06	Gerald Iverson
01/06 - 12/09	Robert Wagoner
12/09 - Present	Renae Korslien

ALL SEASONS ARENA MANAGER

1975 - 1976	Robert Bliss
1976 - 01/06	Gerald Iverson
01/06 - 12/09	Robert Wagoner
12/09 - Present	Renae Korslien

ASSISTANT MANAGER

1966 - ?	Arvel Graving (part-time)
10/76 - 01/80	Lew Gates
11/81 - 11/90	Ron Staiger
05/08 - 12/09	Renae Korslien
12/09 - Present	Craig Rudland

OPERATIONS DIRECTOR

1966 - 1984	Gordon Johnson (County Fair Prior 1966)
1984 - 1985	Maurice Goeser
1985 - 2009	Dennis Voeller

CONTRACTS AND EVENT COORDINATOR

2009 - 2010	Dennis Voeller
2010 - 2015	Josh Mosser
2015 - Present	Kyle Schmidt

MAINTENANCE STAFF

10/79 - 03/90	Lester Tandberg*
1984 - 1992	Gordon Johnson
1987 - 1994	Ron Fix
1988 - 1994	Terry Withers
1981 - 2009	Craig Rudland
1990 - 1995	Jimmy Wimberly
1994 - 1995	Tim Healy
1994 - 1999	Dan Schmidt
1995 - 2000	Ken Sisk
1995 - Present	Steve Hoff
1998 - 2009	Trevor Rudland
1993 - 2004	Rick Rostad
2000 - 08/01	Ray Webb
2000 - Present	Dar Brown
2002 - Present	David Lommen
2003 - Present	David Wierenga
2004 - 2012	Todd Evanoff
2004 - Present	Aaron Ottmar
2005 - Present	Ricky Gilmore, George Walker, Bob Holte

2006 – Present	Gene Schoenwald
2007 – Present	Dan Christensen
2008 – 2012	Thomas Behm
2008 – 2011	Courtney Boettcher
2008 – 2013	Jacob Libke
2009 – Present	Craig Marten
2009 – 2012	Tim Schweitzer
2010 – 2012	Alex DesRoches
2010 – 2015	Derek Hancock
2011 – 2013	Richard Byers
2011 – 2012	Benjamin Perdue
2011 – Present	Bruce Clark
2012 – 2015	Jacob Hancock
2012 – 2013	Dean Stanley, Brett Getzlaff, Richard Hurdle
2013 – Present	Tony Swearingen, Gary Butz
2013 – 2014	Zach Mehus, Adam Zietlow,
2014 – Present	Andrew Brust, Troy Bragg
2014 – 2015	Rick Bentley, Billy Olson, Mark Brekke
2015 – 2016	Adam Iverson, Cody Hillyer, Terrence Peterson, Sam Savelkoul, Nathan Williams, John Young
2016 – Present	John Young, Max Harrah, Adam Rosseau, Braden St Claire, Joel Rhoads

OFFICE PERSONNEL

1969 - 1971	Connie Larson
1972 - 1973	Becky Vogel
1974	Charlane Hargrave
1975 - 1976	Sally Brendle
1977	Sally Brendle, Jane Bartholomay
1978 - 1979	Jane Bartholomay
1980	Jane Bartholomay, Laurie Fischer
1981	Jane B., Laurie Fischer, Kandi Reinisch
1982 – 1988	Laurie Fischer, Kandi Reinisch, Renae Korslien
1989	Kandi Reinisch, Renae Korslien, Jane Bartholomay, Wendy Fix
1990	Kandi Reinisch, Renae Korslien, Jane Bartholomay
1991	Kandi Reinisch, Renae Korslien, Jane Bartholomay, Kristi Bertsch, Mechell Inman, Connie Johnson
1992	Kandi Reinisch, Renae Korslien, Kristi Bertsch, Jane Bartholomay, Connie Johnson
1993	Kandi Reinisch, Renae Korslien, Kristi Bertsch, Jane Bartholomay, Connie Johnson, Barb Quimby
1994	Kandi Reinisch, Renae Korslien, Jane Bartholomay, Connie Johnson, Sherri Koslofsky, Teresa Hynson
1995	Renae Korslien, Jane Bartholomay, Teresa Hynson, Deanna Ness
1996	Renae Korslien, Teresa Hynson, Deanna Ness, Vickie Cofer, Leslie Herslip
1997	Renae Korslien, Teresa Hynson, Deanna Ness, Shawna Jaeger, Leslie Herslip
1998	Renae Korslien, Teresa Hynson, Mandy Biberdorf, Shawna Jaeger, Leslie Herslip, Leah Moberg, Deanna Ness

1999	Renae Korslien, Teresa Hynson, Mandy Biberdorf, Shawna Jaeger, Leslie Herslip, Cheyanne Erickson
2000	Renae Korslien, Mandy Nelson, Jenny Adriance-Exner, Tanya Senechal, Alisha Kinzley
2001	Renae Korslien, Mandy Nelson, Stephanie Schoenrock, Stacie Stein, Shelly Parish, Dana Gilstad, Kelly McDermott
2002	Renae Korslien, Mandy Nelson, Stephanie Schoenrock, Stacie Stein, Shelly Parish, Jennifer Guidinger, Stacy Wolla, Kelly McDermott
2003-2004	Renae Korslien, Shelly Parish, Stephanie Schoenrock, Jennifer Guidinger, Kim Reiswig, Denise Johnson
2005	Renae Korslien, Shelly Parish, Jessica Bullinger, Amanda Hilliard, Kim Rieswig, Denise Johnson
2006	Renae Korslien, Shelly Parish, Jessica Bullinger, Janelle Wald, Stacey Folstad-Magandy
2007	Renae Korslien, Shelly Parish, Jessica Bullinger, Cheryl Jorgenson, Stacey Folstad-Magandy, Tracy Pelzer
2008-2009	Renae Korslien, Tracy Pelzer, Kristie Moldenhauer, Shannon Pearson, Stacey Folstad-Magandy
2010	Tracy Pelzer, Kristie Moldenhauer, Shannon Pearson, Ashley Marburger, Kelsey Reinisch, Stacey Folstad-Magandy
2011	Tracy Pelzer, Shannon Pearson, Nikki Medalen, Kelsey Reinisch, Jennifer Ashley, Dani Solsvig
2012	Tracy Pelzer, Jennifer Ashley, Nikki Medalen, Kelsey Reinisch, Erin Beck, Jurene Wallery
2013	Tracy Pelzer, Jennifer Hubrig, Shelly Parish, April Maercklein, Erin Beck, Jodi Rolle
2014	Tracy Pelzer, Jennifer Hubrig, Shelly Parish, Erin Beck, Jodi Rolle, Marissa Gillmore, Kari Olson
2015	Tracy Pelzer, Shelly Parish, Patty Steele, Ashley Skeels, Carrie Boe, Katelyn Nelson
2016	Tracy Pelzer, Shelly Parish, Beth Feldner, Ashley Skeels, Katelyn Nelson, Denise Harrah

STATE FAIR DEPARTMENTS

BEEF

1966 - 1971	Darrell Sundsbak
1972 - 1975	Lynn Frey
1976 - 1979	Bill Goheen
1980	Steve Musch, Bill Goheen
1981	Bill Goheen, Larry Widdel, Milt Korslien
1982 - 1983	Larry Widdel, Milt Korslien, Bryan Sundsbak
1984	Larry Widdel, Milt Korslien
1985 - 1993	Milt Korslien, Mike Sundsbak
1994 - 2005	Mike Sundsbak, Mary Peterson
2006 - Present	Mike Sundsbak, Josh Sundsbak

DAIRY

1966 - 1969	Bruce Martin
1970	Bill Frost
1971	Carl Sand
1972 - 1973	Gaylen Sailer

1974 - 1975	Tom B. Frost
1976	Dale Carpentier
1977	Neil Westergaard
1978	Jeff Hagel
1979 - 1982	Jeff Hagel, Debbie Hansen
1983 - 1994	Debbie Hansen & Jack Hansen
1995 - 1997	Kevin Misek, LaRee Misek
1998 - 2000	Roger Scheibe
2001 - 2002	Bill Davis
2003 - 2005	Heidi Jo Brandt
2006	Chris Kubal, Rachel Karsky
2007	Rachel Karsky
2008 - 2012	Don Ost
2013 - 2015	Cole Rupprecht
2016	Don Ost, Pam Tonnessen

SWINE & SHEEP

1966 - 1969	Phil Hanson
1970 - 1971	Gladys Trottier
1972	Tom Hanson
1973 - 1975	Mark Schmidt, Garvin Osteros
1976	Jim Mostad
1977 - 1982	Charles Weiser, Mark Schmidt
1983	Mark Schmidt, Garvin Osteros, Charles Weiser
1984 - 1986	Mark Schmidt, Garvin Osteros
1987	Sonja Duerre, Taunia Martin
1988 - 1989	Sonja Duerre, Leann Erickson
1990	Leann Erickson
1991 - 1992	Leann Erickson-Schafer
1993	Ruth Scheresky
1994	Leann Schafer, Ruth Scheresky
1995 - 1998	Brenda Novodvorsky
1999	Brenda Novodvorsky, Brian Zimprich
2000 - 2002	Brian Zimprich, Jessie Larson
2003 - 2004	Brian Zimprich, Stephanie Johnson
2005 - Present	Brian Zimprich, Kris Nitschke

GOATS

1982 - 1985	Mr. & Mrs. David Beuchler
1986	Ramona Keller, Charlene Martwick
1987	No Show
1988 - 1990	Ramona Keller, Charlene Martwick
2004 - 2008	Rodney Dannehl
2009	Luke Black
2010 - 2015	Jason Mongeon
2016	Jason Mongeon, Sherry Norman

LLAMAS

1991 - 1993	Darlene Hochsprung*
1994 - 1996	Greg Jacobs
1997 - 1998	Penny Sigloh
1999 - 2000	Dave Sigloh

2001 – 2003 Karla Erickson
2004 – 2008 Sandy Dick

POULTRY & RABBITS

1983 - 1984 Ken Eraas, Sonja Duerre
1985 - 1986 Sonja Duerre
1987 Don Vitko
1988 - 1989 Don Vitko, Gordon Jensen
1990 - 1997 Don Vitko, Charlotte Pollestad
1998 Don Vitko, Carroll Lindstrom
1999 Vicki Olson, Ken & Susan Loe, Charlotte Pollestad, Sandy Wilson
2000 - 2001 Vicki Olson and Ken & Susan Loe
2002 Vicki Olson, Deb Prock and Ken & Susan Loe
2003 – 2004 Deb Prock, Ken & Susan Loe
2005 – 2006 Deb Prock, Susan Tanser, Ken Loe
2006 Griffin Gessner, Susan Tanser, Ken Loe
2007 Griffin Gessner, Tracy Loe, Ken Loe
2008 – 2012 Don Ost, Nicolle Maruskie, Christina Swartout
2013 – Present Don Ost, Christina Swartout

AG PRODUCTS

1966 - 1968 Clifford Bakken, Milt Korslien
1969 - 1970 Milt Korslien
1971 Alan Korslien, Milt Korslien
1972 Leonard Enander, Blaine Kotasek
1973 Blaine Kotasek
1974 - 1975 Brad Cogdill
1976 - 1979 George Senechal
1980 Laurie Smestad
1981 - 1999 Ernie Medalen
2000 - Present Tracey Hartwig

EDUCATION

1967 – 1991 Zona Vick
1992 – 1999 Linda Christensen
2000 – 2001 Linda Christensen, Diane Anderson
2002 – 2003 Diane Anderson, Rob Anderson
2004 – 2006 Diane Anderson, Kim Mau
2007 – 2013 Kim Hegre
2014 Kim Hegre, Val Cunningham
2015 Val Cunningham

DOMESTIC ARTS

1966 Betty Kunz
1967 - 1969 Betty Kunz
1970 Betty Kunz
1971 Naomi Coyne, Janice Thom
1972 Marion Siverling, Janice Thom
1973 - 1976 Lorraine Vogel, Janice Thom
1977 - 1990 Janice Thom
1991 - 1993 Janice Thom-Anderson
1994 - 1996 Janet Sabol, Marian Askim

1997 - 1998	Janet Sabol
1999 - 2000	Janet Sabol, Fern Laudenschlager, Carmen Redding
2001	Fern Laudenschlager, Carmen Redding
2002 - 2013	Fern Laudenschlager
2014 - Present	Fern Laudenschlager, Sharon Schwarz

PLANTS & FLOWERS

1994 - 1997	Carol Berg
1998 - 2000	Carol Berg, Scott Bethke
2001 - 2008	Carol Berg
2009 - Present	Wanda Bachmeier, Karla Thompson

HORSES

1966 - 1972	Fred Ehr*
1973	Larry Fredrich, Jean Fredrich
1974	Larry Fredrich, Ron Burns*
1975 - 1977	Don Anderson, Ron Burns*, Jean Fredrich
1978 - 1992	Ron Burns*, Jean Fredrich
1993 - 1999	Judy Erickson, Jean Fredrich, Ron Burns*
2000 - 2006	Jean Fredrich, Debbie Raszler, Ron Burns*
2007	Jean Fredrich, Debbie Raszler
2008	Jean Fredrich, Kylie Behm
2009	Jean Fredrich, Matt Amsden
2010	Jean Fredrich
2011 - 2013	Carla Evenson
2014	Scott Flach, Carla Evenson
2015 - Present	Scott Flach

4-H BUILDING

1966 - 1969	Ward County Extension Service
1970 - 1971	Arlene Klosterman
1972 - 1978	Mary Ruelle
1979	Mary Ruelle, Marie Felan
1980 - 1982	Marie Felan, Ladonna Elhardt
1983 - 1988	Marie Felan, Blanche Schaan
1989	Marie Felan, Marcy Hansen
1990 - 2005	Marcy Hansen
2006 - Present	Shelly Marum

4-H BARN

1966	Francis Hennessy
1967 - 1970	
1971 - 1972	Raymond Kopp
1973 - 1978	Darrell Sundsbak
1979	Quentin Stevick
1980 - 1981	Odd Osteros
1982 - 1983	Del Rae Martin, Odd Osteros
1984	Taunia Martin, Odd Osteros, Jodi Hennessy
1985	Taunia Martin, Jodi Hennessy
1986 - 1987	Jim Hennessy
1988 - 1990	Kevin Hansen
1991 - 1992	Randy Gaebe
1993 - 1994	Josh Dohrmann

1995 Justin Larson
1996 - 1999 Brian Zimprich

PHOTOGRAPHY

1966 - 1974 Minot Camera Club
1975 - 1978 Ruth Hoffman
1979 Figure Skating Club
1980 - 1983 Eileen McEown*
1984 - 1994 Eileen McEown*, Doug Kary
1995 - 1997 Eileen McEown*, Kandi Mikkelson
1998 Kandi Mikkelson, Diane Halvorson
1999 - 2005 Minot Art Association
2006 - Present Taube Museum of Art

ARTS & CRAFTS

1966 - 1975 City Art League
1976 - 1977 George Godfrey
1978 - 1982 Pearl Briggs
1983 Margaret Braaten & Francis Domer
1984 Ila Lovdahl, Roxanne Johnson
1985 - 1987 Ila Lovdahl, Bonny Duhamel
1988 Ila Lovdahl, Bonny Kemper
1989 - 1990 Ila Lovdahl, Dawn Brenno*
1991 - 1998 Dawn Brenno*, CeCe Reynolds
1999 - 2005 Minot Art Association
2006 - Present Taube Museum of Art

PUBLICITY

1966 - 1970
1971 - 1972 John Elliott
1973 - 1974 Shirley Frey
1975 - 1983 Cleo Cantlon
1984 - 1988 Cleo Cantlon, Debbie Richter
1989 Cleo Cantlon, Nancy Omdahl
1990 - 1993 Cleo Cantlon, Molla Romine
1994 - 1998 Cleo Cantlon
1999 Cleo Cantlon, Kandi Mikkelson
2000 - 2015 Cleo Cantlon*
2016 Patty Steele

TREASURER'S OFFICE

1966 - 1990 Morris Lawrence*
1968 - 1988 Doug Hultberg
1974 - 1988 Renae Korslien
1985 - 1997 Margie Newman
1998 - 1999 Melanie Emmel, Susan Schmutzler
2000 - Present Melanie Emmel, Margie Newman

GRANDSTAND TICKETS

1967 - 1970 Mrs Gordon (Esma) Finke
1971 James Schultz
1972 Leonard Enander

1973 - 1975	Luelle Nermyr
1976 - 1983	Sandy Vigestad
1984	Magic City Figure Skating Club
1985	Pam Hopkins
1986 - 1990	Pam Hopkins, Gloria Maragos
1991 - 1995	Robin Voeller
1996 - 2000	Ray Preston
2001	Susie Schmutzler, Robin Voeller
2002 - 2007	Robin Voeller, Donna Beeter
2008 - Present	Kathy Haskins, Joan Hodgson

SHERIFF'S DEPARTMENT

1966 - 1978	Olaf Haaland, Ed Heilman
1979 - 1982	Leon Schwan, Art Anderson
1983 - 1993	Art Anderson
1994 - 2010	Vern Erck
2011 - 2015	Steve Kukowski
2016	Bob Barnhard

BEER GARDENS

1971 - 1972	Richard Larson
1973 - 1975	Bob Turneau
1976 - 1985	Guy Feland
1986 - 1987	Carroll Burtness
1988 - Present	M & S Concession

FAIR'S REPRESENTATION ON ALL SEASONS ARENA BOARD

1975 - 1976	Morris Nelson
1975 - 1980	Morris Harrington*
1976 - 1982	Steve Tuchscherer*
1982 - 1989	Dan Duerre*
1975 - 1992	Jim Peterson*
1980 - 2000	Ed Schmidt
1989 - 1992	Jerry Effertz
1993 - 1994	Dick Jensen*
1993 - 1997	Ken Kitzman
1994 - 2004	Jerry Effertz
1997 - 1998	Jim Staflien
1999 - 2000	Jim Lee
2001 - Present	Charles Meikle
2001 - 2012	Gregg Schaefer
2004 - Present	Gary Knell
2013 - Present	Jim Lee

FAIR FOUNDATION DIRECTORS

1991 - 1992	Delores Stromme
1991 - 1993	Ed Schmidt
1991 - 1993	Dick Jensen*
1991 - 1993	Jerry Effertz
1991 - 1993	Delbert Clark*
1991 - 1993	Chuck Meikle
1991 - 1993	Wayne Trottier
1991 - 1993	Tim Faller
1991 - 2001	Dennis Wendel
1992 - 2001	Connie Hanson
1993 - 1996	Hjalmer Carlson
1993 - 1997	Ken Kitzman
1993 - 2001	Craig Galbreath
1996 - 2000	Ralph Christensen*
1996 - 2001	Bob Horne
1996 - 1997	Wayne Trottier
2001 - 2001	Kandi Mikkelson
2001 - 2001	Milt Korslien
2001 - 2001	Ed Schmidt
2001 - 2001	Gordon Johnson
2010 - Present	Todd Berning, President Jerry Iverson, Vice President Kandi Mikkelson, Treasurer Joanne Beckman, Secretary Connie Hanson, Jane Bartholomay, Carol Jensen

FAIR FOUNDATION ADMINISTRATOR

1996	Wanda Neuhalfen
1997 - 1998	Blake Krabseth
1999 - 2000	Astrid Braun
2001	Greg Malmedal
2016	Leslie Stevens

CARNIVAL

Nov 1965	Collins Show for 1966-1967
Nov 1967- present	Murphy Brothers Exposition

HONORARY MEMBERS OF STATE FAIR ASSOCIATION

November 16, 1967

State Department of Cooperative Extension Service
State Department of Vocational Agriculture
N.D.S.U. Animal Science Department
ND Hereford Association
ND Angus Association
ND Shorthorn Association
ND Charolais Association
ND Swine Breeders Association
ND Sheep Breeders Association
ND County Agents Association
ND Vocational Ag Instructors Association
ND Association of Soil Conservation Districts
Greater North Dakota Association
ND Crop Improvement Association
ND Dairy Industries
ND Farm Bureau
ND Feed Manufacturers Association
ND Stockmens Association
ND Press Association
ND Broadcasters Association
ND Implement Dealers Association
ND Farmers Union Association
ND Quarter Horse Association
ND Arabian Association
ND Appaloosa Association
National Farmers Organization
Legislative Research Committee
ND Polled Hereford Association
ND Holstein Association
ND Milking Shorthorn Association
ND Championship Horse Show Association
ND Association of Extension Home Economists
ND Beekeepers Association
ND Durum Wheat Growers Association
ND Wheat Growers Association
ND Bankers Association
ND Thoroughbred Association
ND Palomino Association
State Historical Society
ND Association of Fairs

HONORARY MEMBERS OF STATE FAIR ASSOCIATION (cont)

November 1977

Vern Stevick, Des Lacs
Merrel Dahle, Minot
Morris Nelson, Washburn
Paul Cripe, Amenia *
Ed Goerger, Barney*
Newman Power, Crosby*

November 1978

Chris Roen, Bowman *

November 1981

Ralph Christensen, Minot *
Morris Harrington, Minot *
Jim Peterson, Minot *

November 1982

Darrell Sundsbak, Minot
Don Erickson, Makoti *

November 1983

Hugh McCutcheon, Minot *
Steve Tuchscherer, Rugby *
Morris Lawrence, Minot*

November 1984

Jack Wilkinson, Montpelier*
Floyd Fode, Jud *
Robert Velure, Bismarck *

November 1985

Merwyn Larsen, Flaxton*
Tom Martindale, Fargo*

November 1986

Al Fragodt, Fargo *
George Christensen, Minot *

November 1987

Brynhild Haugland, Minot*

November 1988

Chester Reiten, Minot*

November 1989

Fran Vculek, Oakes*
Dan Duerre, Mohall*

November 1990

Milt Korslien, Minot
Forrest Schmidt, New Salem *

November 1991

Zona Vick, Minot
Ron Burns, Surrey*

November 1992

Gordon Johnson, Minot
Delores Stromme, Colorado

November 1993

Richard Debertain, Berthold

November 1994

Kandi Mikkelson, Minot
Delbert Clark, Cooperstown*

November 1995

Wayne Trottier, Northwood

November 1996

Joel Janke, Bismarck

November 1997

Cleo Cantlon, Minot *

November 1998

City of Minot

November 1999

Mike Sundsbak, Des Lacs
Jean Fredrich, Des Lacs

November 2000

Ward County

November 2001

Ed Schmidt, Max

November 2002

Norsk Hostfest
Tim Faller, Hettinger
Duane Straight, Minnesota*

HONORARY MEMBERS OF STATE FAIR ASSOCIATION (cont)

November 2003

Sharon Anderson, Fargo

November 2016

Senator Bill Bowman, Bowman

November 2004

KMOT TV

KXMC TV

Minot Daily News

Clear Channel Communications

Fox/ABC Television

*Deceased

November 2005

Marcy Hansen, Ryder

Jerry Effertz, Velva

November 2006

Jerry Iverson, Binford

November 2007

Richard "Dick" Jensen, Williston*

November 2008

Fern Laudenschlager, Minot

November 2009

Tim Clark, Turtle Lake

Karen Kresbach, Minot

November 2010

Dennis Voeller, Minot

November 2011

Gaylen Schmidt, Minot

Trevor Rudland, Maxbass

November 2012

Linda Nelson, Minot

Steve Gehrtz, Fargo

November 2013

Ted Johnson, Kindred

November 2014

Dennis Wendel, LaMoure

November 2015

Steve Zimmerman, Bismarck

2016 Sponsors

All American City Glass	Hampton Inn	Northern Pulse Growers Association
American Bank Center	Hubbard Feeds	
Bank of North Dakota	Hyatt House Minot	Northern Tier Federal Credit Union
Bayer Crop Science	IRET	
Best Western- Kelly Inn	Keller Paving & Landscaping	NorthStar Steel
Bremer Bank	Kenmare News	Praxair
Bobcat	Lowe's Garden Center	Rock the Leaves Entertainment
Boot Barn	Lamoure Feed & Seed	Schocks Safe & Lock
C&C Plumbing and Heating	M J McGuire Company	Security Fence
Cash Wise Foods	Midwest Dairy Association	Sign D'Zyn
Central Power Electric	Minot Electric, Inc.	Smooth Gator
CHS SunPrairie	Minot Y's Men	SRT
Comfort Inn	Montana-Dakota Utilities	Straight's Concessions
Community Ambulance	MSI	Strata Corporation
Dairyland Seed	Murphy Brothers Exposition	The Vegas Motel
Dakota College of Bottineau	ND One Call	Town and Country Credit Union
Davidson Construction	ND Pork Producers' Council	Tractor Supply Company
Dean Foods	ND Soybean Council	Tri-N Propane
Dish Network	ND Wheat Commission	Trinity Health
Dow AgroSciences	Neset Consulting	United Community Bank
Eide Bailly LLP	North American Coal Falkirk Mine	United Quality Cooperative
Etix		University of North Dakota Athletics
Farm Credit Services	North Country Mercantile	
First International Bank	Northern Brake Service	Verendrye Electric
First Western Bank & Trust	Northern Plains Hospitality	Vita Ferm of ND
Gerdau Ameristeel	Northern Plains Potato Growers Association	Waste Management
Grand Hotel		Western Agency Inc.
Green Thumb Greenhouse		Wilbur- Ellis
		XCEL Energy

North Dakota State Fair Annual Meeting
November 9, 2015 – 1pm
FFA Hall – ND State Fair Center, Minot

The meeting was called to order by President Gary Knell. Knell introduced the other board members in attendance: Chuck Meikle, V. President of Spiritwood; Kandi Mikkelson, Secretary of Minot; LeeAnn Karsky, Treasurer of Dickinson; Butch Haugland of Ambrose, Craig Zimprich of Wahpeton; Connie Hanson of Devils Lake, Kelly Hanson of Hannaford; and Neil Fleming of Cavalier.

Mayor Chuck Barney welcomed everyone to Minot and said the City of Minot appreciates the State Fair and all the other events held on the Fairgrounds.

Duane Poynter, Chairman of the Minot Chamber of Commerce thanked the board and staff of the State Fair and said the Chamber and Fair both strive to promote agriculture. Lee Staab, City Manager was also introduced.

Manager Renae Korslien reported that 74 delegates and 50 guests were in attendance.

Neil Fleming made a motion that the minutes from the 2014 annual meeting be approved as printed in the report. LeeAnn Karsky seconded this motion which passed unanimously.

Steve Zimmerman of Bismarck was named honorary member. Steve was involved with the FFA program for 38 years before retiring.

Dean Aakre of the State 4-H program gave their annual report and said it's a great privilege to be able to showcase 4-H at the ND State Fair.

Aaron Anderson of the State FFA program said it's a pleasure to be a part of the ND State Fair and said their new landscaping display was well received.

Renae Korslien introduced all staff members present and thanked them and the board for allowing her to put together the Showplace of Champions – the ND State Fair. She showed a video of highlights of the 2015 Fair and went through the annual report that was handed out to each delegate and guest.

Carmen Rath-Wald, Logan County made a motion that the ND State Fair be held July 22-30 in 2016. LeeAnn Karsky of Stark County seconded this motion which passed unanimously.

Renae Korslien explained the projects the State Fair Foundation have in place: History Book, Cookbook, and Wall Tile.

Directors Neil Fleming - #1; Connie Hanson - #4; and Gary Knell - #7 were re-elected to represent their respective districts.



4-H Division – North Dakota State Fair – July 22-30, 2016

Static Exhibits 7728

Project expo 71

Clothing revue 54


Communication Arts (includes film making) 80

Livestock	Number of animals	Number of Exhibits
Beef	98	157
Dairy	41	56
Goats	173	241
Sheep	178	250
Swine	122	170
Horse	155	802
Poultry	103	118
Rabbits	184	230

Total Number of Exhibits 9957

Consumer choices judging contest 67

Total 4-H Participation 10024



FFA Report

2016 NORTH DAKOTA STATE FAIR



27 YEAR HISTORY OF FFA PARTICIPATION

	1989	1990	1991	1992	1993	1994	1995	1996	1997	1998	1999	2000	2001	2002	2003	2004	2005	2006	2007	2008	2009	2010	2012	2013	2014	2015	2016
CHAPTERS	69	66	63	62	65	59	60	59	62	62	63	66	66	62	67	61	64	63	63	64	70	68	64	67	66	67	66
EXHIBITS	9,762	10,393	10,588	9,598	9,632	9,636	10,220	9,362	10,329	11,979	12,718	14,238	14,282	15,586	15,594	17,877	20,168	21,216	21,405	18,271	18,989	22,228	26,438	22,512	23,679	27,012	22,179
Beef	64	64	49	71	69	45	67	50	60	50	60	73	83	55	52	57	56	75	71	78	66	64	52	44	41	45	50
Dairy	22	15	23	16	34	47	43	32	29	61	59	69	48	26	33	36	16	17	18	17	23	21	26	24	14	16	13
Sheep	97	164	148	190	184	151	164	160	182	176	173	229	109	90	88	68	59	90	76	99	98	94	73	76	74	109	96
Swine	52	29	0	18	36	43	29	55	30	48	84	71	95	95	100	155	100	98	73	76	75	90	65	73	53	58	56
Poultry & Rabbits	23	52	84	89	175	223	198	315	189																		
Poultry										167	80	92	75	166	96	67	43	95	99	94	92	106	27	43	44		53
Rabbits										106	75	81	125	106	65	52	94	69	71	53	46	18	26	38	17	31	38
Horses																31	28	22	24	28	14	30	14	1	1	32	15
Goats																0	0	0	0	0	40	35	22	38	60	56	48
Showmanship												116	108	108	115	97	101	93	86	105	114	110	98	95	89	106	111
Crops	2068	1625	1160	1201	967	981	813	748	1016	1201	1089	1265	1141	1345	1010	997	908	963	1068	697	621	599	397	229	174	196	192
Educational	401	450	252	210	273	435	546	530	559	857	783	926	1284	1107	1116	1550	1737	1893	1779	1925	1,771	1,912	2,878	1,884	2,091	2,339	2,646
Horticulture	2992	2818	2408	2342	2557	2583	3052	2711	3322	3850	4547	5109	5031	5694	6973	7948	10316	10901	11268	8842	10,058	13,024	16,422	14,768	16,183	19,048	13,402
Floriculture																											510
Mechanics	3959	4099	4212	3629	4047	3744	4058	3872	4067	4095	4295	4656	4828	5185	4706	5403	5083	5498	5227	5183	4,512	4,331	5,312	4,494	4,157	4,020	3,834
Produce	84	107	2210	1799	1243	1352	1211	851	834	1323	1421	1506	1317	1063	1194	1366	1546	1355	1502	1062	1,402	1,742	988	670	642	883	1,063
Tractor Driving	52	51	42	33	46	32	35	40	43	46	51	45	38	48	45	50	53	48	43	50	45	52	38	36	34	34	37
Metal Art																					12	29					

FAIR ANNUAL STATEMENT 2016

	2016	2015
OPENING CASH	\$4,009,899.31	\$5,075,105.86
RECEIPTS		
STORAGE	\$135,469.25	\$130,080.00
GROUND, BUILDING, EQ RENTAL	\$845,296.18	\$811,436.54
NODAK	\$33,022.28	\$28,065.58
INDOOR	\$165,295.99	\$170,405.22
OUTDOOR	\$250,295.36	\$259,716.80
INDEPENDENT	\$167,854.31	\$173,622.91
CARNIVAL	\$331,188.22	\$355,268.40
GRANDSTAND	\$2,407,230.74	\$2,923,148.15
OUTSIDE GATES	\$1,264,418.23	\$1,183,830.48
CAMPING	\$160,800.00	\$168,375.00
ENTRIES & STALL FEES	\$45,208.10	\$42,879.50
SPONSORSHIPS	\$302,688.26	\$365,815.20
MISCELLANEOUS	\$17,084.41	\$94,993.98
BEER GARDENS	\$503,754.01	\$628,500.66
STATE PREMIUM APPROPRIATIONS	\$247,665.00	\$285,000.00
STATE ASPHALT APPROPRIATIONS	\$433,460.78	\$462,815.11
INTEREST ON INVESTMENTS	\$4,643.33	\$2,778.24
WARD COUNTY MILL LEVY	\$522,517.23	\$511,530.85
TOTAL FAIR REVENUE	\$7,837,891.68	\$8,598,262.62
REVENUE PLUS OPENING CASH	\$11,847,790.99	
TOTAL FAIR EXPENSE 2015	(\$6,988,322.39)	
CASH BALANCE SEPTEMBER 30, 2016	\$4,859,468.60	
CERTIFICATE OF DEPOSIT	\$1,000,000.00	
RECEIVABLES	\$51,608.94	
PAYABLES	\$2,120,000.00	
USEABLE BALANCE SEPTEMBER 30, 2016	\$1,791,077.54	

CONTINUED

ACCOUNTS RECEIVABLE

Equipment & Building Rentals	\$6,388.27
Concessions	<u>\$45,220.67</u>
	\$51,608.94

ACCOUNTS PAYABLE

Committed Contracts as of September 30, 2016	
Grandstand Contracts	<u>\$2,120,000.00</u>
	\$2,120,000.00

EXPLANATION OF RECEIPTS

MISCELLANEOUS

ATM Fees	\$1,760.85
Belt Buckles	\$1,030.00
Canadian Exchange	(\$285.00)
Check Charges	(\$547.09)
Copies & Faxes	\$140.25
Fair T-Shirts	\$1,657.00
Table Covers	\$15.00
Hay, Straw, Chips	\$10,081.00
Scrap Metal	<u>\$3,232.40</u>
	\$17,084.41

FAIR ANNUAL STATEMENT 2016

EXPENSES	2016	2015
SALARIES	\$1,541,490.97	\$1,545,877.69
BOARD MEETINGS/TRAINING	\$48,198.13	\$53,091.92
STAFF TRAINING	\$38,718.72	\$33,201.24
UTILITIES	\$465,859.55	\$470,026.30
TELEPHONE	\$19,544.71	\$16,315.19
RENT OF EQUIPMENT	\$16,493.41	\$17,666.61
POSTAGE & FREIGHT	\$7,408.82	\$8,413.87
REPAIR EQUIPMENT	\$14,561.67	\$13,819.01
BUILDINGS & GROUNDS MAINTENANCE	\$148,849.48	\$194,003.44
PROFESSIONAL FEES	\$345,251.03	\$373,675.68
INSURANCE, DUES, MEMBERSHIPS, T & L	\$68,464.73	\$68,984.10
OFFICE SUPPLIES	\$8,836.88	\$7,971.39
ADVERTISING	\$362,478.32	\$339,170.63
PROMOTIONS	\$84,951.14	\$81,303.43
MISCELLANEOUS EXPENSES	\$0.00	\$0.00
GAS & OIL	\$21,951.44	\$29,138.41
NEW EQUIPMENT	\$105,086.72	\$74,430.96
CAPITAL IMPROVEMENTS	\$583,277.20	\$2,979,439.25
GRANDSTAND	\$2,467,076.40	\$2,756,847.05
OTHER ENTERTAINMENT	\$162,573.55	\$155,286.41
CONCESSIONAIRES	\$12,383.56	\$13,715.23
4-H	\$100,545.04	\$102,036.84
FFA	\$114,632.18	\$145,951.28
BEEF	\$25,497.96	\$34,314.84
DAIRY	\$13,806.29	\$14,775.01
HORSES	\$67,902.30	\$70,839.66
SHEEP & WOOL	\$25,062.47	\$25,193.89
SWINE	\$17,730.94	\$16,620.36
GOATS/LLAMAS	\$12,376.36	\$10,094.56
RABBITS	\$8,728.11	\$9,350.83
POULTRY	\$3,938.47	\$17.90
ARTS & CRAFTS	\$5,202.23	\$6,016.19
DOMESTIC ARTS	\$13,303.95	\$12,142.04
EDUCATION	\$6,949.52	\$7,734.90
PHOTOGRAPHY	\$2,089.07	\$1,651.62
WRITING	\$1,107.76	\$1,573.35
AG PRODUCTS	\$898.17	\$839.66
GATES	\$45,095.14	\$43,532.11
TOTAL FAIR EXPENSES	<u>\$6,988,322.39</u>	<u>\$9,735,062.85</u>

Fair Annual Statement Explanation of Expenses

PROFESSIONALS

Armored Car Service	\$1,683.45
Attorney Fees	\$39,287.98
Audit	\$11,790.00
Background Checks	\$68.40
Chair Setup/Turnover Hostfest	\$625.00
Classified Ads	\$1,847.74
Cleaning-Fair	\$52,900.00
Cleaning-Food Court	\$6,800.00
Cleaning-Hostfest/Rodeo	\$10,887.50
Cleaning-Races	\$20,900.00
Combination Lock Changes	\$75.00
Community Ambulance	\$725.00
Computer Back-up	\$1,929.14
Fair Paper Pickers	\$6,200.00
Fair Porta Pot Rental	\$12,254.00
Fair Veterinary	\$6,945.00
Fire Alarm/Inspection	\$1,989.54
Fly Spraying-Barns	\$3,700.00
Health Inspector	\$90.00
Help Wanted Ads	\$132.00
Mosquito Control	\$721.03
Notary Fees	\$75.00
Security	\$161,465.25
Shuttle Drivers	\$1,500.00
Street Sweeper	\$440.00
Weed Control	\$220.00
TOTAL	<u>\$345,251.03</u>

UTILITIES

Electricity	\$311,154.33
Garbage Hauling	\$101,752.62
Natural gas	\$41,100.70
Sewer & Water	\$11,851.90
TOTAL	<u>\$465,859.55</u>

NEW EQUIPMENT

Animal Scale	\$3,896.00
Bobcat	\$3,500.00
Combination Locks	\$545.00
Computers	\$4,684.26
Cooler/Refrigerator	\$3,324.00
Cordless Microphone	\$500.00
Electric Distribution Panel	\$8,938.42
FEMA Trailer	\$11,250.00
Mowers/Trimmers	\$556.91
Panels	\$8,202.74
Pins-Hog/Sheep Panels	\$414.71
Scissor Lift	\$20,995.00
Security Cameras	\$5,623.90
Table Covers	\$6,105.47
Tires/Castors	\$1,062.90
Tools	\$1,245.34
Tractor	\$24,242.07
TOTAL	<u>\$105,086.72</u>

CAPITAL IMPROVEMENTS

Asphalt Appropriation	\$433,460.78
Carpet	\$1,794.30
Fence	\$4,630.00
Grandstand Stage Roof	\$3,217.02
Commercial II HVAC	\$32,480.00
Digital Message Board	\$77,222.93
Relocate NoDak Building	\$26,372.17
Sprinkler System	\$4,100.00
TOTAL	<u>\$583,277.20</u>

INSURANCE, DUES, TAX & LICENSE

Dues & Memberships	\$4,053.00
Insurance	\$64,361.73
Tax & License	\$50.00
TOTAL	\$68,464.73

ENTERTAINMENT STAGES

Ag Experience	\$3,064.73
Amateur Talent	\$1,307.04
Arm Wrestling	\$700.00
Clowns	\$3,340.75
Diaper Derby	\$98.22
Crop Plot	\$500.00
Dakota Talent	\$300.71
Flickertail Gardens	\$2,000.00
Food Eating Contest	\$141.28
Freddie Flickertail	\$900.00
Hippity Hop Race	\$65.86
Horse Pull	\$4,479.06
Kids Clubhouse	\$2,081.83
Pedal Pull	\$742.86
Pony Pull	\$2,976.81
Relay Race	\$120.65
Run the Route	\$107.45
Senior Festival	(\$1,711.59)
Showdeo	\$2,313.97
STEAM	\$48.00
Souvenir Decorating Contest	\$111.96
Stage 1-Kids Kingdom	\$14,863.63
Stage 2-Juke Box Junkie	\$35,360.43
Stage 3-Extreme Canines	\$15,356.00
Stage 4-Racing Pigs	\$3,620.00
Stage 5-Wild Kingdom	\$19,292.00
Stage 6-Fur Traders	\$18,000.00
Stage 7-Sports Extreme	\$22,542.00
Strolling	\$9,849.90
TOTAL	\$162,573.55

GRANDSTAND

Catering	\$15,669.15
Entertainers	\$2,229,074.20
Equipment	\$3,381.84
Payroll	\$73,539.76
Professionals	\$16,000.83
Rain Insurance	\$48,350.00
Sound, Video & Lights	\$76,500.00
Supplies	\$4,560.62
TOTAL	\$2,467,076.40

GATES

Supplies	\$2,581.44
Payroll	\$40,921.70
Printing	\$1,592.00
TOTAL	\$45,095.14

PROMOTIONS

Ag Awards	\$167.21
Annual Meeting	\$1,683.34
Annual Report	\$1,395.00
Bus Service	\$29,200.00
Christmas Party & Cards	\$3,417.05
Clippings	\$2,578.70
College Save Mural	\$1,788.00
Co-op Breakfast	\$36.00
Convention Auctions	\$120.00
DMX	\$566.05
Facebook Winners	\$110.00
Fair Family For A Day	\$130.00
Festival Tent	\$4,133.34
Film Processing	\$135.45
Flowers	\$292.55
Food Frenzy	\$258.03
Media Accommodations	\$3,372.90
Merchandise	\$2,367.40
Military Day	\$40.00
Motor Magic	(\$102.86)
Parade	\$2,000.00
Photo ID'S	\$331.00
Photographers	\$278.59
Prairie Warrior Auction	\$220.00
Printing	\$139.00
Refreshments/Committees	\$2,195.96
Shirts	\$3,738.62
Signs	\$2,391.20
Special Friends	\$3,555.00
Sponsor Support	\$11,303.41
Video	\$7,110.20
TOTAL	\$84,951.14

CONCESSIONAIRES

Awards	\$138.00
Gifts	\$485.74
Payroll	\$6,755.29
Picnics	\$3,678.75
Supplies	\$1,325.78
TOTAL	\$12,383.56

DEPARTMENT EXPENSES

4-H

Premiums	\$57,904.15
Judges	\$9,394.97
Hay & Straw	\$1,451.31
Supplies	\$1,681.75
Payroll	\$15,997.58
Picnics	\$529.87
Printing	\$3,201.64
Professionals	\$4,473.43
Ribbons & Trophies	\$5,910.34
TOTAL	<u>\$100,545.04</u>

BEEF

Premiums	\$14,872.00
Hay & Straw	\$299.24
Judges	\$1,826.68
Supplies	\$460.77
Payroll	\$3,440.85
Printing	\$276.20
Professionals	\$3,949.93
Dues & Memberships	\$75.00
Ribbons & Trophies	\$297.29
TOTAL	<u>\$25,497.96</u>

HORSE

Premiums	\$9,810.00
Dues & Membership	\$1,080.00
Hay & Straw	\$7,170.53
Judges	\$12,200.58
Supplies	\$359.80
Payroll	\$19,407.29
Printing	\$1,297.82
Professionals	\$11,719.60
Ribbons & Trophies	\$4,856.68
TOTAL	<u>\$67,902.30</u>

WRITING

Premiums	\$912.00
Printing	\$56.37
Supplies	\$80.91
Ribbons & Trophies	\$58.48
TOTAL	<u>\$1,107.76</u>

FFA

Premiums	\$92,782.88
Judges	\$4,731.30
Hay & Straw	\$1,451.31
Supplies	\$664.41
Payroll	\$745.83
Picnics	\$529.88
Printing	\$1,123.13
Professionals	\$1,954.04
Ribbons & Trophies	\$10,649.40
TOTAL	<u>\$114,632.18</u>

DAIRY

Premiums	\$10,171.74
Hay & Straw	\$485.50
Judges	\$1,332.53
Supplies	\$98.65
Payroll	\$972.50
Printing	\$103.80
Professionals	\$375.00
Equipment	\$200.00
Ribbons & Trophies	\$66.57
TOTAL	<u>\$13,806.29</u>

POULTRY

Premiums	\$766.00
Dues & Memberships	\$50.00
Hay & Straw	\$209.44
Judges	\$793.13
Supplies	\$220.47
Payroll	\$1,690.62
Printing	\$102.49
Ribbons & Trophies	\$106.32
TOTAL	<u>\$3,938.47</u>

AG PRODUCTS

Premiums	\$405.50
Supplies	\$214.95
Printing	\$136.31
Ribbons & Trophies	\$141.41
TOTAL	<u>\$898.17</u>

SHEEP

Premiums	\$15,583.00
Hay & Straw	\$2,411.54
Judges	\$1,924.83
Supplies	\$667.37
Payroll	\$2,870.83
Printing	\$431.98
Professionals	\$680.52
Dues & Memberships	\$33.50
Ribbons & Trophies	\$458.90
TOTAL	\$25,062.47

RABBITS

Premiums	\$469.00
Hay & Straw	\$110.80
Dues	\$290.00
Judges	\$4,224.61
Supplies	\$218.40
Payroll	\$1,427.50
Printing	\$887.54
Ribbons & Trophies	\$1,100.26
TOTAL	\$8,728.11

PHOTOGRAPHY

Premiums	\$469.00
Judges	\$200.00
Supplies	\$391.90
Payroll	\$550.00
Printing	\$234.69
Ribbons & Trophies	\$243.48
TOTAL	\$2,089.07

ARTS & CRAFTS

Premiums	\$3,623.50
Judges	\$285.00
Supplies	\$300.12
Payroll	\$550.00
Printing	\$243.19
Ribbons & Trophies	\$200.42
TOTAL	\$5,202.23

SWINE

Premiums	\$8,171.00
Hay & Straw	\$2,841.03
Judges	\$3,093.25
Supplies	\$444.93
Payroll	\$1,943.33
Printing	\$251.60
Professionals	\$680.52
Dues & Memberships	\$33.50
Ribbons & Trophies	\$271.78
TOTAL	\$17,730.94

GOATS

Premiums	\$4,852.00
Hay & Straw	\$833.17
Judges	\$3,562.73
Supplies	\$282.03
Payroll	\$2,100.68
Printing	\$159.87
Professionals	\$305.52
Dues & Memberships	\$73.00
Ribbons & Trophies	\$207.36
TOTAL	\$12,376.36

DOMESTIC ARTS

Premiums	\$3,263.46
Judges	\$2,050.00
Supplies	\$1,570.01
Payroll	\$4,498.39
Printing	\$943.39
Ribbons & Trophies	\$978.70
TOTAL	\$13,303.95

EDUCATION

Premiums	\$2,130.25
Supplies	\$50.71
Payroll	\$2,619.01
Printing	\$335.14
Ribbons & Trophies	\$1,814.41
TOTAL	\$6,949.52

Grandstand Summary

		Accumulated Total
2016 Grandstand Showpass Reserved		\$414,150.00
2016 Grandstand Showpass Standing Room		\$768,790.00
		\$1,182,940.00
Friday July 17	Fall Out Boy Novelties Sound, Video & Lights Contract Price	\$476,250.00 \$16,667.00 (\$10,928.57) (\$390,000.00) <hr style="width: 50%; margin-left: auto; margin-right: 0;"/> \$91,988.43
		\$1,274,928.43
Saturday July 18	Billy Currington Novelties Sound, Video & Lights Contract Price	Showpass \$2,760.00 (\$10,928.57) (\$150,000.00) <hr style="width: 50%; margin-left: auto; margin-right: 0;"/> (\$158,168.57)
		\$1,116,759.86
Sunday July 19	LOCASH Novelties Sound, Video & Lights Contract Price	Showpass \$1,352.00 (\$10,928.57) (\$35,000.00) <hr style="width: 50%; margin-left: auto; margin-right: 0;"/> (\$44,576.57)
		\$1,072,183.29
Monday July 20	Enduro Race Day of Show Contract Price	Showpass \$21,540.00 (\$12,562.50) <hr style="width: 50%; margin-left: auto; margin-right: 0;"/> \$8,977.50
		\$1,081,160.79
Monday July 20	Arena Bull Riding Contract Price	\$10,426.00 (\$10,000.00) <hr style="width: 50%; margin-left: auto; margin-right: 0;"/> \$426.00
		\$1,081,586.79
Tuesday July 21	Arena Bull Riding Contract Price	\$12,137.00 (\$11,606.70) <hr style="width: 50%; margin-left: auto; margin-right: 0;"/> \$530.30
		\$1,082,117.09
Tuesday July 21	Monster Trucks Day of Show Contract Price	Showpass \$20,080.00 (\$29,500.00) <hr style="width: 50%; margin-left: auto; margin-right: 0;"/> (\$9,420.00)
		\$1,052,617.09
Wednesday July 22	Old Dominion Novelties Sound, Video & Lights Contract Price	Showpass \$1,936.00 (\$10,928.57) (\$40,000.00) <hr style="width: 50%; margin-left: auto; margin-right: 0;"/> (\$48,992.57)
		\$1,003,624.52

Wednesday July 22	Arena	Ranch Rodeo Contract Price	\$8,556.00 (\$5,155.00) <hr/> \$3,401.00	\$1,007,025.52
Thursday July 23	Arena	Ranch Rodeo Contract Price	\$9,265.00 (\$5,155.00) <hr/> \$4,110.00	\$1,011,135.52
Thursday July 23		Kenny Chesney Novelties Sound, Video & Lights Contract price	Showpass \$12,447.00 (\$10,928.57) (\$800,000.00) <hr/> (\$798,481.57)	\$212,653.95
Friday July 24		Jake Owen Novelties Sound, Video & Lights Contract Price	Showpass \$5,337.00 (\$10,928.57) (\$235,000.00) <hr/> (\$240,591.57)	(\$27,937.62)
Saturday July 25		KISS Novelties Sound, Video & Lights Contract Price	\$589,095.00 \$26,359.00 (\$10,928.58) (\$505,095.00) <hr/> \$99,430.42	\$71,492.80

MISCELLANEOUS GRANDSTAND EXPENSES

Stage hands, scanners, ticket sellers, advertising, service fees and security are not included.

Those expenses can be found on the financial statements included in wages, advertising, professional and grandstand expense.

Premiums

	2007	2008	2009	2010	2011**	2012	2013	2014	2015	2016
Ag Products	\$721.57	\$555.36	\$812.62	\$745.13	\$101.52	\$394.50	\$454.55	\$464.76	\$552.08	\$546.91
Arts & Crafts	\$1,322.88	\$1,186.85	\$1,255.12	\$1,517.35	\$131.82	\$1,189.00	\$3,807.71	\$4,118.10	\$4,989.54	\$3,823.92
Beef	\$13,948.44	\$17,163.35	\$14,159.44	\$12,376.78	\$141.77	\$10,339.50	\$12,765.18	\$13,318.69	\$16,741.43	\$15,169.29
Culinary	\$1,172.85	\$1,126.12	\$1,800.39	\$2,801.36	\$180.81	\$1,804.00	\$1,925.32	\$2,081.31	\$1,202.73	\$1,222.24
Dairy	\$5,421.14	\$6,685.30	\$5,964.01	\$17,119.05	\$1,111.45	\$12,866.67	\$10,469.08	\$11,714.21	\$11,060.07	\$10,238.31
Education	\$3,012.83	\$2,491.85	\$2,968.76	\$3,091.75	\$424.51	\$1,716.25	\$2,730.92	\$3,033.11	\$3,245.00	\$3,944.66
Flowers	\$1,444.21	\$1,390.62	\$1,717.62	\$2,138.93	\$180.82	\$1,439.50	\$1,637.83	\$1,509.82	\$1,663.73	\$1,844.97
4-H	\$59,778.96	\$66,566.26	\$66,617.45	\$69,319.50	\$4,701.70	\$68,658.52	\$75,987.13	\$76,509.41	\$69,704.90	\$63,814.49
FFA	\$95,291.01	\$100,492.31	\$100,348.77	\$117,621.69	\$6,465.00	\$128,962.03	\$124,602.79	\$127,146.84	\$138,285.06	\$103,432.28
Goats/Llamas	\$1,429.62	\$1,383.65	\$1,641.46	\$1,771.08	\$125.50	\$1,709.00	\$2,075.94	\$4,819.45	\$3,699.62	\$5,059.36
Swine	\$6,152.82	\$9,207.55	\$7,161.19	\$7,556.28	\$156.93	\$7,231.25	\$8,066.06	\$8,220.51	\$8,802.31	\$8,442.78
Horses	\$13,733.78	\$10,915.56	\$15,803.51	\$19,242.45	\$2,638.71	\$14,423.40	\$12,736.16	\$14,310.21	\$15,409.57	\$14,666.68
Meat Products	\$0.00	\$0.00	\$0.00	\$0.00	\$0.00	\$0.00	\$0.00	\$0.00	\$0.00	\$0.00
Needlework	\$1,082.71	\$1,555.86	\$1,002.09	\$1,363.07	\$180.82	\$3,026.50	\$1,119.77	\$1,104.31	\$1,274.74	\$1,174.95
Photography	\$494.77	\$476.86	\$471.24	\$706.80	\$162.15	\$1,232.00	\$582.65	\$615.08	\$618.23	\$712.48
Poultry	\$630.38	\$766.85	\$903.12	\$1,212.85	\$116.66	\$876.50	\$777.24	\$857.85	\$0.00	\$872.32
Rabbits	\$454.46	\$612.35	\$643.59	\$957.75	\$334.75	\$578.75	\$911.68	\$895.55	\$1,097.31	\$1,569.26
Sheep & Wool	\$10,374.44	\$10,884.30	\$10,992.00	\$12,355.18	\$200.10	\$8,513.75	\$13,546.67	\$12,825.11	\$16,183.43	\$16,041.90
Writing	\$915.19	\$705.86	\$962.56	\$968.23	\$15.16	\$905.00	\$927.28	\$811.75	\$1,199.12	\$970.48
Ribbons/Awards*	*	*	*	*	*	*	*	*	*	*
	\$217,382.06	\$234,166.86	\$235,224.94	\$272,865.23	\$17,370.18	\$265,866.12	\$275,123.96	\$284,356.07	\$295,728.87	\$253,547.28

*INCLUDED IN DEPARTMENTS

**2011 FAIR CANCELLED DUE TO FLOODING

***2015 POULTRY SHOW CANCELLED DUE TO AVIAN FLU

THIRTY-ONE YEARS COMPARISON BY MAJOR ENTERPRISES

	SPONSORSHIPS	INDEPENDENT	INDOOR	OUTDOOR	STORAGE	ENTRY & STALL FEES	CARNIVAL	NODAK	RENTALS	BEER GARDENS	GATE ADMISSION	GRANDSTAND	PARKING & CAMPING	MISC	PREMIUM ADS	INTEREST
1986	\$20,814.32	\$43,442.32	\$103,824.11	\$61,210.97	\$31,538.00	\$30,815.00	\$130,085.99	\$4,227.47	\$108,900.36	\$134,103.35	\$416,721.54	\$425,597.49	\$28,027.55	\$4,250.22	\$5,463.00	
1987	\$45,986.00	\$40,661.89	\$110,387.10	\$57,798.29	\$30,134.45	\$35,081.75	\$117,387.29	\$5,541.70	\$120,772.77	\$163,340.20	\$426,208.68	\$442,379.88	\$15,496.06	\$2,142.58	\$5,355.00	
1988	\$50,274.92	\$46,291.68	\$122,047.00	\$50,988.37	\$34,325.68	\$30,969.40	\$118,958.41	\$5,426.20	\$151,871.86	\$162,500.07	\$493,537.68	\$487,521.90	\$48,610.50	\$4,589.87	\$4,556.00	
1989	\$85,023.00	\$44,529.18	\$130,196.46	\$50,635.37	\$27,907.78	\$31,216.16	\$99,724.73	\$4,573.00	\$268,613.54	\$98,992.52	\$455,256.81	\$398,649.94	\$46,100.01	\$24,039.24	\$6,630.00	
1990	\$71,061.32	\$45,091.70	\$131,235.31	\$46,785.41	\$31,362.42	\$31,853.50	\$122,319.79	\$4,804.00	\$326,597.41	\$109,418.39	\$446,413.32	\$338,316.41	\$45,326.15	\$24,118.72	\$6,666.00	\$24,344.65
1991	\$85,988.96	\$44,373.85	\$117,739.77	\$46,945.79	\$23,339.72	\$36,280.50	\$102,880.84	\$6,482.72	\$287,158.70	\$132,308.49	\$448,565.04	\$435,046.60	\$53,511.39	\$4,475.22	\$6,108.00	\$27,659.86
1992	\$97,741.64	\$41,868.60	\$127,624.03	\$51,635.19	\$17,156.80	\$38,000.50	\$131,149.93	\$10,516.72	\$367,283.90	\$143,605.61	\$553,994.99	\$408,845.99	\$54,751.00	\$3,470.21	\$6,923.00	\$28,115.41
1993	\$101,054.36	\$43,883.06	\$129,228.76	\$58,499.80	\$16,380.00	\$39,030.47	\$135,425.75	\$7,549.41	\$400,772.97	\$152,802.25	\$665,606.54	\$441,703.11	\$14,626.85	\$4,187.85	\$7,371.00	\$10,677.29
1994	\$130,744.40	\$55,814.54	\$128,456.86	\$61,731.86	\$20,687.00	\$34,463.00	\$144,453.57	\$10,739.37	\$416,217.91	\$174,067.05	\$674,797.36	\$448,634.40	\$14,669.30	\$12,014.07	\$6,630.00	\$17,535.22
1995	\$136,986.01	\$68,725.14	\$132,869.30	\$82,919.28	\$21,672.80	\$40,092.56	\$140,970.52	\$6,900.95	\$450,751.80	\$173,513.14	\$725,872.84	\$520,336.06	\$13,345.90	\$92,862.69	\$6,305.00	\$28,521.74
1996	\$138,785.00	\$61,633.56	\$136,229.01	\$75,629.08	\$20,771.00	\$35,110.40	\$141,904.76	\$5,524.19	\$398,787.58	\$172,227.15	\$673,812.54	\$488,180.99	\$16,689.95	\$57,618.51	\$5,300.00	\$36,366.08
1997	\$142,002.66	\$72,511.06	\$145,753.96	\$81,870.55	\$21,713.00	\$35,212.40	\$150,585.00	\$8,729.27	\$384,100.02	\$162,113.74	\$626,894.26	\$433,419.44	\$19,204.88	\$102,564.71	\$6,145.00	\$24,610.93
1998	\$188,844.45	\$76,925.14	\$152,441.55	\$79,444.99	\$21,854.00	\$32,623.50	\$149,959.49	\$8,691.84	\$503,034.35	\$191,582.05	\$696,266.12	\$472,482.81	\$20,441.06	\$21,014.22	\$5,096.66	\$34,135.23
1999	\$106,152.35	\$67,661.75	\$139,659.77	\$84,236.45	\$21,169.00	\$36,305.04	\$154,054.57	\$6,260.00	\$473,424.51	\$204,240.45	\$657,932.30	\$596,424.00	\$22,011.75	\$49,903.09	\$5,490.00	\$32,354.05
2000	\$270,156.46	\$74,915.88	\$139,210.07	\$95,344.59	\$21,348.00	\$42,778.60	\$156,132.79	\$6,875.00	\$523,100.17	\$136,492.60	\$639,841.13	\$525,900.91	\$19,526.66	\$33,365.72	\$4,370.00	\$45,946.73
2001	\$223,832.22	\$73,141.03	\$140,116.71	\$92,236.46	\$24,655.00	\$40,877.26	\$159,380.23	\$5,261.00	\$520,963.96	\$166,742.10	\$636,275.15	\$527,586.53	\$22,847.98	\$22,604.53	\$4,925.00	\$35,230.93
2002	\$206,884.60	\$77,207.87	\$138,760.30	\$93,226.26	\$21,966.00	\$43,493.00	\$150,469.25	\$4,690.00	\$508,582.44	\$202,503.43	\$653,787.84	\$657,464.23	\$28,855.00	\$132,859.96	\$5,225.00	\$14,589.17
2003	\$215,794.73	\$79,451.64	\$139,816.18	\$108,456.60	\$20,977.00	\$45,455.00	\$161,831.69	\$17,300.00	\$475,762.00	\$231,815.22	\$686,861.92	\$793,258.80	\$33,716.00	\$11,896.74	\$4,240.00	\$7,444.58
2004	\$206,581.76	\$87,703.07	\$155,927.58	\$114,298.23	\$22,624.00	\$45,939.25	\$177,497.37	\$10,221.00	\$511,261.19	\$232,070.34	\$819,910.88	\$720,336.19	\$41,909.50	\$13,089.81	\$0.00	\$5,708.53
2005	\$221,203.89	\$88,737.71	\$154,731.18	\$146,266.43	\$33,380.00	\$41,371.00	\$187,093.82	\$12,341.32	\$679,986.33	\$288,217.70	\$832,471.53	\$1,067,409.59	\$51,438.00	\$16,094.79	\$0.00	\$13,878.03
2006	\$220,618.25	\$89,222.68	\$162,628.36	\$136,690.08	\$37,067.00	\$41,973.00	\$178,038.05	\$7,389.55	\$505,409.21	\$236,483.27	\$776,308.20	\$1,029,390.20	\$57,020.00	\$15,364.95	\$0.00	\$35,781.03
2007	\$230,981.60	\$102,558.06	\$150,196.61	\$129,393.87	\$33,191.00	\$42,663.00	\$182,536.14	\$11,443.51	\$545,453.78	\$272,700.75	\$764,280.13	\$1,199,863.58	\$75,384.00	\$7,503.97	\$0.00	\$39,089.78
2008	\$198,968.28	\$120,553.91	\$145,047.02	\$151,825.10	\$34,779.80	\$34,653.00	\$241,630.87	\$9,500.00	\$627,499.09	\$291,494.58	\$801,574.49	\$1,208,718.81	\$77,265.00	\$12,690.28	\$0.00	\$34,886.82
2009	\$187,483.30	\$117,419.34	\$150,493.91	\$184,215.47	\$54,630.00	\$35,218.50	\$274,597.93	\$7,800.00	\$546,293.02	\$397,587.20	\$947,738.89	\$1,895,259.36	\$85,313.00	\$19,181.55	\$0.00	\$17,086.44
2010	\$222,150.00	\$153,330.08	\$151,678.10	\$217,507.01	\$58,690.30	\$31,415.50	\$273,606.04	\$7,575.43	\$577,172.26	\$517,129.91	\$989,141.07	\$2,430,888.00	\$92,439.00	\$18,249.39	\$0.00	\$9,639.13
2011*	\$195,047.21	(\$225.00)	\$0.00	(\$425.00)	\$52,512.50	\$0.00	\$644.00	\$15,806.06	\$703,097.33	\$0.00	\$2,153.00	(\$34,950.73)	\$650.00	\$8,902.21	\$0.00	\$8,438.37
2012	\$355,502.79	\$172,556.30	\$151,178.63	\$241,274.37	\$106,807.50	\$33,194.00	\$297,836.68	\$27,457.30	\$938,731.60	\$660,185.28	\$1,200,028.20	\$2,375,027.30	\$166,297.00	\$16,008.11	\$0.00	\$3,469.60
2013	\$267,605.83	\$173,747.84	\$166,671.64	\$255,505.22	\$92,339.00	\$39,453.00	\$312,294.76	\$22,462.50	\$801,519.70	\$569,101.53	\$1,190,617.14	\$2,797,754.57	\$165,943.00	\$16,168.39	\$0.00	\$2,774.53
2014	\$226,752.31	\$176,374.68	\$168,486.91	\$258,701.37	\$111,745.00	\$43,431.00	\$317,764.34	\$23,583.00	\$791,313.91	\$633,645.35	\$1,189,762.76	\$2,147,862.91	\$167,665.00	\$65,240.90	\$0.00	\$2,974.47
2015	\$365,815.20	\$173,622.91	\$170,405.22	\$259,716.80	\$130,080.00	\$42,879.50	\$355,268.40	\$28,065.58	\$811,436.54	\$628,500.66	\$1,183,830.48	\$2,923,148.15	\$168,375.00	\$94,993.98	\$0.00	\$2,778.24
2016	\$302,688.26	\$167,854.31	\$165,295.99	\$250,295.36	\$135,469.25	\$45,208.10	\$331,188.22	\$33,022.28	\$845,296.18	\$503,754.01	\$1,264,418.23	\$2,407,230.74	\$160,800.00	\$17,084.41	\$0.00	\$4,643.33

*2011 Fair cancelled due to flooding

STATE FAIR GROWTH

Year	Attendance	**Livestock Entries (Open Class Only)	All FFA Entries	All 4-H Entries	*Other Divisions	Total Entries	Premiums Paid	Income	Expenses
1981	261,376	3,342	7,171	6,434	5,143	22,090	\$112,351	\$1,045,066	\$960,886
1982	285,067	3,746	6,529	6,257	5,493	22,025	\$109,257	\$1,387,058	\$1,448,009
1983	300,790	4,446	6,308	7,017	5,617	23,388	\$117,254	\$1,560,999	\$1,426,699
1984	296,597	4,258	6,479	7,600	5,911	24,248	\$120,083	\$2,140,921	\$2,123,436
1985	279,782	4,146	6,352	7,352	5,872	23,722	\$140,517	\$2,179,456	\$2,155,629
1986	237,314	4,022	6,629	8,430	6,321	25,402	\$127,751	\$1,664,021	\$1,814,850
1987	247,569	4,194	8,731	9,327	6,284	28,536	\$151,215	\$1,803,674	\$1,747,844
1988	248,267	4,622	9,737	9,793	7,592	31,744	\$160,336	\$1,936,119	\$1,957,875
1989	230,566	4,705	9,762	10,991	7,483	32,941	\$164,176	\$1,951,023	\$1,896,224
1990	226,949	4,972	10,019	11,635	7,409	34,035	\$167,170	\$1,944,498	\$2,074,316
1991	240,291	6,408	10,588	10,866	8,179	36,041	\$169,217	\$2,039,732	\$1,697,486
1992	244,236	6,441	9,598	11,382	7,780	35,201	\$179,218	\$2,071,577	\$2,333,713
1993	244,248	5,497	9,632	11,896	7,221	34,246	\$147,497	\$2,585,799	\$2,357,436
1994	250,150	6,391	9,636	11,282	6,134	33,443	\$147,381	\$2,565,972	\$2,497,946
1995	260,041	6,482	10,220	11,925	6,782	35,409	\$146,288	\$3,070,535	\$2,794,103
1996	248,154	6,558	9,382	11,489	6,467	33,896	\$143,837	\$2,678,819	\$2,999,225
1997	233,004	7,104	10,329	11,099	7,036	35,568	\$165,747	\$2,611,151	\$2,673,766
1998	236,140	6,941	11,927	10,863	7,120	36,851	\$173,327	\$2,900,516	\$2,714,889
1999	210,840	7,215	12,718	11,135	7,128	38,196	\$180,425	\$3,128,884	\$3,098,148
2000	206,584	8,371	14,238	11,604	6,592	40,805	\$189,324	\$3,000,633	\$3,047,789
2001	208,601	7,302	14,282	11,575	7,808	40,967	\$196,170	\$3,269,316	\$3,190,199
2002	211,126	7,517	15,604	11,909	7,609	42,639	\$186,876	\$3,307,393	\$2,982,581
2003	217,587	7,251	15,534	12,704	8,002	43,491	\$194,252	\$3,625,568	\$3,694,827
2004	243,024	8,094	17,877	12,475	7,652	46,098	\$206,049	\$3,554,346	\$3,576,068
2005	244,874	7,341	20,168	11,783	7,601	46,893	\$213,514	\$4,459,492	\$3,951,718
2006	247,970	6,580	21,216	11,021	6,771	45,588	\$210,690	\$3,964,308	\$4,205,077
2007	248,501	6,365	21,405	10,669	6,537	44,976	\$217,347	\$4,455,104	\$4,119,248
2008	239,449	5,476	18,271	10,374	6,140	40,261	\$226,636	\$4,613,393	\$4,331,299
2009	296,919	6,087	18,961	10,295	6,420	41,763	\$230,125	\$5,448,090	\$5,016,629
2010	308,641	6,193	22,228	10,039	6,337	44,797	\$272,865	\$6,539,982	\$6,013,375
2011***	0	0	0	0	0	0	\$17,370	\$1,339,444	\$2,623,267
2012	310,839	4,675	26,393	9,409	4,911	45,388	\$265,866	\$7,593,577	\$5,622,864
2013	320,485	5,670	22,512	9,254	5,855	43,321	\$275,124	\$7,581,754	\$6,257,134
2014	314,446	5,910	23,679	9,446	6,122	45,157	\$284,356	\$7,061,248	\$7,078,674
2015	305,093	6,732	27,012	9,240	6,465	49,449	\$295,729	\$8,135,448	\$9,272,248
2016	293,123	7,188	22,179	10,024	6,909	46,300	\$253,547	\$7,837,892	\$6,988,322

Income and Expenses include State Premium Appropriations and Bonding Assistance, but no State funded Capital Improvements.

*Other Divisions include Ag Products, Domestic Arts, Needlework, Flowers, Arts & Crafts, Photography, Writing & Education.

**Livestock Entries include Horse, Beef, Goats, Sheep, Swine, Rabbits, Dairy & Poultry.

***2011 Fair cancelled due to flooding

ENTRIES

	1986	1987	1988	1989	1990	1991	1992	1993	1994	1995	1996	1997	1998	1999	2000	2001	2002	2003	2004	2005	2006	2007	2008	2009	2010	2011	2012	2013	2014	2015	2016
Number of Beef	374	433	374	418	407	371	411	369	339	408	345	336	367	298	233	359	448	355	327	230	258	246	333	230	215	Flood	256	224	211	237	198
Entries	465	717	597	457	660	579	736	533	656	584	479	482	536	472	380	496	558	493	461	495	530	491	494	412	333	Flood	330	370	476	539	425
Number of Dairy	209	151	164	179	169	180	200	135	139	126	84	71	126	191	162	71	91	130	135	75	110	116	125	98	120	Flood	102	115	90	93	80
Entries	421	313	335	435	379	391	424	228	254	184	126	124	212	222	259	122	98	199	307	102	129	154	133	125	153	Flood	114	140	130	105	152
Number of Swine	70	69	78	69	47 disease		50	92	95	63	80	56	49	175	147	420	407	305	311	300	308	469	409	300	273	Flood	242	253	228	225	214
Entries	118	89	99	123	56 disease		89	137	146	107	111	93	90	279	155	434	422	527	617	566	599	512	461	427	464	Flood	429	739	398	491	520
Number of Sheep	473	562	426	544	563	573	625	639	574	629	683	636	512	679	597	447	340	340	403	504	396	518	484	356	376	Flood	263	347	497	632	435
Entries	658	849	670	770	677	844	924	947	1039	772	1115	845	679	893	847	640	485	588	560	648	597	647	624	623	530	Flood	341	650	543	843	825
Number of Goats/Llamas	55	0	43	25	13	32	36	38	41	59	56	50	46	55	33	25	18	16	40	51	71	47	65	70	75	Flood	136	173	163	191	267
Entries	82	0	79	28	21	82	68	108	114	152	108	112	99	91	62	60	58	56	75	84	130	102	110	100	109	Flood	157	221	341	312	537
Number of Poultry	436	351	813	621	687	766	881	457	663	578	429	269	378	213	259	279	409	295	269	176	261	208	230	225	260	Flood	284	192	230	0	237
Entries	472	364	813	673	767	878	981	557	713	578	429	269	378	213	259	262	367	317	261	168	249	198	217	249	315	Flood	310	196	244 Cancelled		266
Number of Rabbits	60	43	113	82	114	124	159	162	168	243	318	1149	1388	870	596	252	300	350	508	360	268	274	305	340	316	Flood	390	320	330	486	434
Entries	65	41	113	82	127	124	159	182	186	243	318	1149	1388	1204	796	547	549	871	1089	899	592	1220	1006	1045	1264	Flood	1498	1259	1391	1732	1813
Number of Horses	601	667	598	593	588	722	647	631	650	637	734	726	755	692	897	872	1079	909	812	775	915	673	611	589	560	Flood	667	865	645	850	919
Entries	1741	1821	1916	2137	2285	3510	3060	2805	3283	3862	3874	4030	3559	3841	5017	4741	4980	4833	4724	4379	3754	3041	2380	3106	3025	Flood	1496	2095	2387	2710	2650
Ag Products	386	488	391	339	390	389	396	292	389	420	533	519	356	246	260	498	217	362	326	300	334	306	188	170	172	Flood	215	193	173	266	227
Domestic Arts & Meats	735	1049	1153	1123	1077	1860	1064	870	857	981	779	718	785	821	727	826	583	736	671	710	723	589	448	502	501	Flood	527	710	441	498	455
Sunflowers & Snacks	12	5	12	7	4	0	0	0	0	0	0	0	0	0	0	0	0	0	0	0	0	0	0	0	0	Flood	0	0	0	0	0
Needlework	865	706	1039	1139	851	917	928	833	689	714	584	679	679	613	605	603	493	579	589	453	451	348	304	342	321	Flood	393	325	251	300	295
Flowers	564	493	490	449	476	471	637	523	542	736	436	396	537	543	548	607	406	907	948	971	920	920	948	1002	739	Flood	561	962	849	1043	1036
Fine Arts	290	304	416	482	475	514	563	556	548	552	511	495	456	555	377	329	348	344	355	371	235	222	269	266	326	Flood	219	253	219	377	209
Photography	492	468	725	611	575	555	517	354	357	322	426	497	472	483	433	365	438	448	533	455	451	506	410	464	615	Flood	543	448	515	458	451
Number of FFA	6629	8731	9737	9762	10019	10588	9598	9632	9636	10220	9362	10329	11927	12718	14238	14282	15604	15534	17877	20168	21216	21405	18271	18960	22228	Flood	26393	22512	23679	27012	22179
Number of 4-H	8430	9327	9793	10991	11635	10866	11382	11896	11282	11925	11489	11099	10863	11135	11604	11575	11909	12704	12475	11783	11021	10669	10374	10295	10039	Flood	9409	9254	9446	9240	10024
School Entries	1745	2021	2566	2586	2979	2948	3129	3337	2285	2753	2779	3350	3535	3553	3805	4191	4671	4249	4061	4159	3542	3175	3573	3474	3477	Flood	2555	2929	3387	3413	4137
Writing Entries	1200	750	780	700	566	475	490	440	451	293	427	365	255	270	400	304	430	350	150	150	100	452	100	125	140	Flood	316	46	287	110	99
Dairy Bake-off &	0	0	0	0	0	0	0	0	0	0	0	0	0	0	0	0	0	0	0	0	0	0	0	0	0	Flood	0	0	0	0	0
Crisco Contest	32	0	20	27	16	0	0	0	0	0	0	0	0	0	0	0	0	0	0	0	0	0	0	0	0	Flood	0	0	0	0	0
Special Food Shows				20	0	50	56	16	16	11	12	17	45	44	33	85	23	27	19	32	15	19	6	75	46	Flood	57	19	0	0	0
	25,402	28,536	31,744	32,941	34,035	36,041	35,201	34,246	33,443	35,409	33,898	35,568	36,851	38,196	40,805	40,967	42,639	44,124	46,098	46,893	45,588	44,976	40,310	41,762	44,797	Flood	45,863	43,321	45,157	49,449	46,300

MAJOR CAPITAL IMPROVEMENTS

Source of Revenue

(also includes State and Local support of facilities)

The ND State Fair was authorized by the 1965 State Legislature
with the 1st Fair held July 17-23 of 1966.

<u>YEAR</u>	<u>PROJECT</u>	<u>STATE FUNDS</u>	<u>LOCAL FUNDS</u>	<u>FAIR FUNDS</u>
1969	4-H & FFA BARN 1/4 Mile Race Track	\$25,000	\$20,000	
1971	Horse Barn		\$16,000	\$39,000
1975	Caretakers House All Seasons Arena	\$500,000	\$1,700,000	\$27,000
1976	FFA Building Horse Barn & Stalls Paving & Lighting Interest	\$250,000 \$200,000	\$94,000	\$200,000 \$28,713
1977	New Shop Kiddies Barn Interest		\$8,000	\$11,000 \$29,423
1978	Warehouse Expo Barn & Stalls & Wash Trailer Park Sewer/Water/Electric System 3/8 Mile Race Track Security Fencing Toilets Interest	\$500,000 \$40,000 \$60,000	\$1,700 \$30,000	\$3,000 \$25,000 \$75,000 \$27,000 \$23,779
1979	Grandstand Seats Jaycees Building New Sidewalks Interest		\$60,000	\$35,000 \$8,000 \$16,658
1980	Avenue of Flags Crops & Gardens Bldg Parking Lot - Land Interest		\$2,500	\$2,500 \$70,000 \$95,000 \$13,976
1981	Fencing Paving Around Barns Front Sign Sewer & Water Drains on Ind. Midway Parking Barriers & Signs Expanding Outdoor Horse Arena Interest			\$5,913 \$60,170 \$5,980 \$4,125 \$3,160 \$1,000 \$12,524

CONTINUED MAJOR CAPITAL IMPROVEMENTS

<u>YEAR</u>	<u>PROJECT</u>	<u>STATE FUNDS</u>	<u>LOCAL FUNDS</u>	<u>FAIR FUNDS</u>
1982	Expanding Outdoor Horse Arena			\$1,000
	Landscape Machinery Area South of Com. Bldg.			\$3,000
	New Aluminum Seats for Grandstand Bleachers			\$40,000
	New Stalls for Goats & Sheep			\$7,500
	New Parking Lot Sign			\$6,250
	Fencing East Lot			\$4,000
	New Stage			\$49,000
	1st Phase of Electrical			\$6,440
	Renovation	\$110,600		
	Steel Post & Chain Fences Around Grounds			\$10,038
	Concrete Benches		\$650	
	Beer Garden Addition		\$6,500	\$8,868
	Electrical Service for Oil Show			\$1,400
	Construction Parking Lot N of Grounds			\$7,300
	Stage			\$48,658
	Pave Shuttle Bus Route			\$2,004
	Interest			\$11,847
1983	Stage Cover		\$7,800	\$15,800
	Electrical	\$39,400		\$38,614
	Comfort Station			\$73,022
	Signage			\$5,652
	Sheriff's Office			\$1,029
	Landscaping			\$1,094
	Livestock Pens			\$3,815
	Interest			\$10,007
1984	Parking Lot Landscaping			\$23,852
	Trees & Shrubs			\$1,999
	Signage			\$6,565
	Grandstand Gates & Entries			\$2,710
	Ticket Office Addition			\$4,194
	Pave Front of Grandstand			\$8,800
	Curbs			\$2,970
	In-field Transformer			\$2,700
	Spotlight Stand			\$750
	Commercial Building II			\$473,324
	Comfort Station Architect			\$960
	Landscaping at Stage II, Remove Road			\$6,877
	Interest			\$18,601
1985	All Seasons Arena Companion Structure & Office under contract with interest payments pledged as of 1/8/85		\$1,486,418	\$433,658
	Landscape around Pond			\$590
	Paving Front Grandstand			\$5,325
	Remodel Picnic Area			\$4,459

CONTINUED MAJOR CAPITAL IMPROVEMENTS

<u>YEAR</u>	<u>PROJECT</u>	<u>STATE FUNDS</u>	<u>LOCAL FUNDS</u>	<u>FAIR FUNDS</u>
1986	Signage			\$764
	Trees			\$1,080
	Waterline			\$8,678
	Beer Gardens			\$263,633
	Interest		\$25,950	\$44,338
	Paving West Arena		\$45,000	\$22,961
	Sewer Improvement		\$166,181	\$1,908
	Paving			\$13,775
	Beer Gardens Heating			\$24,611
	Beer Gardens Fencing			\$1,142
	Concessions Area Arena II		\$21,210	
	Land			\$70,000
	Arches			\$6,733
	East Parking Lot Paving			\$420
	Trees			\$320
	Interest		\$88,234	\$70,423
1987	Arches		\$35,000	\$23,673
	Paving by Arch		\$9,845	\$8,600
	Dairy Barn Lighting			\$1,041
	Morton Shop			\$9,357
	Stage III			\$4,800
	Interest		\$78,152	\$120,339
1988	Cultural Concessions Area		\$8,057	
	Cultural Building			
	Theater/Conference Room/ Kitchen/Equipment/Restrooms		\$1,594,660	\$1,377,706
	Parking Lot			
	Gym Dandy's Center	\$70,000		\$330,000
	Dressing Room			\$7,920
	Backstage Bathroom			\$1,884
	Free Stage			\$1,000
	Defaulted Pledges		(\$357,000)	\$357,000
	Pedestrian Control			\$3,937
	Restaurant I		\$60,119	
	Honeywell Air Cleaners			\$1,825
	Interest		\$65,595	\$86,831
1989	Carnival Bathroom			\$14,605
	Commercial III/Sidewalk			\$8,424
	Gate Change/Shuttle Route			\$10,055
	Dressing Rooms			\$2,701
	Pepsi Gate		\$15,000	\$1,569
	Restaurant II		\$106,045	
	Visibility Barrier Fence			\$3,135
	State Appropriation	\$201,027		(\$201,027)
	Interest		\$73,975	\$71,547

CONTINUED MAJOR CAPITAL IMPROVEMENTS

<u>YEAR</u>	<u>PROJECT</u>	<u>STATE FUNDS</u>	<u>LOCAL FUNDS</u>	<u>FAIR FUNDS</u>
1990	Camping			\$5,176
	Comm II/Heating & Air			\$139,559
	Comm II Restaurant		\$86,706	
	Horse Barn			\$3,000
	Beer Gardens/Concrete			\$443
	Shuttle Route			\$1,849
	Coffee Room			\$495
	State Appropriation	\$210,000		(\$210,000)
	Interest		\$72,821	\$247,093
1991	Camping/Elec/Sewer		\$7,200	\$10,000
	Comm II/Heat, Air, Lights			\$5,727
	Horse Barn II/Liner			\$1,312
	Cultural Bldg/Arbitration			\$13,834
	Ticket Booths			\$3,179
	Ticket Office/Electric			\$545
	Handicap Access/Grandstand			\$3,597
	Land			\$5,000
	Surface Drainage/Culverts			\$1,400
	Arena I Retrofit		\$370,000	
Interest			\$329,883	
1992	Expo Barn Concrete		\$27,339	
	Fence			\$6,293
	Ticket Booths			\$3,810
	State Appropriations	\$210,000		(\$210,000)
	Interest			\$261,620
1993	Horse Barn Concrete		\$74,116	
	City/Arena Maintenance Repairs		\$30,000	
	State Appropriations	\$210,000		(\$210,000)
	Interest			\$239,414
1994	West Lot		\$225,645	\$27,626
	Barn Moving		\$119,350	
	Grandstand Restrooms			\$40,407
	County/Building & Grounds Repair		\$57,524	
	City/Arena Maintenance Repairs		\$80,000	
	Interest			\$303,850
1995	West Lot			\$19,550
	Moving Reader Board Sign			\$7,350
	East Lot	\$30,000	\$20,000	\$91,261
	City/Arena Maintenance Repairs		\$80,000	
	County/Building & Grounds Repair		\$67,818	
	State Appropriations	\$210,000		(\$210,000)
	Interest/Debt Service			\$186,333

CONTINUED MAJOR CAPITAL IMPROVEMENTS

<u>YEAR</u>	<u>PROJECT</u>	<u>STATE FUNDS</u>	<u>LOCAL FUNDS</u>	<u>FAIR FUNDS</u>
1996	Midway Transformer			\$1,000
	Midway Parking			\$24,709
	Stage Roof			\$119,233
	Street Lights			\$5,500
	City/Arena Maintenance Repairs		\$80,000	
	County/Building & Grounds Repair		\$69,849	
	Interest			\$179,319
	Flickertail Concrete			\$4,358
	Game and Fish		\$103,000	
	Pond Fountain			\$2,324
	Sprinkler System			\$3,828
	City/Arena Maintenance Repairs		\$80,000	
	County/Building & Grounds Repair		\$68,870	
	State Appropriations	\$210,000		(\$210,000)
	Interest			\$171,886
1998	Flat Track - Drag Strip		\$290,344	
	County/Building & Grounds Repair		\$85,678	
	City/Arena Maintenance Repair		\$80,000	
	Arena I Restrooms			\$70,000
	Pond Fountain			\$674
	Grounds Keeper's Garage			\$11,008
	Grounds Keeper's House			\$5,230
	Interest			\$165,602
	Expansion		\$241,881	\$4,664
1999	New Asphalt			\$112,049
	Fence Relocation North of Fair			\$7,782
	North Road Relocation		\$50,000	\$12,500
	Pavilion Project			\$829
	Electrical for Machinery Row			\$15,487
	West Lot Camping Improvements			\$11,781
	East Lot Fence Remove/Replace			\$410
	Industrial Lot Gravel		\$51,000	
	Gate Repair/Install Barrier			\$835
	City/Arena Maintenance		\$80,000	
	County		\$91,605	
	City/Magic Place		\$6,916,560	
	State Appropriations	\$210,000		(\$210,000)
	Interest			\$156,184
2000	City/Magic Place/Renovation		\$1,445,519	
	City		\$57,566	
	Kiddie barn relocation/parking			\$16,683
	Porter land			\$6,000
	Porter land fencing			\$2,324
	State Fair Park			\$33,090
	West lot camping			\$9,119
	County		\$95,328	
	Interest			\$148,137

CONTINUED MAJOR CAPITAL IMPROVEMENTS

<u>YEAR</u>	<u>PROJECT</u>	<u>STATE FUNDS</u>	<u>LOCAL FUNDS</u>	<u>FAIR FUNDS</u>
2001	Carnival lot relocation			\$93,892
	Super Cross Track		\$30,000	
	Super Cross Fence		\$15,000	
	Super Cross Water Point		\$6,000	
	State Appropriations	\$210,000		(\$210,000)
	City		\$95,320	
	County		\$180,140	
	Interest			\$138,066
2002	Asphalt			\$32,210
	Camping Electrical East Lot		\$15,030	
	Camping Electrical West Lot		\$10,104	
	Office Cupboards			\$1,942
	City		\$99,681	
	County		\$190,367	
	Interest			\$135,639
2003	Air Conditioned Jaycees			\$7,322
	Air Conditioned Commercial I			\$29,268
	City		\$100,965	
	County		\$195,615	
	East Lot Electrical Upgrade			\$9,271
	Gate Arches			\$32,498
	Midway Restrooms			\$154,621
	Office Cupboards and Desks			\$3,519
	State Appropriations	\$210,000		(\$210,000)
	Street Light (sand box)			\$1,284
Interest			\$83,597	
2004	Arena Hallway Flooring			\$59,249
	City		\$116,240	
	County		\$203,393	
	Independent Midway Renovation			\$31,412
	Interest			
	Office Cupboards and Desks			\$2,176
	Street Light			\$2,408
	West Lot Electrical Upgrade			\$6,200
	Interest			\$79,541
2005	Electrical Upgrades			\$11,538
	City		\$133,300	
	County		\$212,371	
	Gate Arches Lighting			\$1,917
	Office Cupboards			\$1,230
	State Appropriations	\$210,000		(\$210,000)
	West Lot Electrical Upgrade		\$50,311	\$23,852
Interest			\$73,073	

CONTINUED MAJOR CAPITAL IMPROVEMENTS

<u>YEAR</u>	<u>PROJECT</u>	<u>STATE FUNDS</u>	<u>LOCAL FUNDS</u>	<u>FAIR FUNDS</u>
2006	All Seasons Arena Seating Upgrade		\$500,395	\$200,000
	City		\$115,000	
	County		\$220,000	
	East Lot RV			\$113,261
	West Lot Electrical & Grass Lots			\$2,500
	Interest			\$65,410
	2007	All Seasons Arena Seating Upgrade		\$7,511
	Asphalt	\$28,488		
	City		\$169,495	
	County		\$236,789	
	Expo Barn Fan			\$14,258
	East Lot RV			\$4,312
	Interest			\$52,365
	State Appropriations	\$210,000		(\$210,000)
2008	Asphalt	\$2,157		
	City		\$235,828	
	County		\$281,032	
	Electrical RV Upgrade			\$15,500
	Commercial III Air Conditioner			\$36,069
	Grandstand Project	\$120,200		
	Interest			\$43,586
2009	Arena I Break Room			\$10,385
	Asphalt	\$234,356		
	Electrical Upgrade East Lot RV			\$39,617
	Electrical Upgrade Carnival RV			\$9,737
	Electrical Upgrade South HB II			\$15,000
	FFA Air Conditioner			\$18,505
	Grandstand Approp 2007-2009	\$129,800		\$4,046
	Grandstand Approp 2009-2011	\$969,986		
	Interest Paid			\$34,861
	North Road			\$12,500
	Umbrella's Food Court			\$19,351
	City		\$260,885	
	County		\$284,198	
	State Appropriations	\$210,000		(\$210,000)
2010	Industrial Lot Regrade			\$18,925
	Umbrella's Food Court			\$23,159
	West Lot Comfort Station		\$30,500	\$156,153
	Carpet-Norsk Room & TJs			\$7,370
	Night Deposit Vault			\$4,769
	East Lot RV Embankment			\$25,000
	Electrical Upgrade Carnival RV			\$7,360
	Expo Barn Re-Roof Wings			\$34,210
	Food Court Utilities			\$33,855

CONTINUED MAJOR CAPITAL IMPROVEMENTS

<u>YEAR</u>	<u>PROJECT</u>	<u>STATE FUNDS</u>	<u>LOCAL FUNDS</u>	<u>FAIR FUNDS</u>
2010	Regrade West Lot			\$10,066
(cont)	Ticket Booth			\$7,237
	Asphalt			\$102,751
	City		\$297,787	
	County		\$335,795	
	Interest			\$31,999
	Grandstand	\$13,003,452		\$58,019
2011	Asphalt			\$59,157
	Grandstand	\$1,026,562		\$95,699
	Grounds Keeper House			\$45,355
	Industrial Lot Power			\$84,155
	Interest			\$21,111
	State Fair Center Lobby Piers			\$12,623
	Ticket Booth			\$6,679
	Umbrella's Food Court			\$19,498
	West Lot Comfort Station			\$9,987
	West Lot Electric Upgrade			\$3,984
	City		\$408,188	
	County		\$370,424	
2012	Asphalt			\$241,083
	Grandstand Concrete			\$25,524
	Grandstand Snow Retention System			\$63,028
	Grandstand Stage Roof Anchors			\$4,224
	Hockey Boards			\$162,051
	Ice Floor			\$895,402
	Industrial Lot Lights			\$36,680
	Industrial Lot Asphalt			\$80,200
	Interest			\$38,409
	Pond Fence			\$16,230
	Re-Seed Grass			\$2,600
	Regrade Dirt South of Horse Barn II			\$4,000
	RV Booth			\$3,961
	Security Cameras			\$9,730
	Sprinkler System			\$14,499
	State Fair Center HVAC Unit			\$18,000
	Theater Overhead Door			\$7,086
	West Lot Gravel			\$29,666
	City		\$792,775	
	County		\$378,022	
	State Appropriations	\$210,000		(\$210,000)

CONTINUED MAJOR CAPITAL IMPROVEMENTS

<u>YEAR</u>	<u>PROJECT</u>	<u>STATE FUNDS</u>	<u>LOCAL FUNDS</u>	<u>FAIR FUNDS</u>
2013	Bubbas			\$24,024
	Carpet-Fair Office			\$18,018
	Commercial I Roof			\$46,837
	FEMA Trailers			\$11,000
	Fence-Midway			\$3,338
	Fence Panels			\$7,500
	Grandstand Bird Control			\$142,597
	Hot Water Heater-4-H Hall			\$16,782
	HVAC-4-H Hall			\$195,210
	Lights-Expo Barn Show Ring			\$2,110
	Overhead Door-Bunny Barn			\$1,988
	Portable Light Towers			\$12,000
	RV Dump			\$22,920
	Security Cameras			\$44,233
	Sprinkler System			\$8,800
	Street Lights			\$1,447
	West Lot Electrical Upgrade			\$2,831
	Flood Loan Payoff	\$647,361		\$211,359
	City		\$507,556	
	County		\$434,795	
2014	Asphalt	\$2,287,185		\$762,970
	Curling Club Floor		\$28,020	\$69
	East Lot Sign			\$7,396
	Upgrade Power North of Commercial I			\$12,390
	Fiber Optics			\$73,000
	HVAC Upgrades			\$16,606
	Historical Society Sub Meter			\$7,433
	SFC Sub Meter			\$24,950
	Broadway Reader Board			\$86,780
	4-H Barn Roof Replacement			\$38,000
	Industrial Lot RV Dump			\$10,481
	FFA Hall Remodel			\$262,141
	Stage 7 Relocate			\$18,698
	Street Lights			\$6,202
	Theater Walk In Door			\$3,680
	Viggy's Fire Protection			\$1,765
	Commercial III Office Roof Replacement			\$13,131
	Security Cameras			\$17,082
	Mega Ride Trailer			\$11,615
	City		\$524,976	
	County		\$462,944	

CONTINUED MAJOR CAPITAL IMPROVEMENTS

<u>YEAR</u>	<u>PROJECT</u>	<u>STATE FUNDS</u>	<u>LOCAL FUNDS</u>	<u>FAIR FUNDS</u>
2015	Asphalt	\$462,815		\$143,936
	Arena Mechanical/Lighting/Sound System			\$1,713,382
	Backstage Power Upgrade			\$9,307
	Curling Club Floor		\$246,980	\$19,388
	Drainage Ditch			\$11,992
	Grandstand Concrete			\$24,504
	Grandstand Mudjacking			\$7,800
	Grandstand Stage Roof			\$1,178,980
	FFA Hall Remodel			\$1,119,630
	Food Court Power Upgrade			\$1,988
	Magic Place HVAC Repair			\$23,386
	SFC Roof Repair			\$9,236
	Street Lights			\$5,000
	West Lot Power Upgrade			\$24,427
	City		\$483,765	
	County		\$511,531	
2016	Asphalt	\$433,461		\$10,460
	Arena Mechanical/Lighting/Sound System			\$81,504
	CoCo's Restaurant Remodel			\$485,155
	Commercial II HVAC System			\$32,480
	Digital Message Board			\$101,180
	Electric Upgrade Commercial III			\$4,340
	Electric Upgrade East of Dairy Barn			\$8,938
	Grandstand Fence			\$4,630
	Grandstand Stage Roof Gutters			\$3,217
	Mudjack Magic Place			\$10,000
	Relocate NoDak Building			\$26,372
	Sprinkler System			\$4,100
	City		\$316,979	
	County		\$522,517	
	Misc. Items Listed			\$835,291
	TOTAL =	\$23,891,850	\$27,293,835	\$17,195,589

1966 MAJOR IMPROVEMENTS: Non-specified improvements include the purchase of props, tables, chairs, display curtains, stock panels, tractors, vehicles and other equipment. The remodeling of the plumbing of 3 bathrooms in the Arts & Crafts Building; the remodeling of the grandstand ticket office; the addition of a mens toilet in the Arts & Crafts Building; \$8,000 worth of hand dryers; new staging; sodding of boulevards; replanting of grass; remodeling of the beer gardens & 4-H building; ticket booths; installation of new gates, fences & dividers; the demolition of two horse barns, the old hog & sheep barn, two race barns, an old log barn, two houses & the old office. The construction of a show mobile stage; a new underground drainage system; dredging of the pond; construction of a horse arena; cattle tie outs; new parking lot roadway & lights; aluminum benches; more portable bleachers; aluminum picnic tables; re-roofing of the dairy barn; painting of the domestic arts building; beef barn & dairy barn; new soffits on the horse barn; miscellaneous fencing; remodeling the pub bar & diaper stations; painting the grandstand. Over \$835,291 worth of additional significant changes & improvements

***Major improvements do not include general routine maintenance repairs, the purchase of consumable supplies, or replacement of equipment.

Footnote: A small portion of the interest credited to the support of Fair funding from 1976-1984 could possibly be credited to local funds.

Summary of State Fair
Board of Directors Actions
2015-2016

1. Approval of financials
2. Approval of meeting minutes
3. Approval of Management expenses
4. Approval of budget
5. Appointment of Kandi Mikkelson & Connie Hanson as State Fair representatives on the Fair Foundation Board
6. Appointment of Gary Knell & Chuck Meikle as State Fair representatives on the All Seasons Arena Board
7. Approval of Pepsi contract to run from April 2016 to March 2021
8. No fundraising on the fairgrounds other than in a Commercial booth
9. Motion made to request the NDSF Foundation to get an audit done annually
10. Motion to discontinue a free stage at Flickertail Gardens
11. Approval of 3 year contract extensions to Minot Electric, DC Entertainment, NW Projector, Kevin's Plumbing & Keller Paving
12. Approval to spend \$5,000 for the purchase of show t-shirts for 4-H & FFA
13. Approval of drug testing policy with penalties
14. Approval for M & S to purchase new equipment - \$3,400 hot box, \$2,400 (4) hot rollers, \$600 grandstand freezer, \$2,400 (2) popcorn warmers, \$6,000 (2) portable bars
15. Motion to deny a late arrival (two days) for an exhibitor
16. Request denied for early release from 4-H rabbit show
17. Approval of addendum to carnival contract regarding "spectacular rides percentage discount" changing verbiage to "mechanical" rides

1
p 45



Financial Statements
September 30, 2016 and 2015
North Dakota State Fair Association



CPAs & BUSINESS ADVISORS

1
page

Independent Auditor's Report

The Board of Directors
North Dakota State Fair Association
Minot, North Dakota

Report on the Financial Statements

We have audited the accompanying financial statements of the business-type activities and discretely presented component unit of the North Dakota State Fair Association, an enterprise fund of the State of North Dakota, which comprise the balance sheets as of September 30, 2016 and 2015, and the related statements of revenues, expenses and changes in net position, the statements of cash flows, and the statement of appropriations for the years then ended, and the related notes to the financial statements, which collectively comprise the Association's basic financial statements as listed in the table of contents.

Management's Responsibility for the Financial Statements

Management is responsible for the preparation and fair presentation of these financial statements in accordance with accounting principles generally accepted in the United States of America; this includes the design, implementation, and maintenance of internal control relevant to the preparation and fair presentation of financial statements that are free from material misstatement, whether due to fraud or error.

Auditor's Responsibility

Our responsibility is to express an opinion on these financial statements based on our audits. We conducted our audits in accordance with auditing standards generally accepted in the United States of America and the standards applicable to financial audits contained in *Government Auditing Standards*, issued by the Comptroller General of the United States. Those standards require that we plan and perform the audit to obtain reasonable assurance about whether the financial statements are free from material misstatement.

An audit involves performing procedures to obtain audit evidence about the amounts and disclosures in the financial statements. The procedures selected depend on the auditor's judgment, including the assessment of the risks of material misstatement of the financial statements, whether due to fraud or error. In making those risk assessments, the auditor considers internal control relevant to the entity's preparation and fair presentation of the financial statements in order to design audit procedures that are appropriate in the circumstances, but not for the purpose of expressing an opinion on the effectiveness of the entity's internal control. Accordingly, we express no such opinion. An audit also includes evaluating the appropriateness of accounting policies used and the reasonableness of significant accounting estimates made by management, as well as evaluating the overall presentation of the financial statements.

We believe that the audit evidence we have obtained is sufficient and appropriate to provide a basis for our audit opinion.

www.eidebailly.com

1730 Burnt Boat Loop, Ste. 100 | P.O. Box 1914 | Bismarck, ND 58502-1914 | T 701.255.1091 | F 701.224.1582 | EOE

#1
P47

Independent Auditor’s Report.....	1
Management’s Discussion and Analysis	4
Basic Financial Statements	
Statement of Net Position	8
Statement of Activities	10
Balance Sheets	12
Statements of Revenues, Expenses and Changes in Net Position	13
Statements of Cash Flows	14
Statement of Appropriations	16
Notes to Financial Statements	17
Required Supplementary Information	
Schedules of Employer’s Share of Net Pension Liability and Employer Contributions	33
Independent Auditor’s Report on Internal Control over Financial Reporting and on Compliance and Other Matters Based on an Audit of Financial Statements Performed in Accordance with <i>Government Auditing Standards</i>	35
Schedule of Findings and Responses.....	37

1
R48

Basis for Qualified Opinion-Scope Limitation

The Foundation, a discretely presented component unit of the Association, was unable to obtain support for the asset quality of the Foundation's notes receivable as of September 30, 2016. We were unable to obtain sufficient appropriate audit evidence about the asset quality of the notes receivable by other auditing procedures.

Qualified Opinion

In our opinion, except for the effects of not obtaining support for the asset quality of the Foundation's notes receivable, the financial statements referred to above present fairly, in all material respects, the respective financial position of the business-type activities and the discretely presented component unit of the North Dakota State Fair Association, as of September 30, 2016, and the related statements of revenues, expenses and changes in net position, the statements of cash flows, and the statement of appropriations for the year then ended in accordance with accounting principles generally accepted in the United States of America.

Emphasis of Matter

As discussed in Note 1, the financial statements of North Dakota State Fair Association, an enterprise fund of the State of North Dakota, are intended to present the financial position, the changes in financial position and cash flows of only that portion of the business-type activities of the State of North Dakota that is attributable to the transactions of North Dakota State Fair Association. They do not purport to, and do not, present fairly the financial position of the State of North Dakota as of September 30, 2016 and 2015, the changes in its financial position, or its cash flows for the year then ended in conformity with accounting principles generally accepted in the United States of America. Our opinion is not modified with respect to this matter.

Other Matters

Required Supplementary Information

Accounting principles generally accepted in the United States of America require that the Management's Discussion and Analysis, Schedule of Employer's Share of Net Pension Liability and Schedule of Employer Contributions as listed in the table of contents be presented to supplement the basic financial statements. Such information, although not a part of the basic financial statements, is required by the Governmental Accounting Standards Board, who considers it to be an essential part of financial reporting for placing the basic financial statements in an appropriate operational, economic, or historical context. We have applied certain limited procedures to the required supplementary information in accordance with auditing standards generally accepted in the United States of America, which consisted of inquiries of management about the methods of preparing the information and comparing the information for consistency with management's responses to our inquiries, the basic financial statements, and other knowledge we obtained during our audit of the basic financial statements. We do not express an opinion or provide any assurance on the information.

#1
P49

Other Reporting Required by *Government Auditing Standards*

In accordance with *Government Auditing Standards*, we have also issued our report dated November 4, 2016 on our consideration of the North Dakota State Fair Association's internal control over financial reporting and on our tests of its compliance with certain provisions of laws, regulations, contracts, and grant agreements and other matters. The purpose of that report is to describe the scope of our testing of internal control over financial reporting and compliance and the results of that testing, and not to provide an opinion on internal control over financial reporting or on compliance. That report is an integral part of an audit performed in accordance with *Government Auditing Standards* in considering North Dakota State Fair Association's internal control over financial reporting and compliance.

Eide Bailly LLP

Bismarck, North Dakota
November 4, 2016

30

This section of the Association's annual financial report presents our analysis of the financial performance during the fiscal year that ended September 30, 2016 and certain comparative data for 2015. The management's discussion and analysis does not present comparative information in all areas due to the adoption of GASB Statement No. 68 during 2015 as the restatement of all prior periods was not practical and the information necessary to provide comparative information was not available prior to 2015. Please read it in conjunction with the financial statements, which follow this section.

Financial Highlights

- The North Dakota State Fair Foundation, a component unit of the North Dakota State Fair, was added to the financial statements in fiscal year 2016.
- The Association's net position decreased by \$25,334 or -0.08% in fiscal year 2016.
- The Beginning of year net position was adjusted due to the implementation of GASB 68. After the adjustment, the Association's net position increased by \$402,441 or 1.31% in 2015.
- During fiscal year 2016, the Association's operating revenues decreased by \$584,813 or -7.76%, while operating expenses decreased by \$189,665 or -2.2%.
- During fiscal year 2015, the Association's operating revenues increased by \$922,349 or 13.95%, while operating expenses increased by \$1,094,845 or 14.55%.
- Fair revenues in fiscal year 2016 decreased to \$6,601,947 or -8.42%.
- Fair revenues in fiscal year 2015 increased to \$7,209,324 or 15.05%.
- During fiscal year 2016, the property and equipment additions totaled \$1,180,894.
- During fiscal year 2015, the property and equipment additions totaled \$8,030,784, which includes \$3,374,779 of construction work in progress that was placed in service during the year.
- Depreciation expense for the current fiscal year 2016 totaled \$1,635,102.
- Depreciation expense for fiscal year 2015 totaled \$1,516,979.

Overview of the Financial Statements

This annual report consists of three parts: Management's Discussion and Analysis, Financial Statements, and Required Supplementary Information. The Financial Statements also include notes that explain in more detail some of the information in the financial statements.

Required Financial Statements

The Financial Statements of the Association report information about the Association using accounting methods similar to those used by private sector companies. These statements offer short and long-term financial information about its activities. The Balance Sheet includes all of the Association's assets and liabilities and provides information about the nature and amounts of investments in resources (assets) and the obligations to Association creditors (liabilities). It also provides the basis for computing rate of return, evaluating the capital structure of the Association and assessing the liquidity and financial flexibility of the Association. All of the current year's revenues and expenses are accounted for in the Statement of Revenues, Expenses, and Net Position. This statement measures the success of the Association's operations over the past year and can be used to determine whether the Association has successfully recovered all its costs through its user fees and other charges, profitability and credit worthiness. The final required financial statement is the Statement of Cash Flows. The primary purpose of this statement is to provide information about the Association's cash receipts and cash payments during the reporting period.

The statement reports cash receipts, cash payments, and net changes in cash resulting from operations, investing, and financing activities and provides answers to such questions as where did cash come from, what was cash used for, and what was the change in cash balance during the reporting period.

Financial Analysis of the Association

One of the most important questions asked about the Association's finances is "Is the Association as a whole better off or worse off as a result of the year's activities?" The Balance Sheet, and the Statement of Revenues, Expenses and Changes in Net Position report information about the Association's activities in a way that will help answer this question. These two statements report the net position of the Association and changes in them. You can think of the Association's net position-the difference between assets, deferred outflows and inflows and liabilities-as one way to measure financial health or financial position. Over time, increases or decreases in the Association's net position are one indicator of whether its financial health is improving or deteriorating. However, you will need to consider other non-financial factors such as changes in economic conditions, population declines, and competitive forms of entertainment.

Net Position

To begin our analysis, a summary of the Association's Balance Sheets is presented in the following:

**Condensed Balance Sheets
 (In Thousands of Dollars)**

	2016	2015	2014	Dollar Change
Assets				
Current and other assets	\$ 5,918	\$ 5,695	\$ 6,398	\$ 223
Capital assets	27,830	28,301	25,378	(471)
Total assets	<u>33,748</u>	<u>33,996</u>	<u>31,776</u>	<u>(248)</u>
Deferred Outflows of Resources	<u>239</u>	<u>152</u>	<u>-</u>	<u>87</u>
Total assets and deferred outflows of resources	<u>\$ 33,987</u>	<u>\$ 34,148</u>	<u>\$ 31,776</u>	<u>\$ (161)</u>
Liabilities				
Current liabilities	\$ 210	\$ 302	\$ 430	\$ (92)
Long-term debt outstanding	1,846	1,969	-	(123)
Other liabilities	734	718	33	16
Total liabilities	<u>2,790</u>	<u>2,989</u>	<u>463</u>	<u>(199)</u>
Deferred Inflow of Resources	<u>199</u>	<u>136</u>	<u>-</u>	<u>63</u>
Net Position				
Net invested in capital assets	25,874	26,223	25,378	(349)
Unrestricted	5,124	4,800	5,935	324
Total net position	<u>30,998</u>	<u>31,023</u>	<u>31,313</u>	<u>(25)</u>
Total liabilities, deferred inflows and net position	<u>\$ 33,987</u>	<u>\$ 34,148</u>	<u>\$ 31,776</u>	<u>\$ (161)</u>

North Dakota State Fair Association
Management's Discussion and Analysis
September 30, 2016 and 2015

#1
P52

The condensed balance sheet shows the categories of items that are owned and owed by the Association. Due to the implementation of GASB 68 in 2015, figures may not be comparable to the prior year for some areas of the financial statements. Total assets decreased by \$249 thousand mainly due to the depreciation of capital assets. The large capital projects that were completed in the prior year are now getting a full year's worth of depreciation. Total liabilities decreased \$108 thousand mainly due to the annual payment on the long-term bond.

Condensed Statements of Revenues, Expenses and Changes in Net Position
(In Thousands of Dollars)

	2016	2015	2014	Dollar Change
Operating Revenues				
Fair proceeds and other revenue	\$ 6,602	\$ 7,210	\$ 6,266	\$ (608)
Arena revenue	331	306	281	25
Other revenue	17	19	65	(2)
	<u>6,950</u>	<u>7,535</u>	<u>6,612</u>	<u>(585)</u>
Nonoperating Revenues				
Local grants	839	1,026	1,262	(187)
Interest and investment income	5	3	3	2
(Loss)/Gain on sale of fixed assets	-	(125)	(1)	125
	<u>844</u>	<u>904</u>	<u>1,264</u>	<u>(60)</u>
Total Revenue	<u>7,794</u>	<u>8,439</u>	<u>7,876</u>	<u>(645)</u>
Operating Expenses				
General expenses	4,703	4,975	4,145	(272)
Depreciation expense	1,635	1,517	1,316	118
Salaries, wages and vacation pay	1,841	1,834	1,782	7
Premiums, trophies and awards	253	296	284	(43)
	<u>8,432</u>	<u>8,622</u>	<u>7,527</u>	<u>(190)</u>
Non Operating Expenses				
Interest expense	64	42	-	22
Bond issuance costs	17	128	-	(111)
Amortization	(12)	(7)	-	(5)
	<u>69</u>	<u>163</u>	<u>-</u>	<u>(94)</u>
Total Expenses	<u>8,501</u>	<u>8,785</u>	<u>7,527</u>	<u>(284)</u>
Transfers -				
State Appropriations	<u>681</u>	<u>748</u>	<u>2,560</u>	<u>(67)</u>
Change in Net Position	(26)	402	2,909	(428)
Net Position, Beginning of Year, as restated	<u>31,023</u>	<u>30,621</u>	<u>28,413</u>	<u>402</u>
Net Position, End of Year	<u>\$ 30,997</u>	<u>\$ 31,023</u>	<u>\$ 31,322</u>	<u>\$ (26)</u>

The condensed statements of revenues, expenses and changes in net position shows both the revenue streams and expenditures associated with operating the Association. Total revenues decreased \$645 thousand mainly due to less local grant funding along with lower attendance at the Fair. The beginning net position in 2015 was adjusted to \$30,621 due to implementing GASB 68.

1 p 53

Capital Assets

As of September 30, 2016 and September 30, 2015, the Association had invested more than \$51 and \$50 million, respectively, in infrastructure including land, buildings, improvements and equipment. Approximately 96 percent of that total is related to land and structures. Maintenance and upkeep of those structures and improvements is a continual ongoing process for the Association. Annual yearly costs for building and grounds upkeep exceeded \$796 thousand in 2016 and \$825 thousand in 2015, excluding payroll costs for Association employees engaged in repair and upkeep procedures.

Current year additions to the capital asset category totaled approximately \$1 million. See footnote 6 for additional details.

Long-Term Bond Debt

At year-end 2016, the Association had \$1,800,000 in long term debt down from \$1,910,000 in fiscal year 2015. See footnote 7 for additional details.

Net Pension Liability

As of October 1, 2014, the Association adopted GASB Statement No. 68, *Accounting and Financial Reporting for Pensions* and GASB Statement No. 71 *Pension Transition for Contributions Made Subsequent to the Measurement Date*. The implementation of these standards requires governments calculate and report the costs and obligations associated with pensions in their basic financial statements. Employers are required to recognize pension amounts for all benefits provided through the plan which include the net pension liability, deferred outflows of resources, deferred inflows of resources, and pension expense. As a result of implementing this standard, the Association reported a net pension liability of \$704,238 at year end in 2016 and \$699,082 in 2015. See additional information in Note 9.

Economic Factors and Next Year's Operations

The North Dakota State Fair Association is in the entertainment business, and as such is dependent upon many factors affecting the entertainment spending decisions of its customers. Factors such as condition of the agriculture economy, oil industry, Minot Air Force Base, Canadian exchange rates, weather, and competing entertainment providers such as casinos can all have significant impact on turnout for the annual State Fair.

Contacting the Association's Financial Manager

This financial report is designed to provide our state citizens, customers, and creditors with a general overview of the Association's finances and to demonstrate the Association's accountability for the money it receives. If you have questions about this report or need additional financial information, contact the North Dakota State Fair Association office at P.O. Box 1796, Minot, ND 58702-1796.

#1 P57

This page intentionally left blank

North Dakota State Fair Association
Statement of Net Position
Year Ended September 30, 2016

#1 P55

	Primary Government Business-Type	Component Unit State Fair
Current Assets		
Cash and cash equivalents	\$ 5,767,795	\$ 121,391
Accounts receivable, net of allowance for uncollectible accounts of \$3,000 in 2016 and \$500 in 2015	97,173	-
Prepaid items	52,416	-
Total current assets	5,917,384	121,391
Noncurrent Assets		
Capital assets not being depreciated		
Land	390,816	1,000,000
Capital assets being depreciated		
Infrastructure	7,642,094	-
Buildings	41,256,011	-
Equipment	1,963,232	-
Less accumulated depreciation	(23,422,001)	-
Total noncurrent assets	27,830,152	1,000,000
Other Assets		
Restricted cash	-	34,460
Note receivable	-	925,000
Total other assets	-	959,460
Deferred Outflows of Resources	239,028	-
Total assets and deferred outflows of resources	\$ 33,986,564	\$ 2,080,851
Current Liabilities		
Trade accounts payable	\$ 34,731	\$ -
Current portion of accrued employee leave	65,000	-
Current portion of bonds payable	110,000	-
Total current liabilities	209,731	-
Noncurrent Liabilities		
Accrued employee leave, net of current portion	29,118	-
Bonds payable, net of unamortized premium of \$156,314 in 2016 and \$168,574 in 2015	1,846,314	-
Net pension liability	704,238	-
Total noncurrent liabilities	2,579,670	-
Deferred Inflow of Resources	199,384	-
Net Position		
Net investment in capital assets	25,873,838	-
Permanently Restricted Endowment		1,959,492
Unrestricted	5,123,941	121,359
Total net position	30,997,779	2,080,851
Total liabilities, deferred inflows of resources and net position	\$ 33,986,564	\$ 2,080,851

North Dakota State Fair Association

Statement of Net Position
Year Ended September 30, 2015

#1
p56

	Primary Government <u>Business-Type</u>	Component Unit <u>State Fair</u>
Current Assets		
Cash and cash equivalents	\$ 5,522,423	\$ 88,620
Accounts receivable, net of allowance for uncollectible accounts of \$3,000 in 2016 and \$500 in 2015	118,893	-
Prepaid items	52,847	-
Total current assets	<u>5,694,163</u>	<u>88,620</u>
Noncurrent Assets		
Capital assets not being depreciated		
Land	390,816	1,000,000
Construction work in progress	3,000	-
Capital assets being depreciated		
Infrastructure	7,098,515	-
Buildings	40,699,873	-
Equipment	1,902,390	-
Less accumulated depreciation	(21,793,108)	-
Total noncurrent assets	<u>28,301,486</u>	<u>1,000,000</u>
Other Assets		
Restricted cash	-	74,500
Note receivable	-	625,000
Total other assets	<u>-</u>	<u>699,500</u>
Deferred Outflows of Resources		
	152,090	-
Total assets and deferred outflows of resources	<u>\$ 34,147,739</u>	<u>\$ 1,788,120</u>
Current Liabilities		
Trade accounts payable	\$ 45,092	\$ -
Current portion of accrued employee leave	65,000	-
Current portion of bonds payable	110,000	-
Retainage Payable	81,504	-
Total current liabilities	<u>301,596</u>	<u>-</u>
Noncurrent Liabilities		
Accrued employee leave, net of current portion	18,910	-
Bo Bonds payable, net of unamortized premium of \$156,314 in 2016 and \$168,574 in 2015	1,968,574	-
Net pension liability	699,082	-
Total noncurrent liabilities	<u>2,686,566</u>	<u>-</u>
Deferred Inflow of Resources		
	136,464	-
Net Position		
Net investment in capital assets	26,222,912	-
Permanently Restricted Endowment	-	1,699,500
Unrestricted	4,800,201	88,620
Total net position	<u>31,023,113</u>	<u>1,788,120</u>
Total liabilities, deferred inflows of resources and net position	<u>\$ 34,147,739</u>	<u>\$ 1,788,120</u>

North Dakota State Fair Association
Statement of Activities
Year Ended September 30, 2016

Functions/Programs	Expenses	Program Revenues			Net (Expense) Revenue and Change in Net Position	
		Charges For	Operating	Capital Grants	Primary Business-Type	Component State Fair
Primary Government						
Business-Type Activities						
State Fair Association	\$ 8,512,763	\$ 6,949,904	\$ 839,496	\$ -	\$ (723,363)	\$ -
Component Unit						
State Fair Foundation	<u>43,392</u>	<u>36,154</u>	<u>21,320</u>	<u>260,000</u>	<u>-</u>	<u>274,082</u>
Total Government	<u>\$ 8,556,155</u>	<u>\$ 6,986,058</u>	<u>\$ 860,816</u>	<u>\$ 260,000</u>	<u>(723,363)</u>	<u>274,082</u>
					681,126	-
State appropriations					4,643	18,649
Investment earnings					12,260	-
Amortization of bond premium						
Total general revenues					<u>698,029</u>	<u>18,649</u>
Change in net position					(25,334)	292,731
Net position, October 1					<u>31,023,113</u>	<u>1,788,120</u>
Net position, September 30					<u>\$ 30,997,779</u>	<u>\$ 2,080,851</u>

10

1
957

North Dakota State Fair Association
Statement of Activities
Year Ended September 30, 2015

Functions/Programs	Expenses	Program Revenues			Net (Expense) Revenue and Change in Net Position	
		Charges For	Operating	Capital Grants	Primary Business-Type	Component State Fair
Primary Government Business-Type Activities						
State Fair Association	\$ 8,916,176	\$ 7,534,717	\$ 1,026,155	\$ -	\$ (355,304)	\$ -
Component Unit						
State Fair Foundation	38,274	38,287	16,809	798,591	-	815,413
Total Government	<u>\$ 8,954,450</u>	<u>\$ 7,573,004</u>	<u>\$ 1,042,964</u>	<u>\$ 798,591</u>	<u>(355,304)</u>	<u>815,413</u>
					747,815	-
					2,778	3,159
					7,152	-
					757,745	3,159
					402,441	818,572
					30,620,672	969,548
					\$ 31,023,113	\$ 1,788,120

See Notes to Financial Statements

#158

#1
p 59

	<u>2016</u>	<u>2015</u>
Assets and Deferred Outflows of Resources		
Current Assets		
Cash and cash equivalents	\$ 5,767,795	\$ 5,522,423
Accounts receivable, net of allowance for uncollectible accounts of \$3,000 in 2016 and \$500 in 2015	97,173	118,893
Prepaid items	<u>52,416</u>	<u>52,847</u>
Total current assets	<u>5,917,384</u>	<u>5,694,163</u>
Noncurrent Assets		
Capital assets not being depreciated		
Land	390,816	390,816
Construction work in progress	-	3,000
Capital assets being depreciated		
Infrastructure	7,642,094	7,098,515
Buildings	41,256,011	40,699,873
Equipment	1,963,232	1,902,390
Less accumulated depreciation	<u>(23,422,001)</u>	<u>(21,793,108)</u>
Total noncurrent assets	<u>27,830,152</u>	<u>28,301,486</u>
Total assets	<u>33,747,536</u>	<u>33,995,649</u>
Deferred Outflows of Resources	<u>239,028</u>	<u>152,090</u>
	<u>\$ 33,986,564</u>	<u>\$ 34,147,739</u>

#1 P 60

North Dakota State Fair Association

Balance Sheets

September 30, 2016 and 2015

	2016	2015
Liabilities, Deferred Inflow of Resources and Net Position		
Current Liabilities		
Trade accounts payable	\$ 34,731	\$ 45,092
Current portion of accrued employee leave	65,000	65,000
Current portion of bonds payable	110,000	110,000
Retainage Payable	-	81,504
Total current liabilities	209,731	301,596
Noncurrent Liabilities		
Accrued employee leave, net of current portion	29,118	18,910
Bonds payable, net of unamortized premium of \$156,314 in 2016 and \$168,574 in 2015	1,846,314	1,968,574
Net pension liability	704,238	699,082
Total noncurrent liabilities	2,579,670	2,686,566
Total liabilities	2,789,401	2,988,162
Deferred Inflow of Resources	199,384	136,464
Net Position		
Net investment in capital assets	25,873,838	26,222,912
Unrestricted	5,123,941	4,800,201
Total net position	30,997,779	31,023,113
	\$ 33,986,564	\$ 34,147,739

#1 p 61

North Dakota State Fair Association
Statements of Revenues, Expenses and Changes in Net Position
Years Ended September 30, 2016 and 2015

	<u>2016</u>	<u>2015</u>
Operating Revenues		
Fair proceeds and other revenue	\$ 6,601,947	\$ 7,209,324
Arena revenue	330,873	306,399
Other revenue	17,084	18,994
	<u>6,949,904</u>	<u>7,534,717</u>
Operating Expenses		
General expenses	4,702,261	4,975,226
Depreciation expense	1,635,102	1,516,979
Salaries, wages and vacation pay	1,841,097	1,833,741
Premiums, trophies and awards	253,548	295,727
	<u>8,432,008</u>	<u>8,621,673</u>
Operating Loss	<u>(1,482,104)</u>	<u>(1,086,956)</u>
Nonoperating Revenues (Expenses)		
Local grants	839,496	1,026,155
Interest and investment income	4,643	2,778
Amortization of bond premium	12,260	7,152
Loss on disposal of fixed assets	-	(125,004)
Interest expense	(64,050)	(41,944)
Bond fees	(16,705)	(127,555)
	<u>775,644</u>	<u>741,582</u>
Loss Before Transfers	(706,460)	(345,374)
Transfers - State Appropriations	<u>681,126</u>	<u>747,815</u>
Change in Net Position	(25,334)	402,441
Net Position, Beginning of Year, as restated (See Note 6)	<u>31,023,113</u>	<u>30,620,672</u>
Net Position, End of Year	<u>\$ 30,997,779</u>	<u>\$ 31,023,113</u>

#1

North Dakota State Fair Association
Statements of Cash Flows
Years Ended September 30, 2016 and 2015

p 62

	2016	2015
Operating Activities		
Cash received from customers	\$ 6,971,624	\$ 7,710,782
Cash payments for goods and services	(4,965,739)	(5,559,609)
Cash payments to employees	(1,849,751)	(1,846,617)
Net Cash from Operating Activities	156,134	304,556
Non-Capital Financing Activities		
Local grants received	839,496	1,026,155
State appropriations received	247,665	285,000
Net Cash from Non-Capital Financing Activities	1,087,161	1,311,155
Capital and Related Financing Activities		
Payments for capital acquisitions	(1,245,272)	(4,625,772)
State appropriations received	433,461	462,815
FEMA flood assistance received	-	71,408
Proceeds from sale of fixed assets	-	76,000
Payments for flood expenditures	-	-
Proceeds from bond issuance	-	1,945,000
Premium received on bonds	-	175,726
Bond fees	(16,705)	(127,555)
Principal payments on bonds	(110,000)	(35,000)
Interest paid	(64,050)	(41,944)
Net Cash used for Capital and Related Financing Activities	(1,002,566)	(2,099,322)
Investing Activities		
Receipts of interest and dividends	4,643	2,778
Net Cash from Investing Activities	4,643	2,778
Net Change in Cash and Cash Equivalents	245,372	(480,833)
Cash and Cash Equivalents, Beginning of Year	5,522,423	6,003,256
Cash and Cash Equivalents, End of Year	\$ 5,767,795	\$ 5,522,423

#1 p 63

North Dakota State Fair Association
 Statements of Cash Flows
 Years Ended September 30, 2016 and 2015

	2016	2015
Reconciliation of Operating Income to Net Cash from Operating Activities		
Operating loss	\$ (1,482,104)	\$ (1,086,956)
Adjustments to reconcile operating loss to net cash from operating activities		
Depreciation	1,635,102	1,516,979
Adjustment to pension expense	(18,862)	(9,075)
Provision for uncollectible accounts	2,500	(49,500)
Changes in operating assets and liabilities		
Customer receivables	19,220	225,565
Prepaid expenses	431	(24,204)
Trade accounts payable	(10,361)	(264,452)
Accrued leave	10,208	(3,801)
Net Cash from Operating Activities	\$ 156,134	\$ 304,556
 Supplemental Disclosure of Noncash Capital Financing Activities		
Value received for trade of capital assets	\$ 14,125	\$ 14,212

North Dakota State Fair Association
Statement of Appropriations
Years Ended September 30, 2016 and 2015

	2013-2015 <u>Appropriation</u>	7/1/2013- 9/30/2013 <u>Expenditures</u>	10/1/2013- 9/30/2014 <u>Expenditures</u>	10/1/2014- 6/30/2015 <u>Expenditures</u>	2015-2017 <u>Appropriation</u>	7/1/2015- 9/30/2015 <u>Expenditures</u>	10/1/2015- 9/30/2016 <u>Expenditures</u>	Unexpended Appropriations at 9/30/2016
Debt Service	\$ -	\$ -	\$ -	\$ -	\$ -	\$ -	\$ -	\$ -
Asphalt	2,750,000	-	2,287,185	462,815	467,250	-	433,461	33,789
Premiums	<u>546,000</u>	<u>273,000</u>	<u>285,000</u>	<u>-</u>	<u>532,665</u>	<u>285,000</u>	<u>247,665</u>	<u>-</u>
	<u>\$ 3,296,000</u>	<u>\$ 273,000</u>	<u>\$ 2,572,185</u>	<u>\$ 462,815</u>	<u>\$ 999,915</u>	<u>\$ 285,000</u>	<u>\$ 681,126</u>	<u>\$ 33,789</u>

The following schedule shows the appropriated and non-appropriated portion of premiums, operating expenses, interest expense and bond costs for the two-year period ended September 30, 2016. Non-appropriated expenditures are made in accordance with NDCC 4-02.1-15.

	FY 2016 <u>Appropriated</u>	FY 2016 <u>Non-appropriated</u>	FY 2015 <u>Appropriated</u>	FY 2015 <u>Non-appropriated</u>	Fiscal Years 2015-2016 Total
Premiums	\$ 247,665	\$ 5,883	\$ 285,000	\$ 10,727	\$ 549,275
Operating expenses	-	8,178,460	-	8,325,946	16,504,406
Bond issuance costs	-	16,705	-	127,555	144,260
Interest expenses	-	64,050	-	41,944	105,994
Asphalt	<u>433,461</u>	<u>32,396</u>	<u>462,815</u>	<u>32,396</u>	<u>961,068</u>
	<u>\$ 681,126</u>	<u>\$ 8,297,494</u>	<u>\$ 747,815</u>	<u>\$ 8,538,568</u>	<u>\$ 18,265,003</u>

#1
P 6A

Note 1 - Nature of Operations and Summary of Significant Accounting Policies

The North Dakota State Fair Association is an Enterprise Fund of the State of North Dakota. The purpose of the State Fair Association is to conduct an annual exhibition of the state's resources and products in order to promote the state.

The accompanying financial statements of the North Dakota State Fair Association follow the pronouncements of the Governmental Accounting Standards Board (GASB), which is the nationally accepted standard-setting body for establishing generally accepted accounting principles for governmental entities.

The accounting policies of the North Dakota State Fair Association conform to generally accepted accounting principles as applicable to local governmental units. The following is a summary of the more significant policies:

Reporting Entity

For financial reporting purposes, the North Dakota State Fair Association has included all funds, and has considered all potential component units for which the North Dakota State Fair Association is financially accountable, and other organizations for which the nature and significance of their relationship with the North Dakota State Fair Association are such that exclusion would cause the North Dakota State Fair Association's financial statements to be misleading or incomplete.

The Governmental Accounting Standards Board has set forth criteria to be considered in evaluating the nature and significance of the relationship such that exclusion would cause the financial statements to be misleading or incomplete. This criteria includes (1) being a legally separate, tax-exempt organization, (2) the economic resources received or held by the separate organization are entirely or almost entirely for the direct benefit of the primary government, (3) the primary government is entitled to, or has the ability to otherwise access, a majority of the economic resources received or held by the separate organization, and (4) the economic resources received or held by an individual organization that the primary government is entitled to, or has the ability to otherwise access, are significant to the primary government.

Based upon the criteria of the Governmental Accounting Standards Board, the North Dakota State Fair Foundation is a component unit of the Association that should be presented discretely. It is considered part of the Association's reporting entity because of the significance of its relationship with the Association. The North Dakota State Fair Foundation's mission is to develop lifelong relationships with donors to secure philanthropic gifts that will enhance and support the work of the North Dakota State Fair.

Component Unit

In conformity with GAAP, the financial statements of the component unit have been included in the financial reporting entity as a discretely presented component unit.

Discretely Presented Component Unit-The component unit column in the government-wide financial statements includes the financial data of the Association's one component unit, North Dakota State Fair Foundation. This unit is reported in a separate column to emphasize that it is legally separate from the Association.

North Dakota State Fair Foundation, a nonprofit organization, was established to develop lifelong relationships with donors to secure philanthropic gifts that will enhance and support the work of the North Dakota State Fair Association. The Foundation's major sources of revenue include endowments and cash contributions. The Foundation prepares its financial statements in accordance with accounting principles generally accepted in the United States of America.

Revenue Recognition

Revenue is recognized on the accrual basis for financial reporting.

Infrastructure, Buildings, and Equipment

Infrastructure, buildings and equipment are stated at cost except for donated assets which are reported at fair value on the date received. Expenditures exceeding \$5,000 for renewals and improvements that significantly add to the productive capacity or extend the useful life of an asset are capitalized. Expenditures for maintenance, repairs and improvements less than \$5,000 are currently charged to expense.

Depreciation is provided for over the estimated useful lives of the individual assets using the straight-line method. The estimated useful lives used in the computation of depreciation are as follows:

Infrastructure	5-25 years
Buildings	20-40 years
Equipment	3-15 years

Cash and Cash Equivalents

For purposes of reporting cash flows, the Association considers all Treasury bills, commercial paper, certificates of deposit and money market funds which have an original maturity of three months or less to be cash equivalents.

Accounts Receivable

Accounts receivable are carried at original invoice amount less a reserve estimate made for doubtful accounts. Management's estimate of the allowance for doubtful accounts is based on historical loss levels and an analysis of the collectability of individual accounts. Accounts receivable are due within 30 days after which they are charged interest at 18% annually.

Prepaid Items

Certain payments to vendors reflect costs applicable to future accounting periods and are recorded as prepaid items in the fund financial statements.

Operating Revenues

For purposes of differentiating operating revenues from non-operating revenues, the Association considers support received from the City of Minot and Ward County to be non-operating revenues. The stated purpose of the support from the mentioned entities is to help offset the operating expenses related to the fair and arena activities. Expenses related to the maintenance and operations of these facilities are classified as operating expenses.

Restricted Resources

It is the Association's policy to first apply restricted resources when an expense is incurred for which both restricted and unrestricted resources are available.

Unrestricted Net Assets – Foundation

This included unrestricted resources, which represents the portion of expendable funds that are available for the support of the Foundation's operations.

Permanently Restricted Net Assets – Foundation

Permanently restricted net assets represent net assets resulting from contributions, whose use by the organization is limited by donor-imposed stipulations that neither expire by passage of time nor can be fulfilled or otherwise removed by actions of the organizations.

Notes Receivable – Foundation

See Note 4 to the financial statements for details pertaining to notes receivable. The Foundation provides an allowance for doubtful collections, which is based upon a review of outstanding receivables. As of September 30, 2016, there was no portion of notes receivable determined to be uncollectible, and therefore, no allowance was necessary.

Restricted Cash – Foundation

This consists of cash collected as part of permanently restricted endowments that has not been invested in land or notes receivable.

Income Taxes - Foundation

North Dakota State Fair Foundation is exempt from federal income taxes under Section 501(c)(3) of the Internal Revenue Code. In Addition, the agency has been determined by the Internal Revenue Service not to be a private foundation within the Section 509(a) of the code.

The Foundation's policy is to evaluate the likelihood that its uncertain tax positions will prevail upon examination based on the extent to which those positions have substantial support with the Internal Revenue Code and Regulations, Revenue Rulings, court decisions and other evidence.

Compensated Absences

Employees accrue annual leave at a rate of eight hours per month for the first three years of continuous service. The accrual rate is increased to ten hours per month after three years, twelve hours per month after seven years, fourteen hours per month after thirteen years, and sixteen hours per month after eighteen years of service. The maximum amount of leave that may be carried forward each calendar year is 240 hours. All unpaid leave is payable upon termination.

Permanent employees also earn sick leave at a rate of eight hours per month. Sick leave is being carried over from year to year. If an employee leaves after ten continuous years of service, the employee will be paid for ten percent of any unused accumulated sick leave.

#1 p68

Estimates

Management uses estimates and assumptions in preparing financial statements in accordance with generally accepted accounting principles. Those estimates and assumptions affect the reported amounts of assets and liabilities, the disclosure of contingent assets and liabilities, and the reported revenues and expenses. Actual results could vary from the estimates that were used.

Subsequent Events

The North Dakota State Fair Association has evaluated subsequent events through November 4, 2016 the date which the financial statements were available to be issued.

Deferred Outflows and Inflows of Resources

In addition to assets, the balance sheet will sometimes report a separate section for deferred outflows of resources. This separate financial statement element, *deferred outflows of resources*, represents a consumption of net position that applies to a future period(s) and so will *not* be recognized as an outflow of resources (expense/expenditure) until then.

In addition to liabilities, the balance sheet will sometimes report a separate section for deferred inflows of resources. This separate financial statement element, *deferred inflows of resources*, represent an acquisition of net position that applies to a future period(s) and so will *not* be recognized as an inflow of resources (revenue) until that time. See Note 9 for additional information.

Pensions

For purposes of measuring the net pension liability, deferred outflows/inflows of resources and pension expense, information about the fiduciary net position of the North Dakota Public Employee Retirement System (NDPERS) and additions to/deductions from NDPERS's fiduciary net position have been determined on the same basis as they are reported by the NDPERS. For this purpose, benefit payments (including refunds of employee contributions) are recognized when due and payable in accordance with the benefit terms. Investments are reported at fair value.

Note 2 - Advertising Costs

Advertising costs are expensed as incurred. Total advertising expense for the years ended September 30, 2016 and 2015, is \$361,223 and \$340,035, respectively.

Note 3 - Cash

Custodial and Concentration of Credit Risk

State law generally requires that all state funds be deposited in the Bank of North Dakota. NDCC 21-04-02 provides that public funds belonging to or in the custody of the state shall be deposited in the Bank of North Dakota. Also, NDCC 6-09-07 states, "all state funds... must be deposited in the Bank of North Dakota" or must be deposited in accordance with constitutional and statutory provisions.

Custodial credit risk for deposits is the risk that, in the event of the failure of a depository financial institution, the State Fair Association will not be able to recover deposits or will not be able to recover collateral securities that are in the possession of an outside party. The State Fair Association does not have a formal policy that limits custodial credit risk for deposits. Deposits held with Bremer Bank are covered by depository insurance. The State Fair Association's remaining deposits are uncollateralized and held on deposit at the Bank of North Dakota and are guaranteed by the State of North Dakota (NDCC Section 6-09-10).

Foundation

At September 30, 2016, the State Fair Foundation, a discretely presented component unit of the State Fair Association, had a carrying amount of deposits of \$155,852 all of which was covered by Federal Depository Insurance.

Details pertaining to unrestricted cash for the year ended September 30, 2016 are as follows:

Bank	Type	2016	2015
Wells Fargo	Checking-Operations	\$ 114,621	\$ 88,620
Wells Fargo	Checking-Interest	6,770	-
		<u>\$ 121,391</u>	<u>\$ 88,620</u>

Details pertaining to restricted cash for the year ended September 30, 2016 are as follows:

Bank	Type	2016	2015
Wells Fargo	Checking-Endowment	<u>\$ 34,460</u>	<u>\$ 74,500</u>

Note 4 - Notes Receivable – Foundation

The North Dakota State Fair Foundation’s endowed notes require interest only payments with full principal due on maturity. The Foundation’s endowed notes receivable consists of the following:

<u>Payee</u>	<u>Note Balance</u>	<u>Rate</u>	<u>Due</u>	<u>Collateral</u>
Golf Minot, Inc.	\$ 500,000	2.50%	July 1, 2025	Unsecured
Golf Minot, Inc.	125,000	2.50%	August 10, 2025	Unsecured
Golf Minot, Inc.	50,000	2.50%	November 1, 2025	Unsecured
Golf Minot, Inc.	100,000	2.50%	December 31, 2025	Unsecured
Golf Minot, Inc.	100,000	2.50%	June 16, 2026	Unsecured
Golf Minot, Inc.	<u>50,000</u>	2.50%	September 30, 2026	Unsecured
	<u>\$ 925,000</u>			

Note 5 - Endowments - Foundation

The Foundation’s endowment consists of a fund established as a permanent endowment for such purposes as the Foundation determines prudent. Its endowment includes donor-restricted funds. As required by generally accepted accounting principles, net assets associated with endowment funds are classified and reported based on the existence or absence of donor-imposed restrictions.

The Board of Directors of the Foundation has interpreted the State Prudent Management of Institutional Funds Act (SPMIFA) as requiring the preservation of the fair value of the original gift as of the gift date of the donor-restricted endowment funds absent explicit donor stipulations to the contrary. As a result of this interpretation, the Foundation classifies as permanently restricted net assets (a) the original value of gifts donated to the permanent endowment, (b) the original value of subsequent gifts to the permanent endowment, and (c) accumulations to the permanent endowment made in accordance with the direction of the applicable donor gift instrument at the time the accumulation is added to the fund. The remaining portion of the donor-restricted endowment fund that is not classified in permanently restricted net assets is classified as temporarily restricted net assets until those amounts are appropriated for expenditure by the Foundation in a manner consistent with the standard of prudence prescribed by SPMIFA. In accordance with SPMIFA, the Foundation considers the following factors in making a determination to be appropriate or accumulate donor-restricted endowment funds: (1) the duration and preservation of the various funds, (2) the purposes of the donor-restricted endowment funds, (3) general economic conditions, (4) the possible effect of inflation and deflation, (5) the expected total return from income and the appreciation of investments, (6) other resources of the Foundation, and (7) the Foundations investment policies.

The Board of Directors has authorized the spending of all prior accumulated interest and dividend earnings from donor-restricted endowment funds as allowed. All earnings from donor-restricted funds are classified as temporarily restricted until they are spent.

Endowment net asset composition by type of fund as of September 30, 2016 is as follows:

	Permanently Restricted 2016	Permanently Restricted 2015
	<u>2016</u>	<u>2015</u>
Beginning Endowment Net Assets	\$ 1,699,500	\$ 900,901
Endowment Contributions	260,000	798,591
Interest	<u>19</u>	<u>8</u>
Ending Endowment Net Assets	<u>\$ 1,959,492</u>	<u>\$ 1,699,500</u>

Note 6 - Capital Assets

The components and changes in components of capital assets of the Association at September 30, 2016 and 2015 are as follows:

	Balance 09/30/15	Additions/ Depreciation Expense	Deletions	Balance 09/30/16
	<u>09/30/15</u>	<u>Expense</u>	<u>Deletions</u>	<u>09/30/16</u>
Capital Assets Not Being Depreciated				
Land	\$ 390,816	\$ -	\$ -	\$ 390,816
Construction work in progress	3,000	-	(3,000)	-
Capital Assets Being Depreciated				
Infrastructure	7,098,515	543,579	-	7,642,094
Buildings	40,699,873	557,007	(869)	41,256,011
Equipment	1,902,390	80,308	(19,466)	1,963,232
	<u>50,094,594</u>	<u>1,180,894</u>	<u>(23,335)</u>	<u>51,252,153</u>
Less accumulated depreciation				
Infrastructure	(2,767,361)	(295,120)	-	(3,062,481)
Buildings	(17,486,423)	(1,254,157)	869	(18,739,711)
Equipment	(1,539,324)	(85,825)	5,340	(1,619,809)
	<u>(21,793,108)</u>	<u>(1,635,102)</u>	<u>6,209</u>	<u>(23,422,001)</u>
Net	<u>\$ 28,301,486</u>	<u>\$ (454,208)</u>	<u>\$ (17,126)</u>	<u>\$ 27,830,152</u>

#1

North Dakota State Fair Association

Notes to Financial Statements
September 30, 2016 and 2015

	Balance 09/30/14	Additions/ Depreciation Expense	Deletions	Balance 09/30/15
Capital Assets Not Being Depreciated				
Land	\$ 390,816	\$ -	\$ -	\$ 390,816
Construction work in progress	-	3,377,779	(3,374,779)	3,000
Capital Assets Being Depreciated				
Infrastructure	3,933,816	3,732,137	(567,438)	7,098,515
Buildings	36,554,363	4,281,935	(136,425)	40,699,873
Equipment	1,986,013	16,712	(100,335)	1,902,390
	<u>42,865,008</u>	<u>11,408,563</u>	<u>(4,178,977)</u>	<u>50,094,594</u>
Less accumulated depreciation				
Infrastructure	(2,889,384)	(285,377)	407,400	(2,767,361)
Buildings	(16,437,478)	(1,144,410)	95,465	(17,486,423)
Equipment	(1,538,248)	(87,192)	86,116	(1,539,324)
	<u>(20,865,110)</u>	<u>(1,516,979)</u>	<u>588,981</u>	<u>(21,793,108)</u>
Net	<u>\$ 21,999,898</u>	<u>\$ 9,891,584</u>	<u>\$ (3,589,996)</u>	<u>\$ 28,301,486</u>

The components and changes in components of capital assets of the Foundation at September 30, 2016 and 2015 is as follows:

	Balance 09/30/15	Additions/ Depreciation Expense	Deletions	Balance 09/30/16
Capital Assets Not Being Depreciated				
Land	<u>\$ 1,000,000</u>	<u>\$ -</u>	<u>\$ -</u>	<u>\$ 1,000,000</u>

Note 7 - Long - Term Debt

Changes in Bonds Payable and Accrued Employee Leave

The following is a summary of changes in bonds payable and accrued employee leave for the year ended September 30, 2016 and 2015:

	Balance 09/30/15	Additions	Retirements	Balance 09/30/16	Current Portion
Bonds Payable	\$ 1,910,000	\$ -	\$ (110,000)	\$ 1,800,000	\$ 110,000
Accrued Employee Leave	83,910	73,654	(63,446)	94,118	65,000
	<u>\$ 1,993,910</u>	<u>\$ 73,654</u>	<u>\$ (173,446)</u>	<u>\$ 1,894,118</u>	<u>\$ 175,000</u>

#1
P73

North Dakota State Fair Association
Notes to Financial Statements
September 30, 2016 and 2015

	Balance 09/30/14	Additions	Retirements	Balance 09/30/15	Current Portion
Bonds Payable	\$ -	\$ 1,945,000	\$ (35,000)	\$ 1,910,000	\$ 110,000
Accrued Employee Leave	87,711	64,910	(68,711)	83,910	65,000
	<u>\$ 87,711</u>	<u>\$ 2,009,910</u>	<u>\$ (103,711)</u>	<u>\$ 1,993,910</u>	<u>\$ 175,000</u>

Capital Financing Program Bonds Series 2015A

Interest on the 2015A Series Bonds is payable semi-annually on June 1 and December 1 of each year. The bonds maturing on June 1, 2029 are not subject to optional redemption prior to maturity except under extraordinary circumstances. The bonds are presented on the balance sheet net of unamortized premium of \$156,314 and \$168,574, for the year ended September 30, 2016 and 2015, respectively. The bonds are secured by the Association's net revenues and by the lodging tax proceeds received from the City of Minot.

Minimum principal and interest payments required on 2015A Series Bonds are as follows:

<u>Year Ended September 30,</u>	<u>Principal</u>	<u>Interest</u>	<u>Total</u>
2017	\$ 115,000	\$ 61,850	\$ 176,850
2018	120,000	58,400	178,400
2019	120,000	54,800	174,800
2020	125,000	51,200	176,200
2021	130,000	47,450	177,450
2022-2026	700,000	175,800	875,800
2027-2030	490,000	39,800	529,800
	<u>\$ 1,800,000</u>	<u>\$ 489,300</u>	<u>\$ 2,289,300</u>

Note 8 - Appropriations

The North Dakota State Fair Association receives premium appropriations from the State of North Dakota. These premium appropriations are restricted for the purpose of providing premiums to fair exhibition winners. Premium appropriations expended for the years ended September 30, 2016 and 2015, were \$247,665 and \$285,000 respectfully.

The North Dakota State Fair has been appropriated \$467,250 for the purpose of replacing asphalt during the 2015-2017 biennium. Asphalt appropriations expended for the year ended September 30, 2016 was \$433,461. No appropriations were expended for September 30, 2015 relating to that appropriation.

1 p 14

Note 9 - Pensions

North Dakota State Fair Association participates in the North Dakota Public Employees Retirement System (PERS) administered by the State of North Dakota. PERS is an agency of the State of North Dakota financial reporting entity and is included in the State of North Dakota's Comprehensive Annual Financial Report. The following is a brief description of the plans, for general information only. Participants should refer to NDCC Chapter 54-52 for more complete information.

Defined Benefit Pension Plan

PERS is a cost-sharing multiple-employer defined benefit pension plan covering most classified employees of North Dakota State Fair Association. The plan provides pension, disability and death benefits. The cost to administer the plan is financed through the contributions and investment earnings of the plan. Responsibility for administration of the NDPERS defined benefit pension plan is assigned to a Board comprised of seven members. The Board consists of a Chairman, who is appointed by the Governor, one member appointed by the Attorney General; one member appointed by the State Health Officer; three members elected by the active membership of the NDPERS system; and one member elected by the retired public employees.

Benefit and contribution provisions are administered in accordance with chapter 54-52 of the NDCC. The System has no provisions or policies with respect to automatic and ad hoc post-retirement benefit increases. Members of the main system are entitled to unreduced monthly pension benefits beginning when the sum of age and years of credited service equal or exceed 85 (Rule of 85), or at normal retirement age (65). The annual pension benefit is equal to 2.00% of their average monthly salary, using the highest 36 months out of the last 180 months of service, for each year of service. The Plan permits early retirement at ages 55-64 with three or more years of service.

Members may elect to receive the pension benefits in the form of a single life, joint and survivor, term-certain annuity, or partial lump sum with ongoing annuity. Members may elect to receive the value of their accumulated contributions, plus interest, as a lump sum distribution upon retirement or termination, or they may elect to receive their benefits in the form of an annuity. For each member electing an annuity, total payment will not be less than the member's accumulated contributions plus interest.

Death and Disability Benefits

Benefit and contribution provisions are administered in accordance with chapter 54-52 of the NDCC. If an active member dies with less than three years of service, a death benefit equal to the value of the member's accumulated contributions, plus interest, is paid to the member's beneficiary. If the member has earned more than three years of credited service, the surviving spouse will be entitled to a single payment refund, life-time monthly payment in an amount equal to 50% of the member's accrued normal retirement benefit, or monthly payments in an amount equal to the member's accrued 100% Joint and Survivor retirement benefit if the member had reached normal retirement age prior to date of death. If the surviving spouse dies before the member's accumulated pension benefits are paid, the balance will be payable to the surviving spouse's beneficiary.

This state statute requires contributions be made to the plan by either the employee or the employer under a "salary reduction" agreement. North Dakota State Fair Association has implemented a salary reduction agreement and is currently contributing 4% of the employees' share. The required contributions are determined using an entry age normal actuarial funding method. The North Dakota Retirement Board was created by the State Legislature and is the governing authority of PERS. North Dakota State Fair Association's required and actual contributions to PERS defined benefit pension plan for fiscal years ending September 30, 2016, 2015, and 2014, totaled \$132,691, \$129,425, and \$121,011, respectively.

Eligible members who become totally disabled after a minimum of 180 days of service, receive monthly disability benefits equal to 25% of their final average salary with a minimum benefit of \$100. To qualify under this section, the member has to become disabled during the period of eligible employment and apply for benefits within one year of termination. The definition of disabled is set by the NDPERS in the North Dakota Administrative Code.

Refunds of Member Account Balance

Upon termination, if a member of the Main System is not vested (is not 65 or does not have three years of service), they will receive the accumulated member contributions and vested employer contributions, plus interest, or may elect to receive this amount at a later date. If the member has vested, they have the option of applying for a refund or can remain as a terminated vested participant. If a member terminated and withdrew their accumulated member contribution and is subsequently reemployed, they have the option of repurchasing their previous service.

The member's account balance includes the vested employer contributions equal to the member's contributions to an eligible deferred compensation plan. The minimum member contribution is \$25 and the maximum may not exceed the following:

- 1 to 12 months of service – Greater of one percent of monthly salary or \$25
- 13 to 25 months of service – Greater of two percent of monthly salary or \$25
- 25 to 36 months of service – Greater of three percent of monthly salary or \$25
- Longer than 36 months of service – Greater of four percent of monthly salary or \$25

Member and Employer Contributions

Member and employer contributions paid to NDPERS are set by statute and are established as a percent of covered compensation. Member contribution rates are 7% and employer contribution rates are 7.12% of covered compensation.

Pension Liabilities, Pension Expense, and Deferred Outflows of Resources and Deferred Inflows of Resources Related to Pensions

At September 30, 2016 and 2015, the Employer reported a liability of \$704,238 and \$699,082, respectively, for its proportionate share of the net pension liability. The net pension liability was measured as of June 30, 2015 and 2014, and the total pension liability used to calculate the net pension liability was determined by an actuarial valuation as of that date. North Dakota State Fair Association's proportion of the net pension liability was based on North Dakota State Fair Association's share of covered payroll in the Main System pension plan relative to the covered payroll of all participating Main System employers. At June 30, 2015 and 2014, the Employer's proportion was 0.103567% and 0.110140%, respectively.

For the years ended September 30, 2016 and 2015, the Employer recognized pension expense of \$67,132 and \$69,171, respectively. At September 30, 2016 and 2015, the Employer reported deferred outflows of resources and deferred inflows of resources related to pensions from the following sources:

	2016	2015
Deferred Outflows of Resources		
Difference between expected and actual experience	\$ 20,431	\$ 22,665
Net difference between projected and actual earnings on pension plan investments	81,373	
Changes in proportion and difference between Association contributions and proportionate share of contributions	4,533	-
Association contributions subsequent to the measurement date	132,691	129,425
	\$ 239,028	\$ 152,090
Deferred Inflows of Resources		
Changes in assumption	\$ 62,744	\$ -
Net difference between projected and actual earnings on pension plan investments	96,240	136,464
Changes in proportion and difference between Association contributions and proportionate share of contributions	40,400	-
	\$ 199,384	\$ 136,464

\$132,691 and 129,425 reported as deferred outflows of resources related to pensions resulting from Employer contributions subsequent to the measurement date will be recognized as a reduction of the net pension liability in the years ended September 30, 2017 and 2016, respectively.

Other amounts reported as deferred outflows of resources and deferred inflows of resources related to pensions will be recognized in pension expense as follows:

Year Ending June 30:

2017	\$ 26,270
2018	26,270
2019	26,270
2020	(4,450)
2021	18,670
Thereafter	-
Totals	\$ 93,030

Actuarial assumptions

The total pension liability in the July 1, 2015 actuarial valuation was determined using the following actuarial assumptions, applied to all periods included in the measurement:

Inflation	3.50% per annum
Salary increases	4.50% per annum
Investment rate of return	8.00%, net of investment expenses, including inflation
Cost-of-living adjustments	None

The actuarial assumptions used in the July 1, 2015 valuation were approved by the Board of Trustees and were based on the results of an experience study for the period July 1, 2009 to June 30, 2014.

As of July 1, 2015, mortality rates for active members, inactive members and healthy retirees were based on the RP-2000 Combined Healthy Mortality Table, set back 2 years for males and 3 years for females, projected generationally using the SSA 2014 Intermediate Cost scale from 2014. For disabled retirees, mortality rates were based on the RP-2000 Disabled Mortality Table, set back one year for males (no setback for females) multiplied by 125%. The underlying tables with the generational projection to the ages of participants as of the measurement date reasonably reflect the mortality experience of the Plan as of the measurement date.

The long-term expected rate of return on pension plan investments was determined using a building-block method in which best-estimate ranges of expected future real rates of return (expected returns, net of pension plan investment expense and inflation) are developed for each major asset class. These ranges are combined to produce the long-term expected rate of return by weighting the expected future real rates of return by the target asset allocation percentage and by adding expected inflation. Best estimates of arithmetic real rates of return for each major asset class included in the Fund's target asset allocation are summarized in the following table:

<u>Asset Class</u>	<u>Target Allocation</u>	<u>Long-Term Expected Real Rate of Return</u>
Domestic Equity	31.0%	6.90%
International Equity	21.0%	7.55%
Private Equity	5.0%	11.30%
Domestic Fixed Income	17.0%	1.52%
International Fixed Income	5.0%	0.45%
Global Real Assets	20.0%	5.38%
Cash Equivalents	1.0%	0.00%
Total	<u>100%</u>	

Discount Rate

The discount rate used to measure the total pension liability was 8 percent as of June 30, 2015. The projection of cash flows used to determine the discount rate assumes that member and employer contributions will be made at rates equal to those based on the July 1, 2015, Actuarial Valuation Report. For this purpose, only employer contributions that are intended to fund benefits of current plan members and their beneficiaries are included. Projected employer contributions that are intended to fund the service costs of future plan members and their beneficiaries, as well as projected contributions from future plan members, are not included. Based on those assumptions, the pension plan's fiduciary net position was projected to be available to make all projected future benefit payments for current plan members as of June 30, 2015. Therefore, the long-term expected rate of return on pension plan investments was applied to all periods of projected benefit payments to determine the total pension liability as of June 30, 2015.

Sensitivity of the Employer's Proportionate Share of the Net Pension Liability to Changes in the Discount Rate

The following presents North Dakota State Fair Association's proportionate share of the net pension liability calculated using the discount rate of 8 percent, as well as what the Employer's proportionate share of the net pension liability would be if it were calculated using a discount rate that is 1-percentage-point lower (7 percent) or 1-percentage-point higher (9 percent) than the current rate:

	1% Decrease (7%)	Current Discount Rate (8%)	1% Increase (9%)
Association's proportionate share of the net pension liability	\$ 1,079,914	\$ 704,238	\$ 396,867

Pension Plan Fiduciary Net Position

Detailed information about the pension plan's fiduciary net position is available in the separately issued NDPERS financial report. This report may be obtained in writing to: North Dakota Public Employees Retirement System; 400 East Broadway, Suite 505; PO Box 1657, Bismarck, ND 58502-1657.

Note 10 - Lease Agreements

The North Dakota State Fair Association, as lessor, has entered into lease agreements with local organizations for the use of Association buildings. The lessees have use of the facilities for established months of each year and the Association has use of the facilities for the period which coincides with fair time.

Lease terms are as follows:

	<u>Term and Expiration Date</u>	<u>Annual Rental</u>
Gymagic Gymnastics Agreement	5 years through September 2017	\$ 25,200
All Seasons Arena Ice Contract	1 years through February 2017 with renewal option	2017 - 111,038
Norsk Hostfest Contract	3 years through October 2016	2017 - 179,000
Minot Curling Club Contract	5 years through April 2017	7,200
North Dakota Firefighter's Association	5 years through March 2020	25,600
Minot Y's Men's PRCA	2 years through October 2017	22,000
Circus Contract	5 years through April 2021	8,350
Northwest Dakota Cellular of North Dakota	5 years through January 2019	20,000
Magic City International Dragway	5 years through March 2018	10% of Revenue

The leases are accounted for as operating leases. The Gymagic Gymnastics and the Minot Curling Club leases are non-cancelable. The All Seasons Arena Ice Contract and Norsk Hostfest contracts are cancelable in the event the facilities specified within the contracts are destroyed.

The minimum aggregate lease revenue over the next five years is as follows:

<u>Years Ended September 30,</u>	<u>Amount</u>
2017	\$ 398,388
2018	53,950
2019	53,950
2020	33,950
2021	8,350
	<u>\$ 548,588</u>

Foundation

The North Dakota State Fair Foundation leases land to Golf Minot, Inc. for an annual lease payment of \$25,000. The term of the lease is 49 years, expiring October 31, 2063.

#1 p.80

North Dakota State Fair Association

Notes to Financial Statements

September 30, 2016 and 2015

Note 11 - Risk Management

The North Dakota State Fair Association is exposed to various risks of loss related to torts; theft of, damage to, and destruction of assets; errors and omissions; injuries to employees; and natural disasters. The following are funds/pools established by the State for risk management issues:

The 1995 Legislative Session established the Risk Management Fund (RMF), an internal service fund, to provide a self-insurance vehicle for funding the liability exposures of State agencies resulting from the elimination of the State's sovereign immunity. The RMF manages the tort liability of the State, its agencies' employees and the University System. All State agencies participate in the RMF and their fund contribution was determined using a projected cost allocation approach. The statutory liability of the State is limited to a total of \$250,000 per person and \$1,000,000 per occurrence.

In 1986 State agencies and political subdivisions of the State of North Dakota joined together to form the North Dakota Insurance Reserve Fund (NDIRF), a public entity risk pool currently operating as a common risk management and insurance program for over 2,000 State agencies and political subdivisions. The North Dakota State Fair Association pays an annual premium to NDIRF for its general liability, auto, and inland marine insurance coverage. The coverage by NDIRF is limited to losses of one million dollars per occurrence.

The Association also participates in the North Dakota Fire and Tornado Fund and the State Bonding Fund. The agency pays an annual premium to the Fire and Tornado Fund to cover property damage to building and personal property. Replacement cost coverage is provided by estimating replacement cost in consultation with the Fire and Tornado Fund. The Fire and Tornado Fund is reinsured by a third party insurance carrier for losses in excess of one million dollars per occurrence during a 12 month period. The State Bonding Fund currently provides the agency with blanket fidelity bond coverage in the amount of \$2,000,000 for its employees. The State Bonding Fund does not currently charge any premium for this coverage.

The agency participates in the North Dakota Workforce Safety and Insurance Fund (WSI), an Enterprise Fund of the State of North Dakota. The WSI is a state insurance fund and a "no fault" insurance system covering the State's employers and employees financed by premiums assessed to employers. The premiums are available for the payment of claims to employees injured in the course of employment.

There have been no significant reductions in insurance coverage from the prior year and settled claims resulting from these risks have not exceeded insurance coverage in any of the past two fiscal years.

Note 12 - Commitments

The North Dakota State Fair Association entered into a lease and concessions arrangement with M & S Concessions. The lessee is responsible to provide for its own concession equipment. In the event that the lease is not renewed or terminated, the Association is committed to purchase the equipment and improvements installed by the lessee at a price equal to "depreciated value." Depreciated value means the original cost of the equipment or improvements, less 10% per year from the date of installation to the date of termination. Estimated depreciated value at September 30, 2016 and 2015 was \$217,631 and \$244,780.

#1
P81

1
p 82



Required Supplementary Information
September 30, 2016 and 2015

North Dakota State Fair Association

#1 p 83

North Dakota State Fair Association
Required Supplementary Information
Schedules of Employer's Share of Net Pension Liability and Employer Contributions
September 30, 2016 and 2015

Schedules of Required Supplementary Information

**Schedule of Employer's Share of Net Pension Liability
ND Public Employees Retirement System
Last 10 Fiscal Years***

	2016	2015
Employer's proportion of the net pension liability (asset)	0.103567%	0.110140%
Employer's proportionate share of the net pension liability	\$704,238	\$699,082
Employer's covered-employee payroll	\$922,657	\$927,789
Employer's proportionate share of the net pension liability	76.33%	75.349%
Plan fiduciary net position as a percentage of the total pension	77.70%	77.70%

* GASB Statement No. 68 requires ten years of information to be presented in this table. However, until a full 10-year trend is compiled, the Association will present information for those years for which information is available. Complete data for this schedule is not available prior to 2015.

*Amounts presented have a measurement date of the previous fiscal year end.

/ p 8 2

North Dakota State Fair Association

Required Supplementary Information

Schedules of Employer's Share of Net Pension Liability and Employer Contributions

September 30, 2016 and 2015

**Schedule of Employer Contributions
ND Public Employees Retirement System
Last 10 Fiscal Years***

	2016	2015
Statutorily required contribution	\$70,083	\$66,059
Contributions in relation to the statutorily required contribution	(\$75,526)	(\$129,425)
Contribution deficiency (excess)	(\$5,443)	(\$63,366)
Employer's covered-employee payroll	\$922,657	\$1,101,162
Contributions as a percentage of covered-employee payroll	7.60%	11.75%

* GASB Statement No. 68 requires ten years of information to be presented in this table. However, until a full 10-year trend is compiled, the Association will present information for those years for which information is available. Complete data for this schedule is not available prior to 2015.



CPAs & BUSINESS ADVISORS

#1
p 85

Independent Auditor's Report on Internal Control over Financial Reporting and on Compliance and Other Matters Based on an Audit of Financial Statements Performed in Accordance with Government Auditing Standards

The Board of Directors
North Dakota State Fair Association
Minot, North Dakota

We have audited, in accordance with auditing standards generally accepted in the United States of America and the standards applicable to financial audits contained in *Government Auditing Standards*, issued by the Comptroller General of the United States, the financial statements of the business-type activities and the discretely presented component unit of the North Dakota State Fair Association as of and for the years ended September 30, 2016 and 2015, and the related notes to the financial statements, which collectively comprise North Dakota State Fair Association's basic financial statements, and have issued our report thereon dated November 4, 2016. The report on the business type activities was qualified due to departures from generally accepted accounting principles in recording the net pension liability.

Internal Control over Financial Reporting

In planning and performing our audit of the financial statements, we considered North Dakota State Fair Association's internal control over financial reporting (internal control) to determine the audit procedures that are appropriate in the circumstances for the purpose of expressing our opinion on the financial statements, but not for the purpose of expressing an opinion on the effectiveness of North Dakota State Fair Association's internal control. Accordingly, we do not express an opinion on the effectiveness of North Dakota State Fair Association's internal control.

Our consideration of internal control was for the limited purpose described in the preceding paragraph and was not designed to identify all deficiencies in internal control over financial reporting that might be material weaknesses or significant deficiencies and, therefore, material weaknesses or significant deficiencies may exist that were not identified. However, as discussed below, we identified certain deficiencies in internal control that we consider to be material weaknesses.

A deficiency in internal control exists when the design or operation of a control does not allow management or employees, in the normal course of performing their assigned functions, to prevent, or detect and correct, misstatements on a timely basis. A material weakness is a deficiency, or a combination of deficiencies, in internal control, such that there is a reasonable possibility that a material misstatement of the entity's financial statements will not be prevented, or detected and corrected on a timely basis. We consider the following deficiency described in the accompanying schedule of findings and responses to be a material weakness: 2016-A.

www.eidebailly.com

1730 Burnt Boat Loop, Ste. 100 | P.O. Box 1914 | Bismarck, ND 58502-1914 | T 701.255.1091 | F 701.224.1582 | EOE

A significant deficiency is a deficiency, or a combination of deficiencies, in internal control that is less severe than a material weakness, yet important enough to merit attention by those charged with governance.

#1
p 86

Compliance and Other Matters

As part of obtaining reasonable assurance about whether North Dakota State Fair Association's financial statements are free from material misstatement, we performed tests of its compliance with certain provisions of laws, regulations, contracts, and grant agreements, noncompliance with which could have a direct and material effect on the determination of financial statement amounts. However, providing an opinion on compliance with those provisions was not an objective of our audit, and accordingly, we do not express such an opinion. The results of our tests disclosed no instances of noncompliance or other matters that are required to be reported under *Government Auditing Standards*.

Response to the Finding

North Dakota State Fair Association's response to the finding identified in our audit is described in the accompanying schedule of findings and responses. North Dakota State Fair Association's response was not subjected to the auditing procedures applied in the audit of the financial statements and, accordingly, we express no opinion on it.

Purpose of this Report

The purpose of this report is solely to describe the scope of our testing of internal control and compliance and the results of that testing, and not to provide an opinion on the effectiveness of the entity's internal control or on compliance. This report is an integral part of an audit performed in accordance with *Government Auditing Standards* in considering the entity's internal control and compliance. Accordingly, this communication is not suitable for any other purpose.

Eide Bailly LLP

Bismarck, North Dakota
November 4, 2016

Financial Statement Findings

2016-A Financial Statement Presentation
Material Weakness

Condition: The North Dakota State Fair Foundation (Foundation), a discretely presented component unit of the North Dakota State Fair Association (Association), was not able to obtain support for the asset quality of their notes receivable. During the year-ended September 30, 2016 the Foundation had \$925,000 of notes receivable to Golf Minot, Inc. The Foundation had no allowance set up for these notes receivable and the notes were unsecured.

Criteria: AU-C section 705 paragraph 7 (Modifications to the Opinion in the Independent Auditor's Report), requires that the auditor should modify the opinion in the auditor's report when the auditor is unable to obtain sufficient appropriate evidence to conclude that the financial statements as a whole are free from material misstatement.


Cause: The Foundation was unable to obtain financial statements for Golf Minot, Inc. in order to test their repayment capacity, and were unable to obtain any other information that would provide assurance on the asset quality of the \$925,000 of notes receivable.

Effect: This item result in a scope limitation and a modification in the independent auditor's report.

Recommendation: We recommend that the Foundation should closely monitor the financial position of Golf Minot, Inc. during the life of the aforementioned notes receivable. We believe it would be best practice for the Foundation to obtain financial statements at least annually of Golf Minot, Inc. and include this as terms of the notes receivable going forward.

Management's Response: The Foundation will continue to closely monitor the financial position of Golf Minot, Inc. The Association and Foundation's management realize that Golf Minot, Inc. is a new organization and the first few years of operations may not project a strong financial position. That being the case, we realize it may take a few years for Golf Minot Inc. to show profitability, so it will be the Foundation's duty to ensure payments on the notes are being made timely. Further, the Foundation will require Golf Minot, Inc. to provide annual financial statement.

It is the intent of the North Dakota State Fair Foundation to re-evaluate the notes receivable to Golf Minot, Inc. annually and will provide an allowance on these notes, if necessary, for the year ended September 30, 2017.



#1
P88

To the Members of the Board of Directors
North Dakota State Fair Association
Minot, North Dakota

We have audited the financial statements of the business-type activities and the aggregate discretely presented component unit of North Dakota State Fair Association for the year ended September 30, 2016. Professional standards require that we provide you with information about our responsibilities under generally accepted auditing standards and *Government Auditing Standards*, as well as certain information related to the planned scope and timing of our audit. We have communicated such information in our letter to you dated November 4, 2016. Professional standards also require that we communicate to you the following information related to our audit.

Significant Audit Findings

Qualitative Aspects of Accounting Practices

Management is responsible for the selection and use of appropriate accounting policies. The significant accounting policies used by North Dakota State Fair Association are described in Note 1 to the financial statements. No new accounting policies were adopted and the application of existing policies was not changed during 2016. We noted no transactions entered into by the Association during the year for which there is a lack of authoritative guidance or consensus. All significant transactions have been recognized in the financial statements in the proper period.

Accounting estimates are an integral part of the financial statements prepared by management and are based on management's knowledge and experience about past and current events and assumptions about future events. Certain accounting estimates are particularly sensitive because of their significance to the financial statements and because of the possibility that future events affecting them may differ significantly from those expected. The most sensitive estimate affecting the North Dakota State Fair Association's financial statements was:

Management's estimate of the net pension liability is based on an actuary's calculation in accordance with the employment contracts. We evaluated the key factors and assumptions used to develop the net pension liability in determining that it is reasonable in relation to the financial statements taken as a whole.

The financial statement disclosures are neutral, consistent, and clear.

#1 p 89

Difficulties Encountered in Performing the Audit

We encountered no significant difficulties in dealing with management in performing and completing our audit.

Corrected and Uncorrected Misstatements

Professional standards require us to accumulate all known and likely misstatements identified during the audit, other than those that are clearly trivial, and communicate them to the appropriate level of management. There were no corrected or uncorrected misstatements.

Disagreements with Management

For purposes of this letter, a disagreement with management is a financial accounting, reporting, or auditing matter, whether or not resolved to our satisfaction, that could be significant to the financial statements or the auditor's report. We are pleased to report that no such disagreements arose during the course of our audit.

Management Representations

We have requested certain representations from management that are included in the management representation letter dated November 4, 2016.

Management Consultations with Other Independent Accountants

In some cases, management may decide to consult with other accountants about auditing and accounting matters, similar to obtaining a "second opinion" on certain situations. If a consultation involves application of an accounting principle to the governmental unit's financial statements or a determination of the type of auditor's opinion that may be expressed on those statements, our professional standards require the consulting accountant to check with us to determine that the consultant has all the relevant facts. To our knowledge, there were no such consultations with other accountants.

Other Audit Findings or Issues

We generally discuss a variety of matters, including the application of accounting principles and auditing standards, with management each year prior to retention as North Dakota State Fair Association auditors. However, these discussions occurred in the normal course of our professional relationship and our responses were not a condition to our retention.

We applied certain limited procedures to the Management's Discussion and Analysis, the Schedule of Employer's Share of Net Pension Liability and Schedule of Employer Contributions, which are required supplementary information (RSI) that supplements the basic financial statements. Our procedures consisted of inquiries of management regarding the methods of preparing the information and comparing the information for consistency with management's responses to our inquiries, the basic financial statements, and other knowledge we obtained during our audit of the basic financial statements. We did not audit the RSI and do not express an opinion or provide any assurance on the RSI.

#1

P90

This information is intended solely for the use of the Board of Directors and management of North Dakota State Fair Association and is not intended to be, and should not be, used by anyone other than these specified parties.

Eide Bailly LLP

Bismarck, North Dakota
November 4, 2016

1-4-17

SB 2009 + SB 2069 # 2 01



The premium dollars the North Dakota State Fair is requesting goes directly to the exhibitors who showcase agriculture, foods, arts, and craftsmanship that is essential to our North Dakota culture.

What are premium dollars?


Premiums are awarded to the individuals who's products earn a prize at the North Dakota State Fair. These dollars go to 4-H, FFA and Open Class participants.

In 2016 the North Dakota State Fair hosted
46,300
 4-H, FFA, and Open Class exhibits.



The North Dakota State Fair is here to serve the people of North Dakota and the region by promoting agriculture, education, commerce and entertainment





- The NDSF is the largest event in North Dakota.
- Exhibits from 52 counties in North Dakota on display during the nine days of Fair.
- All premium dollars are audited for verification of payout to exhibitors.
- Winner of 173 First place awards from International Association of Fairs.
- North Dakota State Fair was named #1 Fair in the United States by Smart Asset.
- 46,300 exhibits entered at 2016 State Fair.
- 293,123 people attended 2016 North Dakota State Fair.

Mr. Chairman and members of the committee,

My name is Connor Rudland and I am 9 years old.

I am in my third year of 4H.

I have shown goats for the past 2 years at the North Dakota State Fair and have also helped show rabbits before.

I was going to show my pig but he got too big.... So we ate him.

I have also made many projects that have been displayed at the State Fair.

Many of my State Fair exhibits I have received prize money for.

All of my prize money I put in my savings account to use for future projects.

While in 4H I have been learning to do many things.

Things like...

How to take care of livestock.

How to cook and bake.

Woodworking.

Photography.

Archery.

Sewing.

And public speaking.

Thank you for your support.

SB 2009
2-2-17
#1

State Fair Association - Budget No. 665
Senate Bill No. 2009
Base Level Funding Changes

	Burgum Executive Budget Recommendation (Changes to Dalrymple Budget in Bold)				Senate Version				Senate Changes to Revised Executive Budget Increase (Decrease)			
	FTE Position	General Fund	Other Funds	Total	FTE Position	General Fund	Other Funds	Total	FTE Positions	General Fund	Other Funds	Total
2017-19 Biennium Base Level	0.00	\$532,665	\$0	\$532,665	0.00	\$532,665	\$0	\$532,665	0.00	\$0	\$0	\$0
2017-19 Ongoing Funding Changes												
<i>Exhibitor premium funding</i>		(\$35,055)		(\$35,055)				\$0		\$35,055		\$35,055
Total ongoing funding changes	0.00	(\$35,055)	\$0	(\$35,055)	0.00	\$0	\$0	\$0	0.00	\$35,055	\$0	\$35,055
One-time funding items												
No one-time funding items				\$0				\$0				\$0
Total one-time funding changes	0.00	\$0	\$0	\$0	0.00	\$0	\$0	\$0	0.00	\$0	\$0	\$0
Total Changes to Base Level Funding	0.00	(\$35,055)	\$0	(\$35,055)	0.00	\$0	\$0	\$0	0.00	\$35,055	\$0	\$35,055
2017-19 Total Funding	0.00	\$497,610	\$0	\$497,610	0.00	\$532,665	\$0	\$532,665	0.00	\$35,055 7.0%	\$0	\$35,055 7.0%
Other Sections in State Fair Association - Budget No. 665												
		(Changes to Dalrymple Budget in Bold)			Senate Version							
None												

1

**Department 665 - State Fair Association
Senate Bill No. 2009**

Dalrymple Executive Budget Comparison to Prior Biennium Appropriations

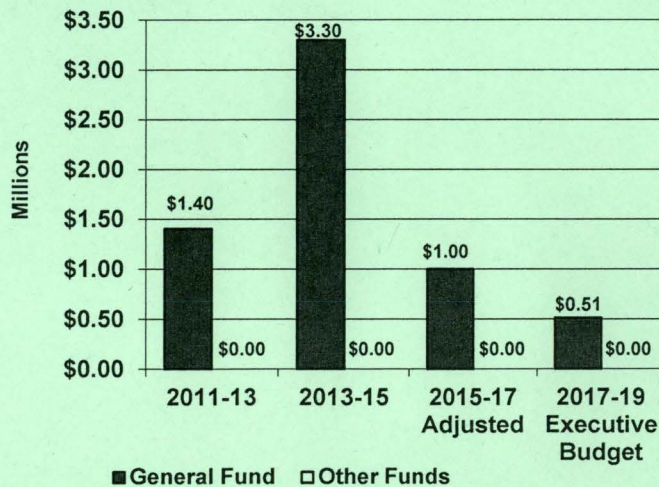
	FTE Positions	General Fund	Other Funds	Total
2017-19 Dalrymple Executive Budget	0.00	\$513,000	\$0	\$513,000
2015-17 Adjusted Legislative Appropriations ¹	0.00	999,915	0	999,915
Increase (Decrease)	0.00	(\$486,915)	\$0	(\$486,915)

¹The 2015-17 biennium agency appropriation amounts reflect general fund budget reductions made in August 2016.

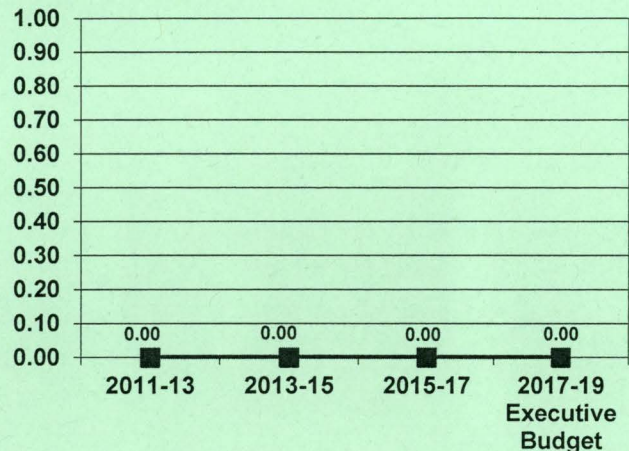
Ongoing and One-Time General Fund Appropriations

	Ongoing General Fund Appropriation	One-Time General Fund Appropriation	Total General Fund Appropriation
2017-19 Dalrymple Executive Budget	\$513,000	\$0	\$513,000
2015-17 Adjusted Legislative Appropriations	532,665	467,250	999,915
Increase (Decrease)	(\$19,665)	(\$467,250)	(\$486,915)

Agency Funding



FTE Positions



Dalrymple Executive Budget Comparison to Base Level

	General Fund	Other Funds	Total
2017-19 Dalrymple Executive Budget	\$513,000	\$0	\$513,000
2017-19 Base Level	532,665	0	532,665
Increase (Decrease)	(\$19,665)	\$0	(\$19,665)

First House Action

Attached is a comparison worksheet detailing first house changes to base level funding and the executive budget.

**Dalrymple and Burgum Executive Budget Highlights
(With First House Changes in Bold)**

	General Fund	Other Funds	Total
1. Decreases funding for exhibitor premium payments from \$532,665 to \$513,000. (The Burgum budget provided funding of \$497,610 for exhibitor premium payments.) The Senate provided funding of \$515,665 for exhibitor premiums.	(\$19,665)		(\$19,665)

Continuing Appropriations

State Fair operating fund - North Dakota Century Code Section 4-02.1-15 - Provides all income, fees, rents, interest, and any other money received by the State Fair Association are to be deposited in a special fund, and those funds are appropriated as a standing appropriation for the purposes provided in the chapter.

Significant Audit Findings

The operational audit for the State Fair Association conducted by Eide Bailly during the 2015-16 interim identified one significant audit finding related to financial reporting requirements. The North Dakota State Fair Foundation should have been included as a component unit in the State Fair Association's financial statements.

Major Related Legislation

Senate Bill No. 2026 - Revises agriculture laws, including amending the statutory references of the State Fair Association from Chapter 4-02.1 to Chapter 4.1-55.

State Fair Association - Budget No. 665
Senate Bill No. 2009
Base Level Funding Changes

	Burgum Executive Budget Recommendation (Changes to Dalrymple Budget in Bold)				Senate Version			
	FTE Position	General Fund	Other Funds	Total	FTE Position	General Fund	Other Funds	Total
2017-19 Biennium Base Level	0.00	\$532,665	\$0	\$532,665	0.00	\$532,665	\$0	\$532,665
2017-19 Ongoing Funding Changes								
<i>Exhibitor premium funding</i>		(\$35,055)		(\$35,055)		(17,000)		(\$17,000)
Total ongoing funding changes	0.00	(\$35,055)	\$0	(\$35,055)	0.00	(\$17,000)	\$0	(\$17,000)
One-time funding items								
No one-time funding items				\$0				\$0
Total one-time funding changes	0.00	\$0	\$0	\$0	0.00	\$0	\$0	\$0
Total Changes to Base Level Funding	0.00	(\$35,055)	\$0	(\$35,055)	0.00	(\$17,000)	\$0	(\$17,000)
2017-19 Total Funding	0.00	\$497,610	\$0	\$497,610	0.00	\$515,665	\$0	\$515,665

Other Sections in State Fair Association - Budget No. 665

Burgum Executive Budget Recommendation
(Changes to Dalrymple Budget in Bold)
 No other sections included in the executive budget recommendation.

Senate Version
 No other sections included in the Senate version.

Department 665 - State Fair Association

Appropriations Comparisons to the Original and Adjusted Base Budgets

General Fund Appropriations Adjustments (As a result of the August 2016 General Fund Budget Reductions)

	Ongoing	One-Time	Total
2015-17 original general fund appropriations	\$570,000	\$500,000	\$1,070,000
General fund reductions	(37,335)	(32,750)	(70,085)
Adjusted 2015-17 general fund appropriations	\$532,665	\$467,250	\$999,915
Remove prior biennium adjusted one-time funding		(467,250)	(467,250)
2017-19 base level	\$532,665	\$0	\$532,665
Dalrymple Executive Budget changes	(19,665)		(19,665)
2017-19 Dalrymple Executive Budget	\$513,000	\$0	\$513,000

Summary of August 2016 General Fund Budget Reductions

	Ongoing	One-Time	Total
Reduced funding for State Fair premiums	(\$37,335)		(\$37,335)
Reduced funding for capital asphalt overlay project		(\$32,750)	(32,750)
Total reduction to ongoing and one-time general fund appropriations	(\$37,335)	(\$32,750)	(\$70,085)
Percentage reduction to ongoing and one-time general fund appropriations	(6.55%)	(6.55%)	(6.55%)

2017-19 Dalrymple Executive Budget Changes to the Original and Adjusted Base Budgets

	Changes to Original Budget	Budget Reduction Adjustments	Changes to Adjusted Budget
Adjusted funding for State Fair premiums	(\$57,000)	\$37,335	(\$19,665)
Total	(\$57,000)	\$37,335	(\$19,665)


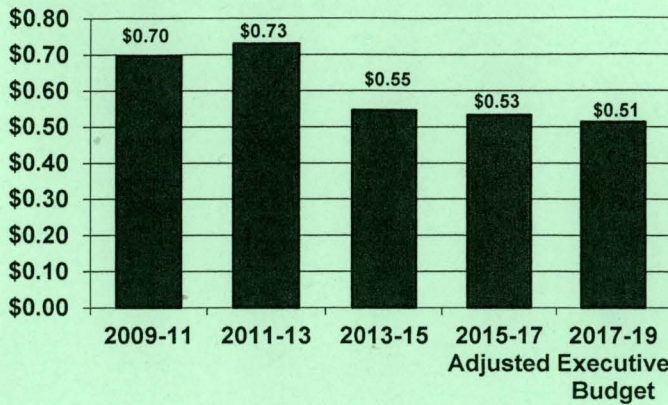
Department 665 - State Fair Association

Historical Appropriations Information

Ongoing General Fund Appropriations Since 2009-11

Agency Funding (in Millions)

FTE Positions



■ Ongoing General Fund Appropriations

State Fair Association has no FTE positions

Ongoing General Fund Appropriations					
	2009-11	2011-13	2013-15	2015-17 Adjusted	2017-19 Dalrymple Executive Budget
Ongoing general fund appropriations	\$697,150	\$730,000	\$546,000	\$532,665	\$513,000
Increase (decrease) from previous biennium	N/A	\$32,850	(\$184,000)	(\$13,335)	(\$19,665)
Percentage increase (decrease) from previous biennium	N/A	4.7%	(25.2%)	(2.4%)	(3.7%)
Cumulative percentage increase (decrease) from 2009-11 biennium	N/A	4.7%	(21.7%)	(23.6%)	(26.4%)

Major Increases (Decreases) in Ongoing General Fund Appropriations

2011-13 Biennium

1. Increased funding for State Fair premiums from \$487,150 to \$520,000 \$32,850

2013-15 Biennium

1. Increased funding for State Fair premiums from \$520,000 to \$546,000 \$26,000
2. Removed funding for State Fair bond payments for bonds repaid during the 2011-13 biennium (\$210,000)

2015-17 Biennium

1. Decreased funding for State Fair premiums from \$546,000 to \$532,665. (This amount was reduced from \$570,000 as a result of the August 2016 special legislative session.) (\$13,335)

2017-19 Biennium (Dalrymple and Burgum Executive Budget Recommendations)

1. Decreases funding for State Fair premiums from \$532,665 to \$513,000. (The Burgum budget provided funding of \$497,610 for exhibitor premium payments.) **The Senate provided funding of \$515,665 for exhibitor premiums.** (\$19,665)



The premium dollars the North Dakota State Fair is requesting goes directly to the exhibitors who showcase agriculture, foods, arts, and craftsmanship that is essential to our North Dakota culture.

What are premium dollars?

Premiums are awarded to the individuals whose products earn a prize at the North Dakota State Fair. These dollars go to 4-H, FFA and Open Class participants.

In 2016 the North Dakota State Fair hosted

46,300

4-H, FFA, and Open Class exhibits.



The North Dakota State Fair is here to serve the people of North Dakota and the region by promoting agriculture, education, commerce and entertainment



- The NDSF is the largest event in North Dakota.
- Exhibits from 52 counties in North Dakota on display during the nine days of Fair.
- All premium dollars are audited for verification of payout to exhibitors.
- Winner of 173 First place awards from International Association of Fairs.
- North Dakota State Fair was named #1 Fair in the United States by Smart Asset.
- 46,300 exhibits entered at 2016 State Fair.
- 293,123 people attended 2016 North Dakota State Fair.

NORTH DAKOTA

STATE FAIR

SB2009
#2
3/2/17

JULY 22-30, 2016

WHERE SUMMER SHINES



NDSTATEFAIR.COM
MINOT, ND 701.852.FAIR

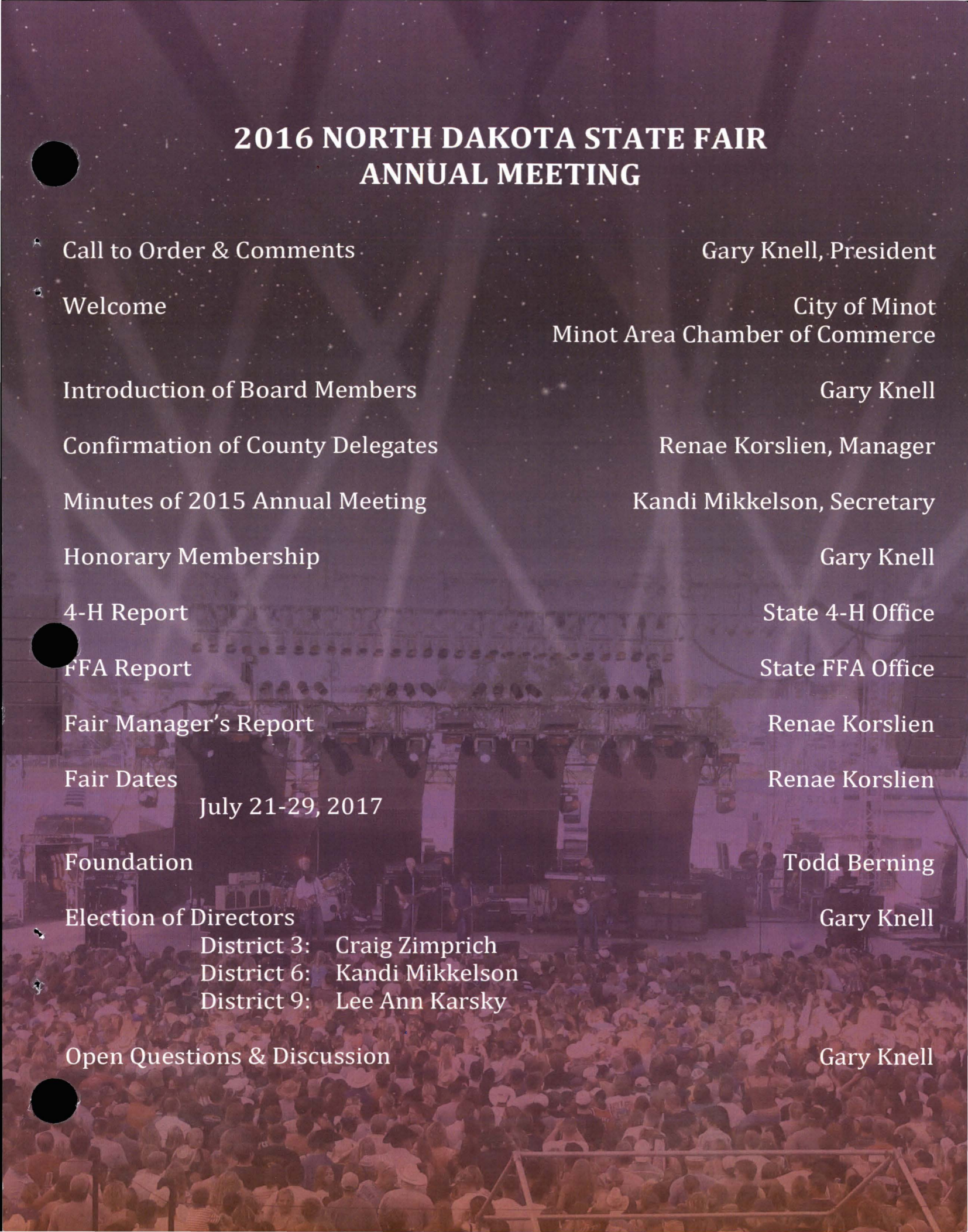
ANNUAL REPORT

2016 Honorary Member



Senator Bill Bowman

2016 NORTH DAKOTA STATE FAIR ANNUAL MEETING

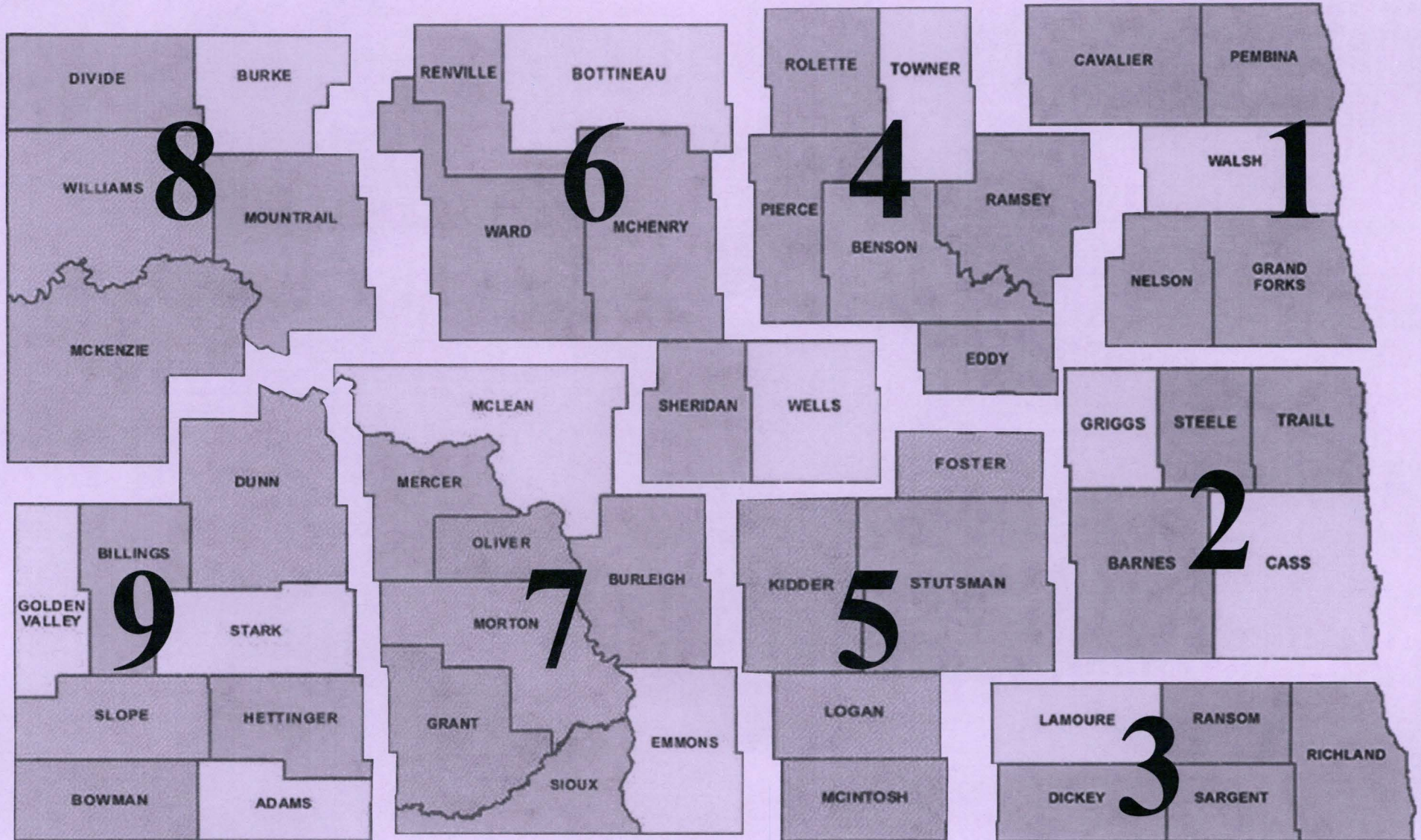


Call to Order & Comments	Gary Knell, President
Welcome	City of Minot Minot Area Chamber of Commerce
Introduction of Board Members	Gary Knell
Confirmation of County Delegates	Renae Korslien, Manager
Minutes of 2015 Annual Meeting	Kandi Mikkelson, Secretary
Honorary Membership	Gary Knell
4-H Report	State 4-H Office
FFA Report	State FFA Office
Fair Manager's Report	Renae Korslien
Fair Dates July 21-29, 2017	Renae Korslien
Foundation	Todd Berning
Election of Directors	Gary Knell
District 3: Craig Zimprich	
District 6: Kandi Mikkelson	
District 9: Lee Ann Karsky	
Open Questions & Discussion	Gary Knell

TABLE OF CONTENTS

MAP - DISTRICTS OF NORTH DAKOTA STATE FAIR	1
FAIR DATES	2
ATTENDANCE RECORDS	2
FAIR OFFICIALS	3
DISTRICTS - DIRECTORS	4
STAFF & SUPERINTENDENTS	5-12
REPRESENTATIVES ON ARENA BOARD	12
CARNIVAL	13
HONORARY MEMBERS	14-16
SPONSORS	17
2015 ANNUAL MEETING MINUTES	18
4-H REPORT	19
FFA REPORT	20
ANNUAL STATEMENT	21-25
DEPARTMENT EXPENSES	26-27
GRANDSTAND SUMMARY	28-29
PREMIUMS	30
THIRTY-ONE YEAR COMPARISON	31
GROWTH	32
ENTRY COMPARISON	33
CAPITAL IMPROVEMENTS	34-43
BOARD MINUTES SUMMARY	44
SEPTEMBER 2016 AUDIT REPORT	

Districts of the North Dakota State Fair Association



ND STATE FAIR DATES & ATTENDANCE

1966	July 16-22	152,769	1992	July 24-Aug 1	244,236
1967	July 15-21	144,596	1993	July 23-31	244,248
1968	Aug. 25-31	143,662	1994	July 22-30	250,150
1969	Aug. 21-27	127,369	1995	July 21-29	260,041
1970	July 23-29	150,223	1996	July 19-27	248,154
1971	July 19-25	157,884	1997	July 18-26	233,004
1972	July 17-23	188,355	1998	July 24-Aug 1	236,140
1973	July 16-22	197,857	1999	July 23-31	210,840
1974	July 15-21	206,327	2000	July 21-29	206,584
1975	July 21-27	227,259	2001	July 20-28	208,601
1976	July 19-25	231,937	2002	July 19-27	211,126
1977	July 18-24	249,536	2003	July 18-26	217,587
1978	July 17-23	258,674	2004	July 23-31	243,024
1979	July 16-22	254,864	2005	July 22-30	244,874
1980	July 18-26	251,345	2006	July 21-29	247,970
1981	July 17-25	261,376	2007	July 20-28	248,501
1982	July 16-24	285,067	2008	July 18-26	239,449
1983	July 15-23	300,790	2009	July 24-Aug 1	296,919
1984	July 20-28	296,597	2010	July 23-31	308,641
1985	July 19-27	279,782	2011	July 22-30	Flood - Cancelled
1986	July 18-26	237,314	2012	July 20-28	310,839
1987	July 17-25	247,569	2013	July 19-27	320,485
1988	July 22-30	248,267	2014	July 18-26	314,446
1989	July 21-29	230,566	2015	July 17-25	305,093
1990	July 20-28	226,949	2016	July 22-30	293,123
1991	July 19-27	240,291			

North Dakota State Fair Executive Committee

FAIR BOARD PRESIDENT

09/65 - 10/70	Morris Harrington*
11/70 - 10/80	Jack Wilkinson*
11/80 - 01/84	Robert Velure*
02/84 - 11/88	Delbert Clark*
12/88 - 11/99	Ed Schmidt
12/99 - 11/04	Jerry Effertz
12/04 - Present	Gary Knell

FAIR BOARD VICE PRESIDENT

09/65 - 10/70	Jack Wilkinson*
11/70 - 01/79	Bob Kemp*
02/79 - 10/80	Bill Plath*
11/80 - 01/84	D. D. Clark*
02/84 - 11/88	Dan Duerre*
12/88 - 11/01	Tim Faller
11/01 - Present	Charles Meikle

FAIR BOARD SECRETARY

09/65 - 10/76	Morris Nelson
11/76 - 10/84	Merwyn Larsen*
11/84 - 11/88	Delores Stromme
12/88 - 11/05	Dick Jensen*
12/05 - Present	Kandi Mikkelson

FAIR BOARD TREASURER

09/65 - 10/74	Ed Goerger
11/74 - 10/82	Steve Tuchscherer*
11/82 - 01/84	Dan Duerre*
02/84 - 11/88	Ed Schmidt
12/88 - 05/92	Delores Stromme
11/92 - 11/01	Charles Meikle
11/01 - 11/04	Gary Knell
12/04 - 10/07	Tim Clark
11/07 - Present	LeeAnn Karsky

STATE FAIR DISTRICTS AND DIRECTORS

District #1

09/65 - 08/78
09/78 - 11/94
12/94 - Present

Robert Kemp, Hamilton*
Wayne Trottier, Northwood
Neil Fleming, Cavalier

District #2

09/65 - 10/74
11/74 - 05/80
06/80 - 10/93
11/93 - 11/08
12/08 - Present

Paul Cripe, Amenia*
Bill Plath, Davenport*
D. D. Clark, Cooperstown*
Tim Clark, Fargo
Kelly Hanson, Hannaford

District #3

09/65 - 10/74
11/74 - 10/83
11/83 - 02/89
03/89 - 12/13
01/14 - Present

Ed Goerger, Barney
Floyd Fode, Jud*
Fran Vculek, Crete*
Dennis Wendel, LaMoure
Craig Zimprich, Wahpeton

District #4

09/65 - 10/66
11/66 - 10/82
11/82 - 05/92
06/92 - Present

Harold Hofstrand, Leeds
Steve Tuchscherer, Rugby*
Delores Stromme, Devils Lake
Connie Hanson, Devils Lake

District #5

09/65 - 07/83
11/83 - Present

Jack Wilkinson, Montpelier*
Charles Meikle, Spiritwood

District #6

09/65 - 10/80
11/80 - 06/89
07/89 - 11/04
12/04 - Present

W. M. Harrington, Minot*
Dan Duerre, Mohall*
Jerry Effertz, Velva
Kandi Mikkelson, Minot

District #7

09/65 - 10/76
11/76 - 11/00
11/00 - Present

Morris Nelson, Washburn
Ed Schmidt, Max
Gary Knell, Hazen

District #8

09/65 - 10/75
11/75 - 10/84
11/84 - 5/07
6/07 - Present

Newman Power, Crosby*
Merwyn Larsen, Flaxton*
Dick Jensen, Williston*
Butch Haugland, Ambrose

District #9

09/65 - 10/77
11/77 - 01/84
02/84 - 11/01
11/01 - 1/02
5/02 - Present

Chris Roen, Bowman*
Robert Velure, Hettinger*
Tim Faller, Hettinger
Darwin Wilkie, Bowman
Lee Ann Karsky, Dickinson

*Deceased

NORTH DAKOTA STATE FAIR STAFF

FAIR MANAGER

11/65 - 07/69	Myles Johnson*
08/69 - 01/71	Merrel Dahle*
02/71 - 12/75	Vern Stevick
01/76 - 01/06	Gerald Iverson
01/06 - 12/09	Robert Wagoner
12/09 - Present	Renae Korslien

ALL SEASONS ARENA MANAGER

1975 - 1976	Robert Bliss
1976 - 01/06	Gerald Iverson
01/06 - 12/09	Robert Wagoner
12/09 - Present	Renae Korslien

ASSISTANT MANAGER

1966 - ?	Arvel Graving (part-time)
10/76 - 01/80	Lew Gates
11/81 - 11/90	Ron Staiger
05/08 - 12/09	Renae Korslien
12/09 - Present	Craig Rudland

OPERATIONS DIRECTOR

1966 - 1984	Gordon Johnson (County Fair Prior 1966)
1984 - 1985	Maurice Goeser
1985 - 2009	Dennis Voeller

CONTRACTS AND EVENT COORDINATOR

2009 - 2010	Dennis Voeller
2010 - 2015	Josh Mosser
2015 - Present	Kyle Schmidt

MAINTENANCE STAFF

10/79 - 03/90	Lester Tandberg*
1984 - 1992	Gordon Johnson
1987 - 1994	Ron Fix
1988 - 1994	Terry Withers
1981 - 2009	Craig Rudland
1990 - 1995	Jimmy Wimberly
1994 - 1995	Tim Healy
1994 - 1999	Dan Schmidt
1995 - 2000	Ken Sisk
1995 - Present	Steve Hoff
1998 - 2009	Trevor Rudland
1993 - 2004	Rick Rostad
2000 - 08/01	Ray Webb
2000 - Present	Dar Brown
2002 - Present	David Lommen
2003 - Present	David Wierenga
2004 - 2012	Todd Evanoff
2004 - Present	Aaron Ottmar
2005 - Present	Ricky Gilmore, George Walker, Bob Holte

2006 – Present	Gene Schoenwald
2007 – Present	Dan Christensen
2008 – 2012	Thomas Behm
2008 – 2011	Courtney Boettcher
2008 – 2013	Jacob Libke
2009 – Present	Craig Marten
2009 – 2012	Tim Schweitzer
2010 – 2012	Alex DesRoches
2010 – 2015	Derek Hancock
2011 – 2013	Richard Byers
2011 – 2012	Benjamin Perdue
2011 – Present	Bruce Clark
2012 – 2015	Jacob Hancock
2012 – 2013	Dean Stanley, Brett Getzlaff, Richard Hurdle
2013 – Present	Tony Swearingen, Gary Butz
2013 – 2014	Zach Mehus, Adam Zietlow,
2014 – Present	Andrew Brust, Troy Bragg
2014 – 2015	Rick Bentley, Billy Olson, Mark Brekke
2015 – 2016	Adam Iverson, Cody Hillyer, Terrence Peterson, Sam Savelkoul, Nathan Williams, John Young
2016 – Present	John Young, Max Harrah, Adam Rosseau, Braden St Claire, Joel Rhoads

OFFICE PERSONNEL

1969 - 1971	Connie Larson
1972 - 1973	Becky Vogel
1974	Charlane Hargrave
1975 - 1976	Sally Brendle
1977	Sally Brendle, Jane Bartholomay
1978 - 1979	Jane Bartholomay
1980	Jane Bartholomay, Laurie Fischer
1981	Jane B., Laurie Fischer, Kandi Reinisch
1982 – 1988	Laurie Fischer, Kandi Reinisch, Renae Korslien
1989	Kandi Reinisch, Renae Korslien, Jane Bartholomay, Wendy Fix
1990	Kandi Reinisch, Renae Korslien, Jane Bartholomay
1991	Kandi Reinisch, Renae Korslien, Jane Bartholomay, Kristi Bertsch, Mechell Inman, Connie Johnson
1992	Kandi Reinisch, Renae Korslien, Kristi Bertsch, Jane Bartholomay, Connie Johnson
1993	Kandi Reinisch, Renae Korslien, Kristi Bertsch, Jane Bartholomay, Connie Johnson, Barb Quimby
1994	Kandi Reinisch, Renae Korslien, Jane Bartholomay, Connie Johnson, Sherri Koslofsky, Teresa Hynson
1995	Renae Korslien, Jane Bartholomay, Teresa Hynson, Deanna Ness
1996	Renae Korslien, Teresa Hynson, Deanna Ness, Vickie Cofer, Leslie Herslip
1997	Renae Korslien, Teresa Hynson, Deanna Ness, Shawna Jaeger, Leslie Herslip
1998	Renae Korslien, Teresa Hynson, Mandy Biberdorf, Shawna Jaeger, Leslie Herslip, Leah Moberg, Deanna Ness

1999	Renae Korslien, Teresa Hynson, Mandy Biberdorf, Shawna Jaeger, Leslie Herslip, Cheyanne Erickson
2000	Renae Korslien, Mandy Nelson, Jenny Adriance-Exner, Tanya Senechal, Alisha Kinzley
2001	Renae Korslien, Mandy Nelson, Stephanie Schoenrock, Stacie Stein, Shelly Parish, Dana Gilstad, Kelly McDermott
2002	Renae Korslien, Mandy Nelson, Stephanie Schoenrock, Stacie Stein, Shelly Parish, Jennifer Guidinger, Stacy Wolla, Kelly McDermott
2003-2004	Renae Korslien, Shelly Parish, Stephanie Schoenrock, Jennifer Guidinger, Kim Reiswig, Denise Johnson
2005	Renae Korslien, Shelly Parish, Jessica Bullinger, Amanda Hilliard, Kim Rieswig, Denise Johnson
2006	Renae Korslien, Shelly Parish, Jessica Bullinger, Janelle Wald, Stacey Folstad-Magandy
2007	Renae Korslien, Shelly Parish, Jessica Bullinger, Cheryl Jorgenson, Stacey Folstad-Magandy, Tracy Pelzer
2008-2009	Renae Korslien, Tracy Pelzer, Kristie Moldenhauer, Shannon Pearson, Stacey Folstad-Magandy
2010	Tracy Pelzer, Kristie Moldenhauer, Shannon Pearson, Ashley Marburger, Kelsey Reinisch, Stacey Folstad-Magandy
2011	Tracy Pelzer, Shannon Pearson, Nikki Medalen, Kelsey Reinisch, Jennifer Ashley, Dani Solsvig
2012	Tracy Pelzer, Jennifer Ashley, Nikki Medalen, Kelsey Reinisch, Erin Beck, Jurene Wallery
2013	Tracy Pelzer, Jennifer Hubrig, Shelly Parish, April Maercklein, Erin Beck, Jodi Rolle
2014	Tracy Pelzer, Jennifer Hubrig, Shelly Parish, Erin Beck, Jodi Rolle, Marissa Gillmore, Kari Olson
2015	Tracy Pelzer, Shelly Parish, Patty Steele, Ashley Skeels, Carrie Boe, Katelyn Nelson
2016	Tracy Pelzer, Shelly Parish, Beth Feldner, Ashley Skeels, Katelyn Nelson, Denise Harrah

STATE FAIR DEPARTMENTS

BEEF

1966 - 1971	Darrell Sundsbak
1972 - 1975	Lynn Frey
1976 - 1979	Bill Goheen
1980	Steve Musch, Bill Goheen
1981	Bill Goheen, Larry Widdel, Milt Korslien
1982 - 1983	Larry Widdel, Milt Korslien, Bryan Sundsbak
1984	Larry Widdel, Milt Korslien
1985 - 1993	Milt Korslien, Mike Sundsbak
1994 - 2005	Mike Sundsbak, Mary Peterson
2006 - Present	Mike Sundsbak, Josh Sundsbak

DAIRY

1966 - 1969	Bruce Martin
1970	Bill Frost
1971	Carl Sand
1972 - 1973	Gaylen Sailer

1974 - 1975	Tom B. Frost
1976	Dale Carpentier
1977	Neil Westergaard
1978	Jeff Hagel
1979 - 1982	Jeff Hagel, Debbie Hansen
1983 - 1994	Debbie Hansen & Jack Hansen
1995 - 1997	Kevin Misek, LaRee Misek
1998 - 2000	Roger Scheibe
2001 - 2002	Bill Davis
2003 - 2005	Heidi Jo Brandt
2006	Chris Kubal, Rachel Karsky
2007	Rachel Karsky
2008 - 2012	Don Ost
2013 - 2015	Cole Rupprecht
2016	Don Ost, Pam Tonnessen

SWINE & SHEEP

1966 - 1969	Phil Hanson
1970 - 1971	Gladys Trottier
1972	Tom Hanson
1973 - 1975	Mark Schmidt, Garvin Osteros
1976	Jim Mostad
1977 - 1982	Charles Weiser, Mark Schmidt
1983	Mark Schmidt, Garvin Osteros, Charles Weiser
1984 - 1986	Mark Schmidt, Garvin Osteros
1987	Sonja Duerre, Taunia Martin
1988 - 1989	Sonja Duerre, Leann Erickson
1990	Leann Erickson
1991 - 1992	Leann Erickson-Schafer
1993	Ruth Scheresky
1994	Leann Schafer, Ruth Scheresky
1995 - 1998	Brenda Novodvorsky
1999	Brenda Novodvorsky, Brian Zimprich
2000 - 2002	Brian Zimprich, Jessie Larson
2003 - 2004	Brian Zimprich, Stephanie Johnson
2005 - Present	Brian Zimprich, Kris Nitschke

GOATS

1982 - 1985	Mr. & Mrs. David Beuchler
1986	Ramona Keller, Charlene Martwick
1987	No Show
1988 - 1990	Ramona Keller, Charlene Martwick
2004 - 2008	Rodney Dannehl
2009	Luke Black
2010 - 2015	Jason Mongeon
2016	Jason Mongeon, Sherry Norman

LLAMAS

1991 - 1993	Darlene Hochsprung*
1994 - 1996	Greg Jacobs
1997 - 1998	Penny Sigloh
1999 - 2000	Dave Sigloh

2001 – 2003
2004 – 2008

Karla Erickson
Sandy Dick

POULTRY & RABBITS

1983 - 1984
1985 - 1986
1987
1988 - 1989
1990 - 1997
1998
1999
2000 - 2001
2002
2003 – 2004
2005 – 2006
2006
2007
2008 – 2012
2013 – Present

Ken Eraas, Sonja Duerre
Sonja Duerre
Don Vitko
Don Vitko, Gordon Jensen
Don Vitko, Charlotte Pollestad
Don Vitko, Carroll Lindstrom
Vicki Olson, Ken & Susan Loe, Charlotte Pollestad, Sandy Wilson
Vicky Olson and Ken & Susan Loe
Vicky Olson, Deb Prock and Ken & Susan Loe
Deb Prock, Ken & Susan Loe
Deb Prock, Susan Tanser, Ken Loe
Griffin Gessner, Susan Tanser, Ken Loe
Griffin Gessner, Tracy Loe, Ken Loe
Don Ost, Nicolle Maruskie, Christina Swartout
Don Ost, Christina Swartout

AG PRODUCTS

1966 - 1968
1969 - 1970
1971
1972
1973
1974 - 1975
1976 - 1979
1980
1981 - 1999
2000 - Present

Clifford Bakken, Milt Korslien
Milt Korslien
Alan Korslien, Milt Korslien
Leonard Enander, Blaine Kotasek
Blaine Kotasek
Brad Cogdill
George Senechal
Laurie Smestad
Ernie Medalen
Tracey Hartwig

EDUCATION

1967 – 1991
1992 – 1999
2000 – 2001
2002 – 2003
2004 – 2006
2007 – 2013
2014
2015

Zona Vick
Linda Christensen
Linda Christensen, Diane Anderson
Diane Anderson, Rob Anderson
Diane Anderson, Kim Mau
Kim Hegre
Kim Hegre, Val Cunningham
Val Cunningham

DOMESTIC ARTS

1966
1967 - 1969
1970
1971
1972
1973 - 1976
1977 - 1990
1991 - 1993
1994 - 1996

Betty Kunz

Betty Kunz
Naomi Coyne, Janice Thom
Marion Siverling, Janice Thom
Lorraine Vogel, Janice Thom
Janice Thom
Janice Thom-Anderson
Janet Sabol, Marian Askim

1997 - 1998	Janet Sabol
1999 - 2000	Janet Sabol, Fern Laudenschlager, Carmen Redding
2001	Fern Laudenschlager, Carmen Redding
2002 - 2013	Fern Laudenschlager
2014 - Present	Fern Laudenschlager, Sharon Schwarz

PLANTS & FLOWERS

1994 - 1997	Carol Berg
1998 - 2000	Carol Berg, Scott Bethke
2001 - 2008	Carol Berg
2009 - Present	Wanda Bachmeier, Karla Thompson

HORSES

1966 - 1972	Fred Ehr*
1973	Larry Fredrich, Jean Fredrich
1974	Larry Fredrich, Ron Burns*
1975 - 1977	Don Anderson, Ron Burns*, Jean Fredrich
1978 - 1992	Ron Burns*, Jean Fredrich
1993 - 1999	Judy Erickson, Jean Fredrich, Ron Burns*
2000 - 2006	Jean Fredrich, Debbie Raszler, Ron Burns*
2007	Jean Fredrich, Debbie Raszler
2008	Jean Fredrich, Kylie Behm
2009	Jean Fredrich, Matt Amsden
2010	Jean Fredrich
2011 - 2013	Carla Evenson
2014	Scott Flach, Carla Evenson
2015 - Present	Scott Flach

4-H BUILDING

1966 - 1969	Ward County Extension Service
1970 - 1971	Arlene Klosterman
1972 - 1978	Mary Ruelle
1979	Mary Ruelle, Marie Felan
1980 - 1982	Marie Felan, Ladonna Elhardt
1983 - 1988	Marie Felan, Blanche Schaan
1989	Marie Felan, Marcy Hansen
1990 - 2005	Marcy Hansen
2006 - Present	Shelly Marum

4-H BARN

1966	Francis Hennessy
1967 - 1970	
1971 - 1972	Raymond Kopp
1973 - 1978	Darrell Sundsbak
1979	Quentin Stevick
1980 - 1981	Odd Osteros
1982 - 1983	Del Rae Martin, Odd Osteros
1984	Taunia Martin, Odd Osteros, Jodi Hennessy
1985	Taunia Martin, Jodi Hennessy
1986 - 1987	Jim Hennessy
1988 - 1990	Kevin Hansen
1991 - 1992	Randy Gaebe
1993 - 1994	Josh Dohrmann

1995 Justin Larson
1996 - 1999 Brian Zimprich

PHOTOGRAPHY

1966 - 1974 Minot Camera Club
1975 - 1978 Ruth Hoffman
1979 Figure Skating Club
1980 - 1983 Eileen McEown*
1984 - 1994 Eileen McEown*, Doug Kary
1995 - 1997 Eileen McEown*, Kandi Mikkelson
1998 Kandi Mikkelson, Diane Halvorson
1999 - 2005 Minot Art Association
2006 - Present Taube Museum of Art

ARTS & CRAFTS

1966 - 1975 City Art League
1976 - 1977 George Godfrey
1978 - 1982 Pearl Briggs
1983 Margaret Braaten & Francis Domer
1984 Ila Lovdahl, Roxanne Johnson
1985 - 1987 Ila Lovdahl, Bonny Duhamel
1988 Ila Lovdahl, Bonny Kemper
1989 - 1990 Ila Lovdahl, Dawn Brenno*
1991 - 1998 Dawn Brenno*, CeCe Reynolds
1999 - 2005 Minot Art Association
2006 - Present Taube Museum of Art

PUBLICITY

1966 - 1970
1971 - 1972 John Elliott
1973 - 1974 Shirley Frey
1975 - 1983 Cleo Cantlon
1984 - 1988 Cleo Cantlon, Debbie Richter
1989 Cleo Cantlon, Nancy Omdahl
1990 - 1993 Cleo Cantlon, Molla Romine
1994 - 1998 Cleo Cantlon
1999 Cleo Cantlon, Kandi Mikkelson
2000 - 2015 Cleo Cantlon*
2016 Patty Steele

TREASURER'S OFFICE

1966 - 1990 Morris Lawrence*
1968 - 1988 Doug Hultberg
1974 - 1988 Renae Korslien
1985 - 1997 Margie Newman
1998 - 1999 Melanie Emmel, Susan Schmutzler
2000 - Present Melanie Emmel, Margie Newman

GRANDSTAND TICKETS

1967 - 1970 Mrs Gordon (Esma) Finke
1971 James Schultz
1972 Leonard Enander

1973 - 1975	Luelle Nermyr
1976 - 1983	Sandy Vigestad
1984	Magic City Figure Skating Club
1985	Pam Hopkins
1986 - 1990	Pam Hopkins, Gloria Maragos
1991 - 1995	Robin Voeller
1996 - 2000	Ray Preston
2001	Susie Schmutzler, Robin Voeller
2002 - 2007	Robin Voeller, Donna Beeter
2008 - Present	Kathy Haskins, Joan Hodgson

SHERIFF'S DEPARTMENT

1966 - 1978	Olaf Haaland, Ed Heilman
1979 - 1982	Leon Schwan, Art Anderson
1983 - 1993	Art Anderson
1994 - 2010	Vern Erck
2011 - 2015	Steve Kukowski
2016	Bob Barnhard

BEER GARDENS

1971 - 1972	Richard Larson
1973 - 1975	Bob Turneau
1976 - 1985	Guy Feland
1986 - 1987	Carroll Burtness
1988 - Present	M & S Concession

FAIR'S REPRESENTATION ON ALL SEASONS ARENA BOARD

1975 - 1976	Morris Nelson
1975 - 1980	Morris Harrington*
1976 - 1982	Steve Tuchscherer*
1982 - 1989	Dan Duerre*
1975 - 1992	Jim Peterson*
1980 - 2000	Ed Schmidt
1989 - 1992	Jerry Effertz
1993 - 1994	Dick Jensen*
1993 - 1997	Ken Kitzman
1994 - 2004	Jerry Effertz
1997 - 1998	Jim Stafslie
1999 - 2000	Jim Lee
2001 - Present	Charles Meikle
2001 - 2012	Gregg Schaefer
2004 - Present	Gary Knell
2013 - Present	Jim Lee

FAIR FOUNDATION DIRECTORS

1991 - 1992	Delores Stromme
1991 - 1993	Ed Schmidt
1991 - 1993	Dick Jensen*
1991 - 1993	Jerry Effertz
1991 - 1993	Delbert Clark*
1991 - 1993	Chuck Meikle
1991 - 1993	Wayne Trottier
1991 - 1993	Tim Faller
1991 - 2001	Dennis Wendel
1992 - 2001	Connie Hanson
1993 - 1996	Hjalmer Carlson
1993 - 1997	Ken Kitzman
1993 - 2001	Craig Galbreath
1996 - 2000	Ralph Christensen*
1996 - 2001	Bob Horne
1996 - 1997	Wayne Trottier
2001 - 2001	Kandi Mikkelson
2001 - 2001	Milt Korslien
2001 - 2001	Ed Schmidt
2001 - 2001	Gordon Johnson
2010 - Present	Todd Berning, President Jerry Iverson, Vice President Kandi Mikkelson, Treasurer Joanne Beckman, Secretary Connie Hanson, Jane Bartholomay, Carol Jensen

FAIR FOUNDATION ADMINISTRATOR

1996	Wanda Neuhalfen
1997 - 1998	Blake Krabseth
1999 - 2000	Astrid Braun
2001	Greg Malmedal
2016	Leslie Stevens

CARNIVAL

Nov 1965	Collins Show for 1966-1967
Nov 1967- present	Murphy Brothers Exposition

HONORARY MEMBERS OF STATE FAIR ASSOCIATION

November 16, 1967

State Department of Cooperative Extension Service
State Department of Vocational Agriculture
N.D.S.U. Animal Science Department
ND Hereford Association
ND Angus Association
ND Shorthorn Association
ND Charolais Association
ND Swine Breeders Association
ND Sheep Breeders Association
ND County Agents Association
ND Vocational Ag Instructors Association
ND Association of Soil Conservation Districts
Greater North Dakota Association
ND Crop Improvement Association
ND Dairy Industries
ND Farm Bureau
ND Feed Manufacturers Association
ND Stockmens Association
ND Press Association
ND Broadcasters Association
ND Implement Dealers Association
ND Farmers Union Association
ND Quarter Horse Association
ND Arabian Association
ND Appaloosa Association
National Farmers Organization
Legislative Research Committee
ND Polled Hereford Association
ND Holstein Association
ND Milking Shorthorn Association
ND Championship Horse Show Association
ND Association of Extension Home Economists
ND Beekeepers Association
ND Durum Wheat Growers Association
ND Wheat Growers Association
ND Bankers Association
ND Thoroughbred Association
ND Palomino Association
State Historical Society
ND Association of Fairs

HONORARY MEMBERS OF STATE FAIR ASSOCIATION (cont)

November 1977

Vern Stevick, Des Lacs
Merrel Dahle, Minot
Morris Nelson, Washburn
Paul Cripe, Amenia *
Ed Goerger, Barney*
Newman Power, Crosby*

November 1978

Chris Roen, Bowman *

November 1981

Ralph Christensen, Minot *
Morris Harrington, Minot *
Jim Peterson, Minot *

November 1982

Darrell Sundsbak, Minot
Don Erickson, Makoti *

November 1983

Hugh McCutcheon, Minot *
Steve Tuchscherer, Rugby *
Morris Lawrence, Minot*

November 1984

Jack Wilkinson, Montpelier*
Floyd Fode, Jud *
Robert Velure, Bismarck *

November 1985

Merwyn Larsen, Flaxton*
Tom Martindale, Fargo*

November 1986

Al Fragodt, Fargo *
George Christensen, Minot *

November 1987

Brynhild Haugland, Minot*

November 1988

Chester Reiten, Minot*

November 1989

Fran Vculek, Oakes*
Dan Duerre, Mohall*

November 1990

Milt Korslien, Minot
Forrest Schmidt, New Salem *

November 1991

Zona Vick, Minot
Ron Burns, Surrey*

November 1992

Gordon Johnson, Minot
Delores Stromme, Colorado

November 1993

Richard Debertain, Berthold

November 1994

Kandi Mikkelson, Minot
Delbert Clark, Cooperstown*

November 1995

Wayne Trottier, Northwood

November 1996

Joel Janke, Bismarck

November 1997

Cleo Cantlon, Minot *

November 1998

City of Minot

November 1999

Mike Sundsbak, Des Lacs
Jean Fredrich, Des Lacs

November 2000

Ward County

November 2001

Ed Schmidt, Max

November 2002

Norsk Hostfest
Tim Faller, Hettinger
Duane Straight, Minnesota*

HONORARY MEMBERS OF STATE FAIR ASSOCIATION (cont)

November 2003

Sharon Anderson, Fargo

November 2016

Senator Bill Bowman, Bowman

November 2004

KMOT TV

KXMC TV

Minot Daily News

Clear Channel Communications

Fox/ABC Television

*Deceased

November 2005

Marcy Hansen, Ryder

Jerry Effertz, Velva

November 2006

Jerry Iverson, Binford

November 2007

Richard "Dick" Jensen, Williston*

November 2008

Fern Laudenschlager, Minot

November 2009

Tim Clark, Turtle Lake

Karen Kresbach, Minot

November 2010

Dennis Voeller, Minot

November 2011

Gaylen Schmidt, Minot

Trevor Rudland, Maxbass

November 2012

Linda Nelson, Minot

Steve Gehertz, Fargo

November 2013

Ted Johnson, Kindred

November 2014

Dennis Wendel, LaMoure

November 2015

Steve Zimmerman, Bismarck

2016 Sponsors

All American City Glass	Hampton Inn	Northern Pulse Growers Association
American Bank Center	Hubbard Feeds	
Bank of North Dakota	Hyatt House Minot	Northern Tier Federal Credit Union
Bayer Crop Science	IRET	
Best Western- Kelly Inn	Keller Paving & Landscaping	NorthStar Steel
Bremer Bank	Kenmare News	Praxair
Bobcat	Lowe's Garden Center	Rock the Leaves Entertainment
Boot Barn	Lamoure Feed & Seed	Schocks Safe & Lock
C&C Plumbing and Heating	M J McGuire Company	Security Fence
Cash Wise Foods	Midwest Dairy Association	Sign D'Zyn
Central Power Electric	Minot Electric, Inc.	Smooth Gator
CHS SunPrairie	Minot Y's Men	SRT
Comfort Inn	Montana-Dakota Utilities	Straight's Concessions
Community Ambulance	MSI	Strata Corporation
Dairyland Seed	Murphy Brothers Exposition	The Vegas Motel
Dakota College of Bottineau	ND One Call	Town and Country Credit Union
Davidson Construction	ND Pork Producers' Council	Tractor Supply Company
Dean Foods	ND Soybean Council	Tri-N Propane
Dish Network	ND Wheat Commission	Trinity Health
Dow AgroSciences	Neset Consulting	United Community Bank
Eide Bailly LLP	North American Coal Falkirk Mine	United Quality Cooperative
Etix		University of North Dakota Athletics
Farm Credit Services	North Country Mercantile	
First International Bank	Northern Brake Service	Verendrye Electric
First Western Bank & Trust	Northern Plains Hospitality	Vita Ferm of ND
Gerdau Ameristeel	Northern Plains Potato Growers Association	Waste Management
Grand Hotel		Western Agency Inc.
Green Thumb Greenhouse		Wilbur- Ellis
		XCEL Energy

North Dakota State Fair Annual Meeting
November 9, 2015 – 1pm
FFA Hall – ND State Fair Center, Minot

The meeting was called to order by President Gary Knell. Knell introduced the other board members in attendance: Chuck Meikle, V. President of Spiritwood; Kandi Mikkelson, Secretary of Minot; LeeAnn Karsky, Treasurer of Dickinson; Butch Haugland of Ambrose, Craig Zimprich of Wahpeton; Connie Hanson of Devils Lake, Kelly Hanson of Hannaford; and Neil Fleming of Cavalier.

Mayor Chuck Barney welcomed everyone to Minot and said the City of Minot appreciates the State Fair and all the other events held on the Fairgrounds.

Duane Poynter, Chairman of the Minot Chamber of Commerce thanked the board and staff of the State Fair and said the Chamber and Fair both strive to promote agriculture. Lee Staab, City Manager was also introduced.

Manager Renae Korslien reported that 74 delegates and 50 guests were in attendance.

Neil Fleming made a motion that the minutes from the 2014 annual meeting be approved as printed in the report. LeeAnn Karsky seconded this motion which passed unanimously.

Steve Zimmerman of Bismarck was named honorary member. Steve was involved with the FFA program for 38 years before retiring.

Dean Aakre of the State 4-H program gave their annual report and said it's a great privilege to be able to showcase 4-H at the ND State Fair.

Aaron Anderson of the State FFA program said it's a pleasure to be a part of the ND State Fair and said their new landscaping display was well received.

Renae Korslien introduced all staff members present and thanked them and the board for allowing her to put together the Showplace of Champions – the ND State Fair. She showed a video of highlights of the 2015 Fair and went through the annual report that was handed out to each delegate and guest.

Carmen Rath-Wald, Logan County made a motion that the ND State Fair be held July 22-30 in 2016. LeeAnn Karsky of Stark County seconded this motion which passed unanimously.

Renae Korslien explained the projects the State Fair Foundation have in place: History Book, Cookbook, and Wall Tile.

Directors Neil Fleming - #1; Connie Hanson - #4; and Gary Knell - #7 were re-elected to represent their respective districts.



4-H Division – North Dakota State Fair – July 22-30, 2016

Static Exhibits 7728

Project expo 71

Clothing revue 54


Communication Arts (includes film making) 80

Livestock	Number of animals	Number of Exhibits
Beef	98	157
Dairy	41	56
Goats	173	241
Sheep	178	250
Swine	122	170
 Horse	 155	 802
 Poultry	 103	 118
Rabbits	184	230

Total Number of Exhibits 9957

Consumer choices judging contest 67

Total 4-H Participation 10024



FFA Report

2016 NORTH DAKOTA STATE FAIR



27 YEAR HISTORY OF FFA PARTICIPATION

	1989	1990	1991	1992	1993	1994	1995	1996	1997	1998	1999	2000	2001	2002	2003	2004	2005	2006	2007	2008	2009	2010	2012	2013	2014	2015	2016
CHAPTERS	69	66	63	62	65	59	60	59	62	62	63	66	66	62	67	61	64	63	63	64	70	68	64	67	66	67	66
EXHIBITS	9,762	10,393	10,588	9,598	9,632	9,636	10,220	9,362	10,329	11,979	12,718	14,238	14,282	15,586	15,594	17,877	20,168	21,216	21,405	18,271	18,989	22,228	26,438	22,512	23,679	27,012	22,179
Beef	64	64	49	71	69	45	67	50	60	50	60	73	83	55	52	57	56	75	71	78	66	64	52	44	41	45	50
Dairy	22	15	23	16	34	47	43	32	29	61	59	69	48	26	33	36	16	17	18	17	23	21	26	24	14	16	13
Sheep	97	164	148	190	184	151	164	160	182	176	173	229	109	90	88	68	59	90	76	99	98	94	73	76	74	109	96
Swine	52	29	0	18	36	43	29	55	30	48	84	71	95	95	100	155	100	98	73	76	75	90	65	73	53	58	56
Poultry & Rabbits	23	52	84	89	175	223	198	315	189																		
Poultry										167	80	92	75	166	96	67	43	95	99	94	92	106	27	43	44		53
Rabbits										106	75	81	125	106	65	52	94	69	71	53	46	18	26	38	17	31	38
Horses																31	28	22	24	28	14	30	14	1	1	32	15
Goats																0	0	0	0	0	40	35	22	38	60	56	48
Showmanship												116	108	108	115	97	101	93	86	105	114	110	98	95	89	106	111
Crops	2068	1625	1160	1201	967	981	813	748	1016	1201	1089	1265	1141	1345	1010	997	908	963	1068	697	621	599	397	229	174	196	192
Educational	401	450	252	210	273	435	546	530	559	857	783	926	1284	1107	1116	1550	1737	1893	1779	1925	1,771	1,912	2,878	1,884	2,091	2,339	2,646
Horticulture	2992	2818	2408	2342	2557	2583	3052	2711	3322	3850	4547	5109	5031	5694	6973	7948	10316	10901	11268	8842	10,058	13,024	16,422	14,768	16,183	19,048	13,402
Floriculture																											510
Mechanics	3959	4099	4212	3629	4047	3744	4058	3872	4067	4095	4295	4656	4828	5185	4706	5403	5083	5498	5227	5183	4,512	4,331	5,312	4,494	4,157	4,020	3,834
Produce	84	107	2210	1799	1243	1352	1211	851	834	1323	1421	1506	1317	1063	1194	1366	1546	1355	1502	1062	1,402	1,742	988	670	642	883	1,063
Tractor Driving	52	51	42	33	46	32	35	40	43	46	51	45	38	48	45	50	53	48	43	50	45	52	38	36	34	34	37
Metal Art																					12	29					

FAIR ANNUAL STATEMENT 2016

	2016	2015
OPENING CASH	\$4,009,899.31	\$5,075,105.86
RECEIPTS		
STORAGE	\$135,469.25	\$130,080.00
GROUND, BUILDING, EQ RENTAL	\$845,296.18	\$811,436.54
NODAK	\$33,022.28	\$28,065.58
INDOOR	\$165,295.99	\$170,405.22
OUTDOOR	\$250,295.36	\$259,716.80
INDEPENDENT	\$167,854.31	\$173,622.91
CARNIVAL	\$331,188.22	\$355,268.40
GRANDSTAND	\$2,407,230.74	\$2,923,148.15
OUTSIDE GATES	\$1,264,418.23	\$1,183,830.48
CAMPING	\$160,800.00	\$168,375.00
ENTRIES & STALL FEES	\$45,208.10	\$42,879.50
SPONSORSHIPS	\$302,688.26	\$365,815.20
MISCELLANEOUS	\$17,084.41	\$94,993.98
BEER GARDENS	\$503,754.01	\$628,500.66
STATE PREMIUM APPROPRIATIONS	\$247,665.00	\$285,000.00
STATE ASPHALT APPROPRIATIONS	\$433,460.78	\$462,815.11
INTEREST ON INVESTMENTS	\$4,643.33	\$2,778.24
WARD COUNTY MILL LEVY	\$522,517.23	\$511,530.85
TOTAL FAIR REVENUE	\$7,837,891.68	\$8,598,262.62
REVENUE PLUS OPENING CASH	\$11,847,790.99	
TOTAL FAIR EXPENSE 2015	(\$6,988,322.39)	
CASH BALANCE SEPTEMBER 30, 2016	\$4,859,468.60	
CERTIFICATE OF DEPOSIT	\$1,000,000.00	
RECEIVABLES	\$51,608.94	
PAYABLES	\$2,120,000.00	
USEABLE BALANCE SEPTEMBER 30, 2016	\$1,791,077.54	

CONTINUED

ACCOUNTS RECEIVABLE

Equipment & Building Rentals	\$6,388.27
Concessions	<u>\$45,220.67</u>
	\$51,608.94

ACCOUNTS PAYABLE

Committed Contracts as of September 30, 2016	
Grandstand Contracts	<u>\$2,120,000.00</u>
	\$2,120,000.00

EXPLANATION OF RECEIPTS

MISCELLANEOUS

ATM Fees	\$1,760.85
Belt Buckles	\$1,030.00
Canadian Exchange	(\$285.00)
Check Charges	(\$547.09)
Copies & Faxes	\$140.25
Fair T-Shirts	\$1,657.00
Table Covers	\$15.00
Hay, Straw, Chips	\$10,081.00
Scrap Metal	<u>\$3,232.40</u>
	\$17,084.41

FAIR ANNUAL STATEMENT 2016

EXPENSES	2016	2015
SALARIES	\$1,541,490.97	\$1,545,877.69
BOARD MEETINGS/TRAINING	\$48,198.13	\$53,091.92
STAFF TRAINING	\$38,718.72	\$33,201.24
UTILITIES	\$465,859.55	\$470,026.30
TELEPHONE	\$19,544.71	\$16,315.19
RENT OF EQUIPMENT	\$16,493.41	\$17,666.61
POSTAGE & FREIGHT	\$7,408.82	\$8,413.87
REPAIR EQUIPMENT	\$14,561.67	\$13,819.01
BUILDINGS & GROUNDS MAINTENANCE	\$148,849.48	\$194,003.44
PROFESSIONAL FEES	\$345,251.03	\$373,675.68
INSURANCE, DUES, MEMBERSHIPS, T & L	\$68,464.73	\$68,984.10
OFFICE SUPPLIES	\$8,836.88	\$7,971.39
ADVERTISING	\$362,478.32	\$339,170.63
PROMOTIONS	\$84,951.14	\$81,303.43
MISCELLANEOUS EXPENSES	\$0.00	\$0.00
GAS & OIL	\$21,951.44	\$29,138.41
NEW EQUIPMENT	\$105,086.72	\$74,430.96
CAPITAL IMPROVEMENTS	\$583,277.20	\$2,979,439.25
GRANDSTAND	\$2,467,076.40	\$2,756,847.05
OTHER ENTERTAINMENT	\$162,573.55	\$155,286.41
CONCESSIONAIRES	\$12,383.56	\$13,715.23
4-H	\$100,545.04	\$102,036.84
FFA	\$114,632.18	\$145,951.28
BEEF	\$25,497.96	\$34,314.84
DAIRY	\$13,806.29	\$14,775.01
HORSES	\$67,902.30	\$70,839.66
SHEEP & WOOL	\$25,062.47	\$25,193.89
SWINE	\$17,730.94	\$16,620.36
GOATS/LLAMAS	\$12,376.36	\$10,094.56
RABBITS	\$8,728.11	\$9,350.83
POULTRY	\$3,938.47	\$17.90
ARTS & CRAFTS	\$5,202.23	\$6,016.19
DOMESTIC ARTS	\$13,303.95	\$12,142.04
EDUCATION	\$6,949.52	\$7,734.90
PHOTOGRAPHY	\$2,089.07	\$1,651.62
WRITING	\$1,107.76	\$1,573.35
AG PRODUCTS	\$898.17	\$839.66
GATES	\$45,095.14	\$43,532.11
TOTAL FAIR EXPENSES	<u>\$6,988,322.39</u>	<u>\$9,735,062.85</u>

Fair Annual Statement Explanation of Expenses

PROFESSIONALS

Armored Car Service	\$1,683.45
Attorney Fees	\$39,287.98
Audit	\$11,790.00
Background Checks	\$68.40
Chair Setup/Turnover Hostfest	\$625.00
Classified Ads	\$1,847.74
Cleaning-Fair	\$52,900.00
Cleaning-Food Court	\$6,800.00
Cleaning-Hostfest/Rodeo	\$10,887.50
Cleaning-Races	\$20,900.00
Combination Lock Changes	\$75.00
Community Ambulance	\$725.00
Computer Back-up	\$1,929.14
Fair Paper Pickers	\$6,200.00
Fair Porta Pot Rental	\$12,254.00
Fair Veterinary	\$6,945.00
Fire Alarm/Inspection	\$1,989.54
Fly Spraying-Barns	\$3,700.00
Health Inspector	\$90.00
Help Wanted Ads	\$132.00
Mosquito Control	\$721.03
Notary Fees	\$75.00
Security	\$161,465.25
Shuttle Drivers	\$1,500.00
Street Sweeper	\$440.00
Weed Control	\$220.00
TOTAL	<u>\$345,251.03</u>

UTILITIES

Electricity	\$311,154.33
Garbage Hauling	\$101,752.62
Natural gas	\$41,100.70
Sewer & Water	\$11,851.90
TOTAL	<u>\$465,859.55</u>

NEW EQUIPMENT

Animal Scale	\$3,896.00
Bobcat	\$3,500.00
Combination Locks	\$545.00
Computers	\$4,684.26
Cooler/Refrigerator	\$3,324.00
Cordless Microphone	\$500.00
Electric Distribution Panel	\$8,938.42
FEMA Trailer	\$11,250.00
Mowers/Trimmers	\$556.91
Panels	\$8,202.74
Pins-Hog/Sheep Panels	\$414.71
Scissor Lift	\$20,995.00
Security Cameras	\$5,623.90
Table Covers	\$6,105.47
Tires/Castors	\$1,062.90
Tools	\$1,245.34
Tractor	\$24,242.07
TOTAL	<u>\$105,086.72</u>

CAPITAL IMPROVEMENTS

Asphalt Appropriation	\$433,460.78
Carpet	\$1,794.30
Fence	\$4,630.00
Grandstand Stage Roof	\$3,217.02
Commercial II HVAC	\$32,480.00
Digital Message Board	\$77,222.93
Relocate NoDak Building	\$26,372.17
Sprinkler System	\$4,100.00
TOTAL	<u>\$583,277.20</u>

INSURANCE, DUES, TAX & LICENSE

Dues & Memberships	\$4,053.00
Insurance	\$64,361.73
Tax & License	\$50.00
TOTAL	\$68,464.73

ENTERTAINMENT STAGES

Ag Experience	\$3,064.73
Amateur Talent	\$1,307.04
Arm Wrestling	\$700.00
Clowns	\$3,340.75
Diaper Derby	\$98.22
Crop Plot	\$500.00
Dakota Talent	\$300.71
Flickertail Gardens	\$2,000.00
Food Eating Contest	\$141.28
Freddie Flickertail	\$900.00
Hippity Hop Race	\$65.86
Horse Pull	\$4,479.06
Kids Clubhouse	\$2,081.83
Pedal Pull	\$742.86
Pony Pull	\$2,976.81
Relay Race	\$120.65
Run the Route	\$107.45
Senior Festival	(\$1,711.59)
Showdeo	\$2,313.97
STEAM	\$48.00
Souvenir Decorating Contest	\$111.96
Stage 1-Kids Kingdom	\$14,863.63
Stage 2-Juke Box Junkie	\$35,360.43
Stage 3-Extreme Canines	\$15,356.00
Stage 4-Racing Pigs	\$3,620.00
Stage 5-Wild Kingdom	\$19,292.00
Stage 6-Fur Traders	\$18,000.00
Stage 7-Sports Extreme	\$22,542.00
Strolling	\$9,849.90

TOTAL **\$162,573.55**

GRANDSTAND

Catering	\$15,669.15
Entertainers	\$2,229,074.20
Equipment	\$3,381.84
Payroll	\$73,539.76
Professionals	\$16,000.83
Rain Insurance	\$48,350.00
Sound, Video & Lights	\$76,500.00
Supplies	\$4,560.62

TOTAL **\$2,467,076.40**

GATES

Supplies	\$2,581.44
Payroll	\$40,921.70
Printing	\$1,592.00
TOTAL	\$45,095.14

PROMOTIONS

Ag Awards	\$167.21
Annual Meeting	\$1,683.34
Annual Report	\$1,395.00
Bus Service	\$29,200.00
Christmas Party & Cards	\$3,417.05
Clippings	\$2,578.70
College Save Mural	\$1,788.00
Co-op Breakfast	\$36.00
Convention Auctions	\$120.00
DMX	\$566.05
Facebook Winners	\$110.00
Fair Family For A Day	\$130.00
Festival Tent	\$4,133.34
Film Processing	\$135.45
Flowers	\$292.55
Food Frenzy	\$258.03
Media Accommodations	\$3,372.90
Merchandise	\$2,367.40
Military Day	\$40.00
Motor Magic	(\$102.86)
Parade	\$2,000.00
Photo ID'S	\$331.00
Photographers	\$278.59
Prairie Warrior Auction	\$220.00
Printing	\$139.00
Refreshments/Committees	\$2,195.96
Shirts	\$3,738.62
Signs	\$2,391.20
Special Friends	\$3,555.00
Sponsor Support	\$11,303.41
Video	\$7,110.20

TOTAL **\$84,951.14**

CONCESSIONAIRES

Awards	\$138.00
Gifts	\$485.74
Payroll	\$6,755.29
Picnics	\$3,678.75
Supplies	\$1,325.78

TOTAL **\$12,383.56**

DEPARTMENT EXPENSES

4-H

Premiums	\$57,904.15
Judges	\$9,394.97
Hay & Straw	\$1,451.31
Supplies	\$1,681.75
Payroll	\$15,997.58
Picnics	\$529.87
Printing	\$3,201.64
Professionals	\$4,473.43
Ribbons & Trophies	\$5,910.34
TOTAL	<u>\$100,545.04</u>

BEEF

Premiums	\$14,872.00
Hay & Straw	\$299.24
Judges	\$1,826.68
Supplies	\$460.77
Payroll	\$3,440.85
Printing	\$276.20
Professionals	\$3,949.93
Dues & Memberships	\$75.00
Ribbons & Trophies	\$297.29
TOTAL	<u>\$25,497.96</u>

HORSE

Premiums	\$9,810.00
Dues & Membership	\$1,080.00
Hay & Straw	\$7,170.53
Judges	\$12,200.58
Supplies	\$359.80
Payroll	\$19,407.29
Printing	\$1,297.82
Professionals	\$11,719.60
Ribbons & Trophies	\$4,856.68
TOTAL	<u>\$67,902.30</u>

WRITING

Premiums	\$912.00
Printing	\$56.37
Supplies	\$80.91
Ribbons & Trophies	\$58.48
TOTAL	<u>\$1,107.76</u>

FFA

Premiums	\$92,782.88
Judges	\$4,731.30
Hay & Straw	\$1,451.31
Supplies	\$664.41
Payroll	\$745.83
Picnics	\$529.88
Printing	\$1,123.13
Professionals	\$1,954.04
Ribbons & Trophies	\$10,649.40
TOTAL	<u>\$114,632.18</u>

DAIRY

Premiums	\$10,171.74
Hay & Straw	\$485.50
Judges	\$1,332.53
Supplies	\$98.65
Payroll	\$972.50
Printing	\$103.80
Professionals	\$375.00
Equipment	\$200.00
Ribbons & Trophies	\$66.57
TOTAL	<u>\$13,806.29</u>

POULTRY

Premiums	\$766.00
Dues & Memberships	\$50.00
Hay & Straw	\$209.44
Judges	\$793.13
Supplies	\$220.47
Payroll	\$1,690.62
Printing	\$102.49
Ribbons & Trophies	\$106.32
TOTAL	<u>\$3,938.47</u>

AG PRODUCTS

Premiums	\$405.50
Supplies	\$214.95
Printing	\$136.31
Ribbons & Trophies	\$141.41
TOTAL	<u>\$898.17</u>

SHEEP

Premiums	\$15,583.00
Hay & Straw	\$2,411.54
Judges	\$1,924.83
Supplies	\$667.37
Payroll	\$2,870.83
Printing	\$431.98
Professionals	\$680.52
Dues & Memberships	\$33.50
Ribbons & Trophies	\$458.90
TOTAL	\$25,062.47

RABBITS

Premiums	\$469.00
Hay & Straw	\$110.80
Dues	\$290.00
Judges	\$4,224.61
Supplies	\$218.40
Payroll	\$1,427.50
Printing	\$887.54
Ribbons & Trophies	\$1,100.26
TOTAL	\$8,728.11

PHOTOGRAPHY

Premiums	\$469.00
Judges	\$200.00
Supplies	\$391.90
Payroll	\$550.00
Printing	\$234.69
Ribbons & Trophies	\$243.48
TOTAL	\$2,089.07

ARTS & CRAFTS

Premiums	\$3,623.50
Judges	\$285.00
Supplies	\$300.12
Payroll	\$550.00
Printing	\$243.19
Ribbons & Trophies	\$200.42
TOTAL	\$5,202.23

SWINE

Premiums	\$8,171.00
Hay & Straw	\$2,841.03
Judges	\$3,093.25
Supplies	\$444.93
Payroll	\$1,943.33
Printing	\$251.60
Professionals	\$680.52
Dues & Memberships	\$33.50
Ribbons & Trophies	\$271.78
TOTAL	\$17,730.94

GOATS

Premiums	\$4,852.00
Hay & Straw	\$833.17
Judges	\$3,562.73
Supplies	\$282.03
Payroll	\$2,100.68
Printing	\$159.87
Professionals	\$305.52
Dues & Memberships	\$73.00
Ribbons & Trophies	\$207.36
TOTAL	\$12,376.36

DOMESTIC ARTS

Premiums	\$3,263.46
Judges	\$2,050.00
Supplies	\$1,570.01
Payroll	\$4,498.39
Printing	\$943.39
Ribbons & Trophies	\$978.70
TOTAL	\$13,303.95

EDUCATION

Premiums	\$2,130.25
Supplies	\$50.71
Payroll	\$2,619.01
Printing	\$335.14
Ribbons & Trophies	\$1,814.41
TOTAL	\$6,949.52

Grandstand Summary

		Accumulated Total
2016 Grandstand Showpass Reserved		\$414,150.00
2016 Grandstand Showpass Standing Room		\$768,790.00
		\$1,182,940.00
Friday July 17	Fall Out Boy	\$476,250.00
	Novelties	\$16,667.00
	Sound, Video & Lights	(\$10,928.57)
	Contract Price	(\$390,000.00)
		\$91,988.43
		\$1,274,928.43
Saturday July 18	Billy Currington	Showpass
	Novelties	\$2,760.00
	Sound, Video & Lights	(\$10,928.57)
	Contract Price	(\$150,000.00)
		(\$158,168.57)
		\$1,116,759.86
Sunday July 19	LOCASH	Showpass
	Novelties	\$1,352.00
	Sound, Video & Lights	(\$10,928.57)
	Contract Price	(\$35,000.00)
		(\$44,576.57)
		\$1,072,183.29
Monday July 20	Enduro Race	Showpass
	Day of Show	\$21,540.00
	Contract Price	(\$12,562.50)
		\$8,977.50
		\$1,081,160.79
Monday July 20	Arena Bull Riding	\$10,426.00
	Contract Price	(\$10,000.00)
		\$426.00
		\$1,081,586.79
Tuesday July 21	Arena Bull Riding	\$12,137.00
	Contract Price	(\$11,606.70)
		\$530.30
		\$1,082,117.09
Tuesday July 21	Monster Trucks	Showpass
	Day of Show	\$20,080.00
	Contract Price	(\$29,500.00)
		(\$9,420.00)
		\$1,052,617.09
Wednesday July 22	Old Dominion	Showpass
	Novelties	\$1,936.00
	Sound, Video & Lights	(\$10,928.57)
	Contract Price	(\$40,000.00)
		(\$48,992.57)
		\$1,003,624.52

Wednesday July 22	Arena	Ranch Rodeo Contract Price	\$8,556.00 (<u>\$5,155.00</u>) \$3,401.00	\$1,007,025.52
Thursday July 23	Arena	Ranch Rodeo Contract Price	\$9,265.00 (<u>\$5,155.00</u>) \$4,110.00	\$1,011,135.52
Thursday July 23		Kenny Chesney Novelties Sound, Video & Lights Contract price	Showpass \$12,447.00 (<u>\$10,928.57</u>) (<u>\$800,000.00</u>) (\$798,481.57)	\$212,653.95
Friday July 24		Jake Owen Novelties Sound, Video & Lights Contract Price	Showpass \$5,337.00 (<u>\$10,928.57</u>) (<u>\$235,000.00</u>) (\$240,591.57)	(\$27,937.62)
Saturday July 25		KISS Novelties Sound, Video & Lights Contract Price	\$589,095.00 \$26,359.00 (<u>\$10,928.58</u>) (<u>\$505,095.00</u>) \$99,430.42	\$71,492.80

MISCELLANEOUS GRANDSTAND EXPENSES

Stage hands, scanners, ticket sellers, advertising, service fees and security are not included.

Those expenses can be found on the financial statements included in wages, advertising, professional and grandstand expense.

Premiums

	2007	2008	2009	2010	2011**	2012	2013	2014	2015	2016
Ag Products	\$721.57	\$555.36	\$812.62	\$745.13	\$101.52	\$394.50	\$454.55	\$464.76	\$552.08	\$546.91
Arts & Crafts	\$1,322.88	\$1,186.85	\$1,255.12	\$1,517.35	\$131.82	\$1,189.00	\$3,807.71	\$4,118.10	\$4,989.54	\$3,823.92
Beef	\$13,948.44	\$17,163.35	\$14,159.44	\$12,376.78	\$141.77	\$10,339.50	\$12,765.18	\$13,318.69	\$16,741.43	\$15,169.29
Culinary	\$1,172.85	\$1,126.12	\$1,800.39	\$2,801.36	\$180.81	\$1,804.00	\$1,925.32	\$2,081.31	\$1,202.73	\$1,222.24
Dairy	\$5,421.14	\$6,685.30	\$5,964.01	\$17,119.05	\$1,111.45	\$12,866.67	\$10,469.08	\$11,714.21	\$11,060.07	\$10,238.31
Education	\$3,012.83	\$2,491.85	\$2,968.76	\$3,091.75	\$424.51	\$1,716.25	\$2,730.92	\$3,033.11	\$3,245.00	\$3,944.66
Flowers	\$1,444.21	\$1,390.62	\$1,717.62	\$2,138.93	\$180.82	\$1,439.50	\$1,637.83	\$1,509.82	\$1,663.73	\$1,844.97
4-H	\$59,778.96	\$66,566.26	\$66,617.45	\$69,319.50	\$4,701.70	\$68,658.52	\$75,987.13	\$76,509.41	\$69,704.90	\$63,814.49
FFA	\$95,291.01	\$100,492.31	\$100,348.77	\$117,621.69	\$6,465.00	\$128,962.03	\$124,602.79	\$127,146.84	\$138,285.06	\$103,432.28
Goats/Llamas	\$1,429.62	\$1,383.65	\$1,641.46	\$1,771.08	\$125.50	\$1,709.00	\$2,075.94	\$4,819.45	\$3,699.62	\$5,059.36
Swine	\$6,152.82	\$9,207.55	\$7,161.19	\$7,556.28	\$156.93	\$7,231.25	\$8,066.06	\$8,220.51	\$8,802.31	\$8,442.78
Horses	\$13,733.78	\$10,915.56	\$15,803.51	\$19,242.45	\$2,638.71	\$14,423.40	\$12,736.16	\$14,310.21	\$15,409.57	\$14,666.68
Meat Products	\$0.00	\$0.00	\$0.00	\$0.00	\$0.00	\$0.00	\$0.00	\$0.00	\$0.00	\$0.00
Needlework	\$1,082.71	\$1,555.86	\$1,002.09	\$1,363.07	\$180.82	\$3,026.50	\$1,119.77	\$1,104.31	\$1,274.74	\$1,174.95
Photography	\$494.77	\$476.86	\$471.24	\$706.80	\$162.15	\$1,232.00	\$582.65	\$615.08	\$618.23	\$712.48
Poultry	\$630.38	\$766.85	\$903.12	\$1,212.85	\$116.66	\$876.50	\$777.24	\$857.85	\$0.00	\$872.32
Rabbits	\$454.46	\$612.35	\$643.59	\$957.75	\$334.75	\$578.75	\$911.68	\$895.55	\$1,097.31	\$1,569.26
Sheep & Wool	\$10,374.44	\$10,884.30	\$10,992.00	\$12,355.18	\$200.10	\$8,513.75	\$13,546.67	\$12,825.11	\$16,183.43	\$16,041.90
Writing	\$915.19	\$705.86	\$962.56	\$968.23	\$15.16	\$905.00	\$927.28	\$811.75	\$1,199.12	\$970.48
Ribbons/Awards*	*	*	*	*	*	*	*	*	*	*
	\$217,382.06	\$234,166.86	\$235,224.94	\$272,865.23	\$17,370.18	\$265,866.12	\$275,123.96	\$284,356.07	\$295,728.87	\$253,547.28

*INCLUDED IN DEPARTMENTS

**2011 FAIR CANCELLED DUE TO FLOODING

***2015 POULTRY SHOW CANCELLED DUE TO AVIAN FLU

THIRTY-ONE YEARS COMPARISON BY MAJOR ENTERPRISES

	SPONSORSHIPS	INDEPENDENT	INDOOR	OUTDOOR	STORAGE	ENTRY & STALL FEES	CARNIVAL	NODAK	RENTALS	BEER GARDENS	GATE ADMISSION	GRANDSTAND	PARKING & CAMPING	MISC	PREMIUM ADS	INTEREST
1986	\$20,814.32	\$43,442.32	\$103,824.11	\$61,210.97	\$31,538.00	\$30,815.00	\$130,085.99	\$4,227.47	\$108,900.36	\$134,103.35	\$416,721.54	\$425,597.49	\$28,027.55	\$4,250.22	\$5,463.00	
1987	\$45,986.00	\$40,661.89	\$110,387.10	\$57,798.29	\$30,134.45	\$35,081.75	\$117,387.29	\$5,541.70	\$120,772.77	\$163,340.20	\$426,208.68	\$442,379.88	\$15,496.06	\$2,142.58	\$5,355.00	
1988	\$50,274.92	\$46,291.68	\$122,047.00	\$50,988.37	\$34,325.68	\$30,969.40	\$118,958.41	\$5,426.20	\$151,871.86	\$162,500.07	\$493,537.68	\$487,521.90	\$48,610.50	\$4,589.87	\$4,556.00	
1989	\$85,023.00	\$44,529.18	\$130,196.46	\$50,635.37	\$27,907.78	\$31,216.16	\$99,724.73	\$4,573.00	\$268,613.54	\$98,992.52	\$455,256.81	\$398,649.94	\$46,100.01	\$24,039.24	\$6,630.00	
1990	\$71,061.32	\$45,091.70	\$131,235.31	\$46,785.41	\$31,362.42	\$31,853.50	\$122,319.79	\$4,804.00	\$326,597.41	\$109,418.39	\$446,413.32	\$338,316.41	\$45,326.15	\$24,118.72	\$6,666.00	\$24,344.65
1991	\$85,988.96	\$44,373.85	\$117,739.77	\$46,945.79	\$23,339.72	\$36,280.50	\$102,880.84	\$6,482.72	\$287,158.70	\$132,308.49	\$448,565.04	\$435,046.60	\$53,511.39	\$4,475.22	\$6,108.00	\$27,659.86
1992	\$97,741.64	\$41,868.60	\$127,624.03	\$51,635.19	\$17,156.80	\$38,000.50	\$131,149.93	\$10,516.72	\$367,283.90	\$143,605.61	\$553,994.99	\$408,845.99	\$54,751.00	\$3,470.21	\$6,923.00	\$28,115.41
1993	\$101,054.36	\$43,883.06	\$129,228.76	\$58,499.80	\$16,380.00	\$39,030.47	\$135,425.75	\$7,549.41	\$400,772.97	\$152,802.25	\$665,606.54	\$441,703.11	\$14,626.85	\$4,187.85	\$7,371.00	\$10,677.29
1994	\$130,744.40	\$55,814.54	\$128,456.86	\$61,731.86	\$20,687.00	\$34,463.00	\$144,453.57	\$10,739.37	\$416,217.91	\$174,067.05	\$674,797.36	\$448,634.40	\$14,669.30	\$12,014.07	\$6,630.00	\$17,535.22
1995	\$136,986.01	\$68,725.14	\$132,869.30	\$82,919.28	\$21,672.80	\$40,092.56	\$140,970.52	\$6,900.95	\$450,751.80	\$173,513.14	\$725,872.84	\$520,336.06	\$13,345.90	\$92,862.69	\$6,305.00	\$28,521.74
1996	\$138,785.00	\$61,633.56	\$136,229.01	\$75,629.08	\$20,771.00	\$35,110.40	\$141,904.76	\$5,524.19	\$398,787.58	\$172,227.15	\$673,812.54	\$488,180.99	\$16,689.95	\$57,618.51	\$5,300.00	\$36,366.08
1997	\$142,002.66	\$72,511.06	\$145,753.96	\$81,870.55	\$21,713.00	\$35,212.40	\$150,585.00	\$8,729.27	\$384,100.02	\$162,113.74	\$626,894.26	\$433,419.44	\$19,204.88	\$102,564.71	\$6,145.00	\$24,610.93
1998	\$188,844.45	\$76,925.14	\$152,441.55	\$79,444.99	\$21,854.00	\$32,623.50	\$149,959.49	\$8,691.84	\$503,034.35	\$191,582.05	\$696,266.12	\$472,482.81	\$20,441.06	\$21,014.22	\$5,096.66	\$34,135.23
1999	\$106,152.35	\$67,661.75	\$139,659.77	\$84,236.45	\$21,169.00	\$36,305.04	\$154,054.57	\$6,260.00	\$473,424.51	\$204,240.45	\$657,932.30	\$596,424.00	\$22,011.75	\$49,903.09	\$5,490.00	\$32,354.05
2000	\$270,156.46	\$74,915.88	\$139,210.07	\$95,344.59	\$21,348.00	\$42,778.60	\$156,132.79	\$6,875.00	\$523,100.17	\$136,492.60	\$639,841.13	\$525,900.91	\$19,526.66	\$33,365.72	\$4,370.00	\$45,946.73
2001	\$223,832.22	\$73,141.03	\$140,116.71	\$92,236.46	\$24,655.00	\$40,877.26	\$159,380.23	\$5,261.00	\$520,963.96	\$166,742.10	\$636,275.15	\$527,586.53	\$22,847.98	\$22,604.53	\$4,925.00	\$35,230.93
2002	\$206,884.60	\$77,207.87	\$138,760.30	\$93,226.26	\$21,966.00	\$43,493.00	\$150,469.25	\$4,690.00	\$508,582.44	\$202,503.43	\$653,787.84	\$657,464.23	\$28,855.00	\$132,859.96	\$5,225.00	\$14,589.17
2003	\$215,794.73	\$79,451.64	\$139,816.18	\$108,456.60	\$20,977.00	\$45,455.00	\$161,831.69	\$17,300.00	\$475,762.00	\$231,815.22	\$686,861.92	\$793,258.80	\$33,716.00	\$11,896.74	\$4,240.00	\$7,444.58
2004	\$206,581.76	\$87,703.07	\$155,927.58	\$114,298.23	\$22,624.00	\$45,939.25	\$177,497.37	\$10,221.00	\$511,261.19	\$232,070.34	\$819,910.88	\$720,336.19	\$41,909.50	\$13,089.81	\$0.00	\$5,708.53
2005	\$221,203.89	\$88,737.71	\$154,731.18	\$146,266.43	\$33,380.00	\$41,371.00	\$187,093.82	\$12,341.32	\$679,986.33	\$288,217.70	\$832,471.53	\$1,067,409.59	\$51,438.00	\$16,094.79	\$0.00	\$13,878.03
2006	\$220,618.25	\$89,222.68	\$162,628.36	\$136,690.08	\$37,067.00	\$41,973.00	\$178,038.05	\$7,389.55	\$505,409.21	\$236,483.27	\$776,308.20	\$1,029,390.20	\$57,020.00	\$15,364.95	\$0.00	\$35,781.03
2007	\$230,981.60	\$102,558.06	\$150,196.61	\$129,393.87	\$33,191.00	\$42,663.00	\$182,536.14	\$11,443.51	\$545,453.78	\$272,700.75	\$764,280.13	\$1,199,863.58	\$75,384.00	\$7,503.97	\$0.00	\$39,089.78
2008	\$198,968.28	\$120,553.91	\$145,047.02	\$151,825.10	\$34,779.80	\$34,653.00	\$241,630.87	\$9,500.00	\$627,499.09	\$291,494.58	\$801,574.49	\$1,208,718.81	\$77,265.00	\$12,690.28	\$0.00	\$34,886.82
2009	\$187,483.30	\$117,419.34	\$150,493.91	\$184,215.47	\$54,630.00	\$35,218.50	\$274,597.93	\$7,800.00	\$546,293.02	\$397,587.20	\$947,738.89	\$1,895,259.36	\$85,313.00	\$19,181.55	\$0.00	\$17,086.44
2010	\$222,150.00	\$153,330.08	\$151,678.10	\$217,507.01	\$58,690.30	\$31,415.50	\$273,606.04	\$7,575.43	\$577,172.26	\$517,129.91	\$989,141.07	\$2,430,888.00	\$92,439.00	\$18,249.39	\$0.00	\$9,639.13
2011*	\$195,047.21	(\$225.00)	\$0.00	(\$425.00)	\$52,512.50	\$0.00	\$644.00	\$15,806.06	\$703,097.33	\$0.00	\$2,153.00	(\$34,950.73)	\$650.00	\$8,902.21	\$0.00	\$8,438.37
2012	\$355,502.79	\$172,556.30	\$151,178.63	\$241,274.37	\$106,807.50	\$33,194.00	\$297,836.68	\$27,457.30	\$938,731.60	\$660,185.28	\$1,200,028.20	\$2,375,027.30	\$166,297.00	\$16,008.11	\$0.00	\$3,469.60
2013	\$267,605.83	\$173,747.84	\$166,671.64	\$255,505.22	\$92,339.00	\$39,453.00	\$312,294.76	\$22,462.50	\$801,519.70	\$569,101.53	\$1,190,617.14	\$2,797,754.57	\$165,943.00	\$16,168.39	\$0.00	\$2,774.53
2014	\$226,752.31	\$176,374.68	\$168,486.91	\$258,701.37	\$111,745.00	\$43,431.00	\$317,764.34	\$23,583.00	\$791,313.91	\$633,645.35	\$1,189,762.76	\$2,147,862.91	\$167,665.00	\$65,240.90	\$0.00	\$2,974.47
2015	\$365,815.20	\$173,622.91	\$170,405.22	\$259,716.80	\$130,080.00	\$42,879.50	\$355,268.40	\$28,065.58	\$811,436.54	\$628,500.66	\$1,183,830.48	\$2,923,148.15	\$168,375.00	\$94,993.98	\$0.00	\$2,778.24
2016	\$302,688.26	\$167,854.31	\$165,295.99	\$250,295.36	\$135,469.25	\$45,208.10	\$331,188.22	\$33,022.28	\$845,296.18	\$503,754.01	\$1,264,418.23	\$2,407,230.74	\$160,800.00	\$17,084.41	\$0.00	\$4,643.33

*2011 Fair cancelled due to flooding

STATE FAIR GROWTH

Year	Attendance	**Livestock Entries (Open Class Only)	All FFA Entries	All 4-H Entries	*Other Divisions	Total Entries	Premiums Paid	Income	Expenses
1981	261,376	3,342	7,171	6,434	5,143	22,090	\$112,351	\$1,045,066	\$960,886
1982	285,067	3,746	6,529	6,257	5,493	22,025	\$109,257	\$1,387,058	\$1,448,009
1983	300,790	4,446	6,308	7,017	5,617	23,388	\$117,254	\$1,560,999	\$1,426,699
1984	296,597	4,258	6,479	7,600	5,911	24,248	\$120,083	\$2,140,921	\$2,123,436
1985	279,782	4,146	6,352	7,352	5,872	23,722	\$140,517	\$2,179,456	\$2,155,629
1986	237,314	4,022	6,629	8,430	6,321	25,402	\$127,751	\$1,664,021	\$1,814,850
1987	247,569	4,194	8,731	9,327	6,284	28,536	\$151,215	\$1,803,674	\$1,747,844
1988	248,267	4,622	9,737	9,793	7,592	31,744	\$160,336	\$1,936,119	\$1,957,875
1989	230,566	4,705	9,762	10,991	7,483	32,941	\$164,176	\$1,951,023	\$1,896,224
1990	226,949	4,972	10,019	11,635	7,409	34,035	\$167,170	\$1,944,498	\$2,074,316
1991	240,291	6,408	10,588	10,866	8,179	36,041	\$169,217	\$2,039,732	\$1,697,486
1992	244,236	6,441	9,598	11,382	7,780	35,201	\$179,218	\$2,071,577	\$2,333,713
1993	244,248	5,497	9,632	11,896	7,221	34,246	\$147,497	\$2,585,799	\$2,357,436
1994	250,150	6,391	9,636	11,282	6,134	33,443	\$147,381	\$2,565,972	\$2,497,946
1995	260,041	6,482	10,220	11,925	6,782	35,409	\$146,288	\$3,070,535	\$2,794,103
1996	248,154	6,558	9,382	11,489	6,467	33,896	\$143,837	\$2,678,819	\$2,999,225
1997	233,004	7,104	10,329	11,099	7,036	35,568	\$165,747	\$2,611,151	\$2,673,766
1998	236,140	6,941	11,927	10,863	7,120	36,851	\$173,327	\$2,900,516	\$2,714,889
1999	210,840	7,215	12,718	11,135	7,128	38,196	\$180,425	\$3,128,884	\$3,098,148
2000	206,584	8,371	14,238	11,604	6,592	40,805	\$189,324	\$3,000,633	\$3,047,789
2001	208,601	7,302	14,282	11,575	7,808	40,967	\$196,170	\$3,269,316	\$3,190,199
2002	211,126	7,517	15,604	11,909	7,609	42,639	\$186,876	\$3,307,393	\$2,982,581
2003	217,587	7,251	15,534	12,704	8,002	43,491	\$194,252	\$3,625,568	\$3,694,827
2004	243,024	8,094	17,877	12,475	7,652	46,098	\$206,049	\$3,554,346	\$3,576,068
2005	244,874	7,341	20,168	11,783	7,601	46,893	\$213,514	\$4,459,492	\$3,951,718
2006	247,970	6,580	21,216	11,021	6,771	45,588	\$210,690	\$3,964,308	\$4,205,077
2007	248,501	6,365	21,405	10,669	6,537	44,976	\$217,347	\$4,455,104	\$4,119,248
2008	239,449	5,476	18,271	10,374	6,140	40,261	\$226,636	\$4,613,393	\$4,331,299
2009	296,919	6,087	18,961	10,295	6,420	41,763	\$230,125	\$5,448,090	\$5,016,629
2010	308,641	6,193	22,228	10,039	6,337	44,797	\$272,865	\$6,539,982	\$6,013,375
2011***	0	0	0	0	0	0	\$17,370	\$1,339,444	\$2,623,267
2012	310,839	4,675	26,393	9,409	4,911	45,388	\$265,866	\$7,593,577	\$5,622,864
2013	320,485	5,670	22,512	9,254	5,855	43,321	\$275,124	\$7,581,754	\$6,257,134
2014	314,446	5,910	23,679	9,446	6,122	45,157	\$284,356	\$7,061,248	\$7,078,674
2015	305,093	6,732	27,012	9,240	6,465	49,449	\$295,729	\$8,135,448	\$9,272,248
2016	293,123	7,188	22,179	10,024	6,909	46,300	\$253,547	\$7,837,892	\$6,988,322

Income and Expenses include State Premium Appropriations and Bonding Assistance, but no State funded Capital Improvements.

*Other Divisions include Ag Products, Domestic Arts, Needlework, Flowers, Arts & Crafts, Photography, Writing & Education.

**Livestock Entries include Horse, Beef, Goats, Sheep, Swine, Rabbits, Dairy & Poultry.

***2011 Fair cancelled due to flooding

ENTRIES

	1986	1987	1988	1989	1990	1991	1992	1993	1994	1995	1996	1997	1998	1999	2000	2001	2002	2003	2004	2005	2006	2007	2008	2009	2010	2011	2012	2013	2014	2015	2016
Number of Beef	374	433	374	418	407	371	411	369	339	408	345	336	367	298	233	359	448	355	327	230	258	246	333	230	215	Flood	256	224	211	237	198
Entries	465	717	597	457	660	579	736	533	656	584	479	482	536	472	380	496	558	493	461	495	530	491	494	412	333	Flood	330	370	476	539	425
Number of Dairy	209	151	164	179	169	180	200	135	139	126	84	71	126	191	162	71	91	130	135	75	110	116	125	98	120	Flood	102	115	90	93	80
Entries	421	313	335	435	379	391	424	228	254	184	126	124	212	222	259	122	98	199	307	102	129	154	133	125	153	Flood	114	140	130	105	152
Number of Swine	70	69	78	69	47	disease	50	92	95	63	80	56	49	175	147	420	407	305	311	300	308	469	409	300	273	Flood	242	253	228	225	214
Entries	118	89	99	123	56	disease	89	137	146	107	111	93	90	279	155	434	422	527	617	566	599	512	461	427	464	Flood	429	739	398	491	520
Number of Sheep	473	562	426	544	563	573	625	639	574	629	683	636	512	679	597	447	340	340	403	504	396	518	484	356	376	Flood	263	347	497	632	435
Entries	658	849	670	770	677	844	924	947	1039	772	1115	845	679	893	847	640	485	588	560	648	597	647	624	623	530	Flood	341	650	543	843	825
Number of Goats/Llamas	55	0	43	25	13	32	36	38	41	59	56	50	46	55	33	25	18	16	40	51	71	47	65	70	75	Flood	136	173	163	191	267
Entries	82	0	79	28	21	82	68	108	114	152	108	112	99	91	62	60	58	56	75	84	130	102	110	100	109	Flood	157	221	341	312	537
Number of Poultry	436	351	813	621	687	766	881	457	663	578	429	269	378	213	259	279	409	295	269	176	261	208	230	225	260	Flood	284	192	230	0	237
Entries	472	364	813	673	767	878	981	557	713	578	429	269	378	213	259	262	367	317	261	168	249	198	217	249	315	Flood	310	196	244	Cancelled	266
Number of Rabbits	60	43	113	82	114	124	159	162	168	243	318	1149	1388	870	596	252	300	350	508	360	268	274	305	340	316	Flood	390	320	330	486	434
Entries	65	41	113	82	127	124	159	182	186	243	318	1149	1388	1204	796	547	549	871	1089	899	592	1220	1006	1045	1264	Flood	1498	1259	1391	1732	1813
Number of Horses	601	667	598	593	588	722	647	631	650	637	734	726	755	692	897	872	1079	909	812	775	915	673	611	589	560	Flood	667	865	645	850	919
Entries	1741	1821	1916	2137	2285	3510	3060	2805	3283	3862	3874	4030	3559	3841	5017	4741	4980	4833	4724	4379	3754	3041	2380	3106	3025	Flood	1496	2095	2387	2710	2650
Ag Products	386	488	391	339	390	389	396	292	389	420	533	519	356	246	260	498	217	362	326	300	334	306	188	170	172	Flood	215	193	173	266	227
Domestic Arts & Meats	735	1049	1153	1123	1077	1860	1064	870	857	981	779	718	785	821	727	826	583	736	671	710	723	589	448	502	501	Flood	527	710	441	498	455
Sunflowers & Snacks	12	5	12	7	4	0	0	0	0	0	0	0	0	0	0	0	0	0	0	0	0	0	0	0	0	Flood	0	0	0	0	0
Needlework	865	706	1039	1139	851	917	928	833	689	714	584	679	679	613	605	603	493	579	589	453	451	348	304	342	321	Flood	393	325	251	300	295
Flowers	564	493	490	449	476	471	637	523	542	736	436	396	537	543	548	607	406	907	948	971	920	920	948	1002	739	Flood	561	962	849	1043	1036
Fine Arts	290	304	416	482	475	514	563	556	548	552	511	495	456	555	377	329	348	344	355	371	235	222	269	266	326	Flood	219	253	219	377	209
Photography	492	468	725	611	575	555	517	354	357	322	426	497	472	483	433	365	438	448	533	455	451	506	410	464	615	Flood	543	448	515	458	451
Number of FFA	6629	8731	9737	9762	10019	10588	9598	9632	9636	10220	9362	10329	11927	12718	14238	14282	15604	15534	17877	20168	21216	21405	18271	18960	22228	Flood	26393	22512	23679	27012	22179
Number of 4-H	8430	9327	9793	10991	11635	10866	11382	11896	11282	11925	11489	11099	10863	11135	11604	11575	11909	12704	12475	11783	11021	10669	10374	10295	10039	Flood	9409	9254	9446	9240	10024
School Entries	1745	2021	2566	2586	2979	2948	3129	3337	2285	2753	2779	3350	3535	3553	3805	4191	4671	4249	4061	4159	3542	3175	3573	3474	3477	Flood	2555	2929	3387	3413	4137
Writing Entries	1200	750	780	700	566	475	490	440	451	293	427	365	255	270	400	304	430	350	150	150	100	452	100	125	140	Flood	316	46	287	110	99
Dairy Bake-off &	0	0	0	0	0	0	0	0	0	0	0	0	0	0	0	0	0	0	0	0	0	0	0	0	0	Flood	0	0	0	0	0
Crisco Contest	32	0	20	27	16	0	0	0	0	0	0	0	0	0	0	0	0	0	0	0	0	0	0	0	0	Flood	0	0	0	0	0
Special Food Shows				20	0	50	56	16	16	11	12	17	45	44	33	85	23	27	19	32	15	19	6	75	46	Flood	57	19	0	0	0
	25,402	28,536	31,744	32,941	34,035	36,041	35,201	34,246	33,443	35,409	33,898	35,568	36,851	38,196	40,805	40,967	42,639	44,124	46,098	46,893	45,588	44,976	40,310	41,762	44,797	Flood	45,863	43,321	45,157	49,449	46,300

MAJOR CAPITAL IMPROVEMENTS

Source of Revenue

(also includes State and Local support of facilities)

The ND State Fair was authorized by the 1965 State Legislature
with the 1st Fair held July 17-23 of 1966.

<u>YEAR</u>	<u>PROJECT</u>	<u>STATE FUNDS</u>	<u>LOCAL FUNDS</u>	<u>FAIR FUNDS</u>
1969	4-H & FFA BARN 1/4 Mile Race Track	\$25,000	\$20,000	
1971	Horse Barn		\$16,000	\$39,000
1975	Caretakers House All Seasons Arena	\$500,000	\$1,700,000	\$27,000
1976	FFA Building Horse Barn & Stalls Paving & Lighting Interest	\$250,000 \$200,000	\$94,000	\$200,000 \$28,713
1977	New Shop Kiddies Barn Interest		\$8,000	\$11,000 \$29,423
1978	Warehouse Expo Barn & Stalls & Wash Trailer Park Sewer/Water/Electric System 3/8 Mile Race Track Security Fencing Toilets Interest	\$500,000 \$40,000 \$60,000	\$1,700 \$30,000	\$3,000 \$25,000 \$75,000 \$27,000 \$23,779
1979	Grandstand Seats Jaycees Building New Sidewalks Interest		\$60,000	\$35,000 \$8,000 \$16,658
1980	Avenue of Flags Crops & Gardens Bldg Parking Lot - Land Interest		\$2,500	\$2,500 \$70,000 \$95,000 \$13,976
1981	Fencing Paving Around Barns Front Sign Sewer & Water Drains on Ind. Midway Parking Barriers & Signs Expanding Outdoor Horse Arena Interest			\$5,913 \$60,170 \$5,980 \$4,125 \$3,160 \$1,000 \$12,524

CONTINUED MAJOR CAPITAL IMPROVEMENTS

<u>YEAR</u>	<u>PROJECT</u>	<u>STATE FUNDS</u>	<u>LOCAL FUNDS</u>	<u>FAIR FUNDS</u>
1982	Expanding Outdoor Horse Arena			\$1,000
	Landscape Machinery Area South of Com. Bldg.			\$3,000
	New Aluminum Seats for Grandstand Bleachers			\$40,000
	New Stalls for Goats & Sheep			\$7,500
	New Parking Lot Sign			\$6,250
	Fencing East Lot			\$4,000
	New Stage			\$49,000
	1st Phase of Electrical			\$6,440
	Renovation	\$110,600		
	Steel Post & Chain Fences Around Grounds			\$10,038
	Concrete Benches		\$650	
	Beer Garden Addition		\$6,500	\$8,868
	Electrical Service for Oil Show			\$1,400
	Construction Parking Lot N of Grounds			\$7,300
	Stage			\$48,658
	Pave Shuttle Bus Route			\$2,004
	Interest			\$11,847
1983	Stage Cover		\$7,800	\$15,800
	Electrical	\$39,400		\$38,614
	Comfort Station			\$73,022
	Signage			\$5,652
	Sheriff's Office			\$1,029
	Landscaping			\$1,094
	Livestock Pens			\$3,815
	Interest			\$10,007
1984	Parking Lot Landscaping			\$23,852
	Trees & Shrubs			\$1,999
	Signage			\$6,565
	Grandstand Gates & Entries			\$2,710
	Ticket Office Addition			\$4,194
	Pave Front of Grandstand			\$8,800
	Curbs			\$2,970
	In-field Transformer			\$2,700
	Spotlight Stand			\$750
	Commercial Building II			\$473,324
	Comfort Station Architect			\$960
	Landscaping at Stage II, Remove Road			\$6,877
Interest			\$18,601	
1985	All Seasons Arena Companion Structure & Office under contract with interest payments pledged as of 1/8/85		\$1,486,418	\$433,658
	Landscape around Pond			\$590
	Paving Front Grandstand			\$5,325
	Remodel Picnic Area			\$4,459

CONTINUED MAJOR CAPITAL IMPROVEMENTS

<u>YEAR</u>	<u>PROJECT</u>	<u>STATE FUNDS</u>	<u>LOCAL FUNDS</u>	<u>FAIR FUNDS</u>
1986	Signage			\$764
	Trees			\$1,080
	Waterline			\$8,678
	Beer Gardens			\$263,633
	Interest		\$25,950	\$44,338
	Paving West Arena		\$45,000	\$22,961
	Sewer Improvement		\$166,181	\$1,908
	Paving			\$13,775
	Beer Gardens Heating			\$24,611
	Beer Gardens Fencing			\$1,142
	Concessions Area Arena II		\$21,210	
	Land			\$70,000
	Arches			\$6,733
	East Parking Lot Paving			\$420
	Trees			\$320
	Interest		\$88,234	\$70,423
1987	Arches		\$35,000	\$23,673
	Paving by Arch		\$9,845	\$8,600
	Dairy Barn Lighting			\$1,041
	Morton Shop			\$9,357
	Stage III			\$4,800
	Interest		\$78,152	\$120,339
1988	Cultural Concessions Area		\$8,057	
	Cultural Building			
	Theater/Conference Room/ Kitchen/Equipment/Restrooms		\$1,594,660	\$1,377,706
	Parking Lot			
	Gym Dandy's Center	\$70,000		\$330,000
	Dressing Room			\$7,920
	Backstage Bathroom			\$1,884
	Free Stage			\$1,000
	Defaulted Pledges		(\$357,000)	\$357,000
	Pedestrian Control			\$3,937
	Restaurant I		\$60,119	
	Honeywell Air Cleaners			\$1,825
	Interest		\$65,595	\$86,831
1989	Carnival Bathroom			\$14,605
	Commercial III/Sidewalk			\$8,424
	Gate Change/Shuttle Route			\$10,055
	Dressing Rooms			\$2,701
	Pepsi Gate		\$15,000	\$1,569
	Restaurant II		\$106,045	
	Visibility Barrier Fence			\$3,135
	State Appropriation	\$201,027		(\$201,027)
	Interest		\$73,975	\$71,547

CONTINUED MAJOR CAPITAL IMPROVEMENTS

<u>YEAR</u>	<u>PROJECT</u>	<u>STATE FUNDS</u>	<u>LOCAL FUNDS</u>	<u>FAIR FUNDS</u>
1990	Camping			\$5,176
	Comm II/Heating & Air			\$139,559
	Comm II Restaurant		\$86,706	
	Horse Barn			\$3,000
	Beer Gardens/Concrete			\$443
	Shuttle Route			\$1,849
	Coffee Room			\$495
	State Appropriation	\$210,000		(\$210,000)
	Interest		\$72,821	\$247,093
1991	Camping/Elec/Sewer		\$7,200	\$10,000
	Comm II/Heat, Air, Lights			\$5,727
	Horse Barn II/Liner			\$1,312
	Cultural Bldg/Arbitration			\$13,834
	Ticket Booths			\$3,179
	Ticket Office/Electric			\$545
	Handicap Access/Grandstand			\$3,597
	Land			\$5,000
	Surface Drainage/Culverts			\$1,400
	Arena I Retrofit		\$370,000	
	Interest			\$329,883
1992	Expo Barn Concrete		\$27,339	
	Fence			\$6,293
	Ticket Booths			\$3,810
	State Appropriations	\$210,000		(\$210,000)
	Interest			\$261,620
1993	Horse Barn Concrete		\$74,116	
	City/Arena Maintenance Repairs		\$30,000	
	State Appropriations	\$210,000		(\$210,000)
	Interest			\$239,414
1994	West Lot		\$225,645	\$27,626
	Barn Moving		\$119,350	
	Grandstand Restrooms			\$40,407
	County/Building & Grounds Repair		\$57,524	
	City/Arena Maintenance Repairs		\$80,000	
	Interest			\$303,850
1995	West Lot			\$19,550
	Moving Reader Board Sign			\$7,350
	East Lot	\$30,000	\$20,000	\$91,261
	City/Arena Maintenance Repairs		\$80,000	
	County/Building & Grounds Repair		\$67,818	
	State Appropriations	\$210,000		(\$210,000)
	Interest/Debt Service			\$186,333

CONTINUED MAJOR CAPITAL IMPROVEMENTS

<u>YEAR</u>	<u>PROJECT</u>	<u>STATE FUNDS</u>	<u>LOCAL FUNDS</u>	<u>FAIR FUNDS</u>
1996	Midway Transformer			\$1,000
	Midway Parking			\$24,709
	Stage Roof			\$119,233
	Street Lights			\$5,500
	City/Arena Maintenance Repairs		\$80,000	
	County/Building & Grounds Repair		\$69,849	
	Interest			\$179,319
	Flickertail Concrete			\$4,358
	Game and Fish		\$103,000	
	Pond Fountain			\$2,324
	Sprinkler System			\$3,828
	City/Arena Maintenance Repairs		\$80,000	
	County/Building & Grounds Repair		\$68,870	
	State Appropriations	\$210,000		(\$210,000)
	Interest			\$171,886
1998	Flat Track - Drag Strip		\$290,344	
	County/Building & Grounds Repair		\$85,678	
	City/Arena Maintenance Repair		\$80,000	
	Arena I Restrooms			\$70,000
	Pond Fountain			\$674
	Grounds Keeper's Garage			\$11,008
	Grounds Keeper's House			\$5,230
	Interest			\$165,602
	Expansion		\$241,881	\$4,664
1999	New Asphalt			\$112,049
	Fence Relocation North of Fair			\$7,782
	North Road Relocation		\$50,000	\$12,500
	Pavilion Project			\$829
	Electrical for Machinery Row			\$15,487
	West Lot Camping Improvements			\$11,781
	East Lot Fence Remove/Replace			\$410
	Industrial Lot Gravel		\$51,000	
	Gate Repair/Install Barrier			\$835
	City/Arena Maintenance		\$80,000	
	County		\$91,605	
	City/Magic Place		\$6,916,560	
	State Appropriations	\$210,000		(\$210,000)
	Interest			\$156,184
2000	City/Magic Place/Renovation		\$1,445,519	
	City		\$57,566	
	Kiddie barn relocation/parking			\$16,683
	Porter land			\$6,000
	Porter land fencing			\$2,324
	State Fair Park			\$33,090
	West lot camping			\$9,119
	County		\$95,328	
	Interest			\$148,137

CONTINUED MAJOR CAPITAL IMPROVEMENTS

<u>YEAR</u>	<u>PROJECT</u>	<u>STATE FUNDS</u>	<u>LOCAL FUNDS</u>	<u>FAIR FUNDS</u>
2001	Carnival lot relocation			\$93,892
	Super Cross Track		\$30,000	
	Super Cross Fence		\$15,000	
	Super Cross Water Point		\$6,000	
	State Appropriations	\$210,000		(\$210,000)
	City		\$95,320	
	County		\$180,140	
	Interest			\$138,066
2002	Asphalt			\$32,210
	Camping Electrical East Lot		\$15,030	
	Camping Electrical West Lot		\$10,104	
	Office Cupboards			\$1,942
	City		\$99,681	
	County		\$190,367	
	Interest			\$135,639
2003	Air Conditioned Jaycees			\$7,322
	Air Conditioned Commercial I			\$29,268
	City		\$100,965	
	County		\$195,615	
	East Lot Electrical Upgrade			\$9,271
	Gate Arches			\$32,498
	Midway Restrooms			\$154,621
	Office Cupboards and Desks			\$3,519
	State Appropriations	\$210,000		(\$210,000)
	Street Light (sand box)			\$1,284
Interest			\$83,597	
2004	Arena Hallway Flooring			\$59,249
	City		\$116,240	
	County		\$203,393	
	Independent Midway Renovation			\$31,412
	Interest			
	Office Cupboards and Desks			\$2,176
	Street Light			\$2,408
	West Lot Electrical Upgrade			\$6,200
Interest			\$79,541	
2005	Electrical Upgrades			\$11,538
	City		\$133,300	
	County		\$212,371	
	Gate Arches Lighting			\$1,917
	Office Cupboards			\$1,230
	State Appropriations	\$210,000		(\$210,000)
	West Lot Electrical Upgrade		\$50,311	\$23,852
Interest			\$73,073	

CONTINUED MAJOR CAPITAL IMPROVEMENTS

<u>YEAR</u>	<u>PROJECT</u>	<u>STATE FUNDS</u>	<u>LOCAL FUNDS</u>	<u>FAIR FUNDS</u>
2006	All Seasons Arena Seating Upgrade		\$500,395	\$200,000
	City		\$115,000	
	County		\$220,000	
	East Lot RV			\$113,261
	West Lot Electrical & Grass Lots			\$2,500
	Interest			\$65,410
	2007	All Seasons Arena Seating Upgrade		\$7,511
	Asphalt	\$28,488		
	City		\$169,495	
	County		\$236,789	
	Expo Barn Fan			\$14,258
	East Lot RV			\$4,312
	Interest			\$52,365
	State Appropriations	\$210,000		(\$210,000)
2008	Asphalt	\$2,157		
	City		\$235,828	
	County		\$281,032	
	Electrical RV Upgrade			\$15,500
	Commercial III Air Conditioner			\$36,069
	Grandstand Project	\$120,200		
	Interest			\$43,586
2009	Arena I Break Room			\$10,385
	Asphalt	\$234,356		
	Electrical Upgrade East Lot RV			\$39,617
	Electrical Upgrade Carnival RV			\$9,737
	Electrical Upgrade South HB II			\$15,000
	FFA Air Conditioner			\$18,505
	Grandstand Approp 2007-2009	\$129,800		\$4,046
	Grandstand Approp 2009-2011	\$969,986		
	Interest Paid			\$34,861
	North Road			\$12,500
	Umbrella's Food Court			\$19,351
	City		\$260,885	
	County		\$284,198	
State Appropriations	\$210,000		(\$210,000)	
2010	Industrial Lot Regrade			\$18,925
	Umbrella's Food Court			\$23,159
	West Lot Comfort Station		\$30,500	\$156,153
	Carpet-Norsk Room & TJs			\$7,370
	Night Deposit Vault			\$4,769
	East Lot RV Embankment			\$25,000
	Electrical Upgrade Carnival RV			\$7,360
	Expo Barn Re-Roof Wings			\$34,210
	Food Court Utilities			\$33,855

CONTINUED MAJOR CAPITAL IMPROVEMENTS

<u>YEAR</u>	<u>PROJECT</u>	<u>STATE FUNDS</u>	<u>LOCAL FUNDS</u>	<u>FAIR FUNDS</u>
2010	Regrade West Lot			\$10,066
(cont)	Ticket Booth			\$7,237
	Asphalt			\$102,751
	City		\$297,787	
	County		\$335,795	
	Interest			\$31,999
	Grandstand	\$13,003,452		\$58,019
2011	Asphalt			\$59,157
	Grandstand	\$1,026,562		\$95,699
	Grounds Keeper House			\$45,355
	Industrial Lot Power			\$84,155
	Interest			\$21,111
	State Fair Center Lobby Piers			\$12,623
	Ticket Booth			\$6,679
	Umbrella's Food Court			\$19,498
	West Lot Comfort Station			\$9,987
	West Lot Electric Upgrade			\$3,984
	City		\$408,188	
	County		\$370,424	
2012	Asphalt			\$241,083
	Grandstand Concrete			\$25,524
	Grandstand Snow Retention System			\$63,028
	Grandstand Stage Roof Anchors			\$4,224
	Hockey Boards			\$162,051
	Ice Floor			\$895,402
	Industrial Lot Lights			\$36,680
	Industrial Lot Asphalt			\$80,200
	Interest			\$38,409
	Pond Fence			\$16,230
	Re-Seed Grass			\$2,600
	Regrade Dirt South of Horse Barn II			\$4,000
	RV Booth			\$3,961
	Security Cameras			\$9,730
	Sprinkler System			\$14,499
	State Fair Center HVAC Unit			\$18,000
	Theater Overhead Door			\$7,086
	West Lot Gravel			\$29,666
	City		\$792,775	
	County		\$378,022	
	State Appropriations	\$210,000		(\$210,000)

CONTINUED MAJOR CAPITAL IMPROVEMENTS

<u>YEAR</u>	<u>PROJECT</u>	<u>STATE FUNDS</u>	<u>LOCAL FUNDS</u>	<u>FAIR FUNDS</u>
2013	Bubbas			\$24,024
	Carpet-Fair Office			\$18,018
	Commercial I Roof			\$46,837
	FEMA Trailers			\$11,000
	Fence-Midway			\$3,338
	Fence Panels			\$7,500
	Grandstand Bird Control			\$142,597
	Hot Water Heater-4-H Hall			\$16,782
	HVAC-4-H Hall			\$195,210
	Lights-Expo Barn Show Ring			\$2,110
	Overhead Door-Bunny Barn			\$1,988
	Portable Light Towers			\$12,000
	RV Dump			\$22,920
	Security Cameras			\$44,233
	Sprinkler System			\$8,800
	Street Lights			\$1,447
	West Lot Electrical Upgrade			\$2,831
	Flood Loan Payoff	\$647,361		\$211,359
	City		\$507,556	
	County		\$434,795	
2014	Asphalt	\$2,287,185		\$762,970
	Curling Club Floor		\$28,020	\$69
	East Lot Sign			\$7,396
	Upgrade Power North of Commercial I			\$12,390
	Fiber Optics			\$73,000
	HVAC Upgrades			\$16,606
	Historical Society Sub Meter			\$7,433
	SFC Sub Meter			\$24,950
	Broadway Reader Board			\$86,780
	4-H Barn Roof Replacement			\$38,000
	Industrial Lot RV Dump			\$10,481
	FFA Hall Remodel			\$262,141
	Stage 7 Relocate			\$18,698
	Street Lights			\$6,202
	Theater Walk In Door			\$3,680
	Viggy's Fire Protection			\$1,765
	Commercial III Office Roof Replacement			\$13,131
	Security Cameras			\$17,082
	Mega Ride Trailer			\$11,615
	City		\$524,976	
	County		\$462,944	

CONTINUED MAJOR CAPITAL IMPROVEMENTS

<u>YEAR</u>	<u>PROJECT</u>	<u>STATE FUNDS</u>	<u>LOCAL FUNDS</u>	<u>FAIR FUNDS</u>
2015	Asphalt	\$462,815		\$143,936
	Arena Mechanical/Lighting/Sound System			\$1,713,382
	Backstage Power Upgrade			\$9,307
	Curling Club Floor		\$246,980	\$19,388
	Drainage Ditch			\$11,992
	Grandstand Concrete			\$24,504
	Grandstand Mudjacking			\$7,800
	Grandstand Stage Roof			\$1,178,980
	FFA Hall Remodel			\$1,119,630
	Food Court Power Upgrade			\$1,988
	Magic Place HVAC Repair			\$23,386
	SFC Roof Repair			\$9,236
	Street Lights			\$5,000
	West Lot Power Upgrade			\$24,427
	City		\$483,765	
	County		\$511,531	
2016	Asphalt	\$433,461		\$10,460
	Arena Mechanical/Lighting/Sound System			\$81,504
	CoCo's Restaurant Remodel			\$485,155
	Commercial II HVAC System			\$32,480
	Digital Message Board			\$101,180
	Electric Upgrade Commercial III			\$4,340
	Electric Upgrade East of Dairy Barn			\$8,938
	Grandstand Fence			\$4,630
	Grandstand Stage Roof Gutters			\$3,217
	Mudjack Magic Place			\$10,000
	Relocate NoDak Building			\$26,372
	Sprinkler System			\$4,100
	City		\$316,979	
	County		\$522,517	
	Misc. Items Listed			\$835,291
	TOTAL =	\$23,891,850	\$27,293,835	\$17,195,589

1966 MAJOR IMPROVEMENTS: Non-specified improvements include the purchase of props, tables, chairs, display curtains, stock panels, tractors, vehicles and other equipment. The remodeling of the plumbing of 3 bathrooms in the Arts & Crafts Building; the remodeling of the grandstand ticket office; the addition of a mens toilet in the Arts & Crafts Building; \$8,000 worth of hand dryers; new staging; sodding of boulevards; replanting of grass; remodeling of the beer gardens & 4-H building; ticket booths; installation of new gates, fences & dividers; the demolition of two horse barns, the old hog & sheep barn, two race barns, an old log barn, two houses & the old office. The construction of a show mobile stage; a new underground drainage system; dredging of the pond; construction of a horse arena; cattle tie outs; new parking lot roadway & lights; aluminum benches; more portable bleachers; aluminum picnic tables; re-roofing of the dairy barn; painting of the domestic arts building; beef barn & dairy barn; new soffits on the horse barn; miscellaneous fencing; remodeling the pub bar & diaper stations; painting the grandstand. Over \$835,291 worth of additional significant changes & improvements

***Major improvements do not include general routine maintenance repairs, the purchase of consumable supplies, or replacement of equipment.

Footnote: A small portion of the interest credited to the support of Fair funding from 1976-1984 could possibly be credited to local funds.

Summary of State Fair
Board of Directors Actions
2015-2016

1. Approval of financials
2. Approval of meeting minutes
3. Approval of Management expenses
4. Approval of budget
5. Appointment of Kandi Mikkelson & Connie Hanson as State Fair representatives on the Fair Foundation Board
6. Appointment of Gary Knell & Chuck Meikle as State Fair representatives on the All Seasons Arena Board
7. Approval of Pepsi contract to run from April 2016 to March 2021
8. No fundraising on the fairgrounds other than in a Commercial booth
9. Motion made to request the NDSF Foundation to get an audit done annually
10. Motion to discontinue a free stage at Flickertail Gardens
11. Approval of 3 year contract extensions to Minot Electric, DC Entertainment, NW Projector, Kevin's Plumbing & Keller Paving
12. Approval to spend \$5,000 for the purchase of show t-shirts for 4-H & FFA
13. Approval of drug testing policy with penalties
14. Approval for M & S to purchase new equipment - \$3,400 hot box, \$2,400 (4) hot rollers, \$600 grandstand freezer, \$2,400 (2) popcorn warmers, \$6,000 (2) portable bars
15. Motion to deny a late arrival (two days) for an exhibitor
16. Request denied for early release from 4-H rabbit show
17. Approval of addendum to carnival contract regarding "spectacular rides percentage discount" changing verbiage to "mechanical" rides



Financial Statements
September 30, 2016 and 2015
North Dakota State Fair Association

Independent Auditor's Report..... 1

Management's Discussion and Analysis 4

Basic Financial Statements

 Statement of Net Position 8

 Statement of Activities10

 Balance Sheets12

 Statements of Revenues, Expenses and Changes in Net Position13

 Statements of Cash Flows14

 Statement of Appropriations16


 Notes to Financial Statements17

Required Supplementary Information

 Schedules of Employer's Share of Net Pension Liability and Employer Contributions33

Independent Auditor's Report on Internal Control over Financial Reporting and on Compliance and Other Matters
Based on an Audit of Financial Statements Performed in Accordance with *Government Auditing Standards*.....35

 Schedule of Findings and Responses.....37



Independent Auditor's Report

The Board of Directors
North Dakota State Fair Association
Minot, North Dakota

Report on the Financial Statements

We have audited the accompanying financial statements of the business-type activities and discretely presented component unit of the North Dakota State Fair Association, an enterprise fund of the State of North Dakota, which comprise the balance sheets as of September 30, 2016 and 2015, and the related statements of revenues, expenses and changes in net position, the statements of cash flows, and the statement of appropriations for the years then ended, and the related notes to the financial statements, which collectively comprise the Association's basic financial statements as listed in the table of contents.

Management's Responsibility for the Financial Statements

Management is responsible for the preparation and fair presentation of these financial statements in accordance with accounting principles generally accepted in the United States of America; this includes the design, implementation, and maintenance of internal control relevant to the preparation and fair presentation of financial statements that are free from material misstatement, whether due to fraud or error.

Auditor's Responsibility

Our responsibility is to express an opinion on these financial statements based on our audits. We conducted our audits in accordance with auditing standards generally accepted in the United States of America and the standards applicable to financial audits contained in *Government Auditing Standards*, issued by the Comptroller General of the United States. Those standards require that we plan and perform the audit to obtain reasonable assurance about whether the financial statements are free from material misstatement.

An audit involves performing procedures to obtain audit evidence about the amounts and disclosures in the financial statements. The procedures selected depend on the auditor's judgment, including the assessment of the risks of material misstatement of the financial statements, whether due to fraud or error. In making those risk assessments, the auditor considers internal control relevant to the entity's preparation and fair presentation of the financial statements in order to design audit procedures that are appropriate in the circumstances, but not for the purpose of expressing an opinion on the effectiveness of the entity's internal control. Accordingly, we express no such opinion. An audit also includes evaluating the appropriateness of accounting policies used and the reasonableness of significant accounting estimates made by management, as well as evaluating the overall presentation of the financial statements.

We believe that the audit evidence we have obtained is sufficient and appropriate to provide a basis for our audit opinion.

www.eidebailly.com

1730 Burnt Boat Loop, Ste. 100 | P.O. Box 1914 | Bismarck, ND 58502-1914 | T 701.255.1091 | F 701.224.1582 | EOE

Basis for Qualified Opinion-Scope Limitation

The Foundation, a discretely presented component unit of the Association, was unable to obtain support for the asset quality of the Foundation's notes receivable as of September 30, 2016. We were unable to obtain sufficient appropriate audit evidence about the asset quality of the notes receivable by other auditing procedures.

Qualified Opinion

In our opinion, except for the effects of not obtaining support for the asset quality of the Foundation's notes receivable, the financial statements referred to above present fairly, in all material respects, the respective financial position of the business-type activities and the discretely presented component unit of the North Dakota State Fair Association, as of September 30, 2016, and the related statements of revenues, expenses and changes in net position, the statements of cash flows, and the statement of appropriations for the year then ended in accordance with accounting principles generally accepted in the United States of America.

Emphasis of Matter

As discussed in Note 1, the financial statements of North Dakota State Fair Association, an enterprise fund of the State of North Dakota, are intended to present the financial position, the changes in financial position and cash flows of only that portion of the business-type activities of the State of North Dakota that is attributable to the transactions of North Dakota State Fair Association. They do not purport to, and do not, present fairly the financial position of the State of North Dakota as of September 30, 2016 and 2015, the changes in its financial position, or its cash flows for the year then ended in conformity with accounting principles generally accepted in the United States of America. Our opinion is not modified with respect to this matter.

Other Matters**Required Supplementary Information**

Accounting principles generally accepted in the United States of America require that the Management's Discussion and Analysis, Schedule of Employer's Share of Net Pension Liability and Schedule of Employer Contributions as listed in the table of contents be presented to supplement the basic financial statements. Such information, although not a part of the basic financial statements, is required by the Governmental Accounting Standards Board, who considers it to be an essential part of financial reporting for placing the basic financial statements in an appropriate operational, economic, or historical context. We have applied certain limited procedures to the required supplementary information in accordance with auditing standards generally accepted in the United States of America, which consisted of inquiries of management about the methods of preparing the information and comparing the information for consistency with management's responses to our inquiries, the basic financial statements, and other knowledge we obtained during our audit of the basic financial statements. We do not express an opinion or provide any assurance on the information.

Other Reporting Required by *Government Auditing Standards*

In accordance with *Government Auditing Standards*, we have also issued our report dated November 4, 2016 on our consideration of the North Dakota State Fair Association's internal control over financial reporting and on our tests of its compliance with certain provisions of laws, regulations, contracts, and grant agreements and other matters. The purpose of that report is to describe the scope of our testing of internal control over financial reporting and compliance and the results of that testing, and not to provide an opinion on internal control over financial reporting or on compliance. That report is an integral part of an audit performed in accordance with *Government Auditing Standards* in considering North Dakota State Fair Association's internal control over financial reporting and compliance.

Eide Bailly LLP

Bismarck, North Dakota
November 4, 2016

This section of the Association's annual financial report presents our analysis of the financial performance during the fiscal year that ended September 30, 2016 and certain comparative data for 2015. The management's discussion and analysis does not present comparative information in all areas due to the adoption of GASB Statement No. 68 during 2015 as the restatement of all prior periods was not practical and the information necessary to provide comparative information was not available prior to 2015. Please read it in conjunction with the financial statements, which follow this section.

Financial Highlights

- The North Dakota State Fair Foundation, a component unit of the North Dakota State Fair, was added to the financial statements in fiscal year 2016.
- The Association's net position decreased by \$25,334 or -0.08% in fiscal year 2016.
- The Beginning of year net position was adjusted due to the implementation of GASB 68. After the adjustment, the Association's net position increased by \$402,441 or 1.31% in 2015.
- During fiscal year 2016, the Association's operating revenues decreased by \$584,813 or -7.76%, while operating expenses decreased by \$189,665 or -2.2%.
- During fiscal year 2015, the Association's operating revenues increased by \$922,349 or 13.95%, while operating expenses increased by \$1,094,845 or 14.55%.
- Fair revenues in fiscal year 2016 decreased to \$6,601,947 or -8.42%.
- Fair revenues in fiscal year 2015 increased to \$7,209,324 or 15.05%.
- During fiscal year 2016, the property and equipment additions totaled \$1,180,894.
- During fiscal year 2015, the property and equipment additions totaled \$8,030,784, which includes \$3,374,779 of construction work in progress that was placed in service during the year.
- Depreciation expense for the current fiscal year 2016 totaled \$1,635,102.
- Depreciation expense for fiscal year 2015 totaled \$1,516,979.

Overview of the Financial Statements

This annual report consists of three parts: Management's Discussion and Analysis, Financial Statements, and Required Supplementary Information. The Financial Statements also include notes that explain in more detail some of the information in the financial statements.

Required Financial Statements

The Financial Statements of the Association report information about the Association using accounting methods similar to those used by private sector companies. These statements offer short and long-term financial information about its activities. The Balance Sheet includes all of the Association's assets and liabilities and provides information about the nature and amounts of investments in resources (assets) and the obligations to Association creditors (liabilities). It also provides the basis for computing rate of return, evaluating the capital structure of the Association and assessing the liquidity and financial flexibility of the Association. All of the current year's revenues and expenses are accounted for in the Statement of Revenues, Expenses, and Net Position. This statement measures the success of the Association's operations over the past year and can be used to determine whether the Association has successfully recovered all its costs through its user fees and other charges, profitability and credit worthiness. The final required financial statement is the Statement of Cash Flows. The primary purpose of this statement is to provide information about the Association's cash receipts and cash payments during the reporting period.

The statement reports cash receipts, cash payments, and net changes in cash resulting from operations, investing, and financing activities and provides answers to such questions as where did cash come from, what was cash used for, and what was the change in cash balance during the reporting period.

Financial Analysis of the Association

One of the most important questions asked about the Association's finances is "Is the Association as a whole better off or worse off as a result of the year's activities?" The Balance Sheet, and the Statement of Revenues, Expenses and Changes in Net Position report information about the Association's activities in a way that will help answer this question. These two statements report the net position of the Association and changes in them. You can think of the Association's net position-the difference between assets, deferred outflows and inflows and liabilities-as one way to measure financial health or financial position. Over time, increases or decreases in the Association's net position are one indicator of whether its financial health is improving or deteriorating. However, you will need to consider other non-financial factors such as changes in economic conditions, population declines, and competitive forms of entertainment.

Net Position

To begin our analysis, a summary of the Association's Balance Sheets is presented in the following:

**Condensed Balance Sheets
(In Thousands of Dollars)**

	2016	2015	2014	Dollar Change
Assets				
Current and other assets	\$ 5,918	\$ 5,695	\$ 6,398	\$ 223
Capital assets	27,830	28,301	25,378	(471)
Total assets	<u>33,748</u>	<u>33,996</u>	<u>31,776</u>	<u>(248)</u>
Deferred Outflows of Resources	<u>239</u>	<u>152</u>	<u>-</u>	<u>87</u>
Total assets and deferred outflows of resources	<u>\$ 33,987</u>	<u>\$ 34,148</u>	<u>\$ 31,776</u>	<u>\$ (161)</u>
Liabilities				
Current liabilities	\$ 210	\$ 302	\$ 430	\$ (92)
Long-term debt outstanding	1,846	1,969	-	(123)
Other liabilities	734	718	33	16
Total liabilities	<u>2,790</u>	<u>2,989</u>	<u>463</u>	<u>(199)</u>
Deferred Inflow of Resources	<u>199</u>	<u>136</u>	<u>-</u>	<u>63</u>
Net Position				
Net invested in capital assets	25,874	26,223	25,378	(349)
Unrestricted	5,124	4,800	5,935	324
Total net position	<u>30,998</u>	<u>31,023</u>	<u>31,313</u>	<u>(25)</u>
Total liabilities, deferred inflows and net position	<u>\$ 33,987</u>	<u>\$ 34,148</u>	<u>\$ 31,776</u>	<u>\$ (161)</u>

North Dakota State Fair Association
Management's Discussion and Analysis
September 30, 2016 and 2015

The condensed balance sheet shows the categories of items that are owned and owed by the Association. Due to the implementation of GASB 68 in 2015, figures may not be comparable to the prior year for some areas of the financial statements. Total assets decreased by \$249 thousand mainly due to the depreciation of capital assets. The large capital projects that were completed in the prior year are now getting a full year's worth of depreciation. Total liabilities decreased \$108 thousand mainly due to the annual payment on the long-term bond.

Condensed Statements of Revenues, Expenses and Changes in Net Position
(In Thousands of Dollars)

	2016	2015	2014	Dollar Change
Operating Revenues				
Fair proceeds and other revenue	\$ 6,602	\$ 7,210	\$ 6,266	\$ (608)
Arena revenue	331	306	281	25
Other revenue	17	19	65	(2)
	<u>6,950</u>	<u>7,535</u>	<u>6,612</u>	<u>(585)</u>
Nonoperating Revenues				
Local grants	839	1,026	1,262	(187)
Interest and investment income	5	3	3	2
(Loss)/Gain on sale of fixed assets	-	(125)	(1)	125
	<u>844</u>	<u>904</u>	<u>1,264</u>	<u>(60)</u>
Total Revenue	<u>7,794</u>	<u>8,439</u>	<u>7,876</u>	<u>(645)</u>
Operating Expenses				
General expenses	4,703	4,975	4,145	(272)
Depreciation expense	1,635	1,517	1,316	118
Salaries, wages and vacation pay	1,841	1,834	1,782	7
Premiums, trophies and awards	253	296	284	(43)
	<u>8,432</u>	<u>8,622</u>	<u>7,527</u>	<u>(190)</u>
Non Operating Expenses				
Interest expense	64	42	-	22
Bond issuance costs	17	128	-	(111)
Amortization	(12)	(7)	-	(5)
	<u>69</u>	<u>163</u>	<u>-</u>	<u>(94)</u>
Total Expenses	<u>8,501</u>	<u>8,785</u>	<u>7,527</u>	<u>(284)</u>
Transfers -				
State Appropriations	<u>681</u>	<u>748</u>	<u>2,560</u>	<u>(67)</u>
Change in Net Position	(26)	402	2,909	(428)
Net Position, Beginning of Year, as restated	<u>31,023</u>	<u>30,621</u>	<u>28,413</u>	<u>402</u>
Net Position, End of Year	<u>\$ 30,997</u>	<u>\$ 31,023</u>	<u>\$ 31,322</u>	<u>\$ (26)</u>

The condensed statements of revenues, expenses and changes in net position shows both the revenue streams and expenditures associated with operating the Association. Total revenues decreased \$645 thousand mainly due to less local grant funding along with lower attendance at the Fair. The beginning net position in 2015 was adjusted to \$30,621 due to implementing GASB 68.

Capital Assets

As of September 30, 2016 and September 30, 2015, the Association had invested more than \$51 and \$50 million, respectively, in infrastructure including land, buildings, improvements and equipment. Approximately 96 percent of that total is related to land and structures. Maintenance and upkeep of those structures and improvements is a continual ongoing process for the Association. Annual yearly costs for building and grounds upkeep exceeded \$796 thousand in 2016 and \$825 thousand in 2015, excluding payroll costs for Association employees engaged in repair and upkeep procedures.

Current year additions to the capital asset category totaled approximately \$1 million. See footnote 6 for additional details.

Long-Term Bond Debt

At year-end 2016, the Association had \$1,800,000 in long term debt down from \$1,910,000 in fiscal year 2015. See footnote 7 for additional details.

Net Pension Liability

As of October 1, 2014, the Association adopted GASB Statement No. 68, *Accounting and Financial Reporting for Pensions* and GASB Statement No. 71 *Pension Transition for Contributions Made Subsequent to the Measurement Date*. The implementation of these standards requires governments calculate and report the costs and obligations associated with pensions in their basic financial statements. Employers are required to recognize pension amounts for all benefits provided through the plan which include the net pension liability, deferred outflows of resources, deferred inflows of resources, and pension expense. As a result of implementing this standard, the Association reported a net pension liability of \$704,238 at year end in 2016 and \$699,082 in 2015. See additional information in Note 9.

Economic Factors and Next Year's Operations

The North Dakota State Fair Association is in the entertainment business, and as such is dependent upon many factors affecting the entertainment spending decisions of its customers. Factors such as condition of the agriculture economy, oil industry, Minot Air Force Base, Canadian exchange rates, weather, and competing entertainment providers such as casinos can all have significant impact on turnout for the annual State Fair.

Contacting the Association's Financial Manager

This financial report is designed to provide our state citizens, customers, and creditors with a general overview of the Association's finances and to demonstrate the Association's accountability for the money it receives. If you have questions about this report or need additional financial information, contact the North Dakota State Fair Association office at P.O. Box 1796, Minot, ND 58702-1796.

This page intentionally left blank

North Dakota State Fair Association

Statement of Net Position

Year Ended September 30, 2016

	Primary Government <u>Business-Type</u>	Component Unit <u>State Fair</u>
Current Assets		
Cash and cash equivalents	\$ 5,767,795	\$ 121,391
Accounts receivable, net of allowance for uncollectible accounts of \$3,000 in 2016 and \$500 in 2015	97,173	-
Prepaid items	52,416	-
Total current assets	<u>5,917,384</u>	<u>121,391</u>
Noncurrent Assets		
Capital assets not being depreciated		
Land	390,816	1,000,000
Capital assets being depreciated		
Infrastructure	7,642,094	-
Buildings	41,256,011	-
Equipment	1,963,232	-
Less accumulated depreciation	<u>(23,422,001)</u>	<u>-</u>
Total noncurrent assets	<u>27,830,152</u>	<u>1,000,000</u>
Other Assets		
Restricted cash	-	34,460
Note receivable	-	925,000
Total other assets	<u>-</u>	<u>959,460</u>
Deferred Outflows of Resources		
	<u>239,028</u>	<u>-</u>
Total assets and deferred outflows of resources	<u>\$ 33,986,564</u>	<u>\$ 2,080,851</u>
Current Liabilities		
Trade accounts payable	\$ 34,731	\$ -
Current portion of accrued employee leave	65,000	-
Current portion of bonds payable	110,000	-
Total current liabilities	<u>209,731</u>	<u>-</u>
Noncurrent Liabilities		
Accrued employee leave, net of current portion	29,118	-
Bonds payable, net of unamortized premium of \$156,314 in 2016 and \$168,574 in 2015	1,846,314	-
Net pension liability	704,238	-
Total noncurrent liabilities	<u>2,579,670</u>	<u>-</u>
Deferred Inflow of Resources		
	199,384	-
Net Position		
Net investment in capital assets	25,873,838	-
Permanently Restricted Endowment		1,959,492
Unrestricted	5,123,941	121,359
Total net position	<u>30,997,779</u>	<u>2,080,851</u>
Total liabilities, deferred inflows of resources and net position	<u>\$ 33,986,564</u>	<u>\$ 2,080,851</u>

North Dakota State Fair Association

Statement of Net Position
Year Ended September 30, 2015

	Primary Government <u>Business-Type</u>	Component Unit <u>State Fair</u>
Current Assets		
Cash and cash equivalents	\$ 5,522,423	\$ 88,620
Accounts receivable, net of allowance for uncollectible accounts of \$3,000 in 2016 and \$500 in 2015	118,893	-
Prepaid items	<u>52,847</u>	<u>-</u>
Total current assets	<u>5,694,163</u>	<u>88,620</u>
Noncurrent Assets		
Capital assets not being depreciated		
Land	390,816	1,000,000
Construction work in progress	3,000	-
Capital assets being depreciated		
Infrastructure	7,098,515	-
Buildings	40,699,873	-
Equipment	1,902,390	-
Less accumulated depreciation	<u>(21,793,108)</u>	<u>-</u>
Total noncurrent assets	<u>28,301,486</u>	<u>1,000,000</u>
Other Assets		
Restricted cash	-	74,500
Note receivable	-	625,000
Total other assets	<u>-</u>	<u>699,500</u>
Deferred Outflows of Resources		
	<u>152,090</u>	<u>-</u>
Total assets and deferred outflows of resources	<u>\$ 34,147,739</u>	<u>\$ 1,788,120</u>
Current Liabilities		
Trade accounts payable	\$ 45,092	\$ -
Current portion of accrued employee leave	65,000	-
Current portion of bonds payable	110,000	-
Retainage Payable	81,504	-
Total current liabilities	<u>301,596</u>	<u>-</u>
Noncurrent Liabilities		
Accrued employee leave, net of current portion	18,910	-
Bo Bonds payable, net of unamortized premium of \$156,314 in 2016 and \$168,574 in 2015	1,968,574	-
Net pension liability	699,082	-
Total noncurrent liabilities	<u>2,686,566</u>	<u>-</u>
Deferred Inflow of Resources		
	136,464	-
Net Position		
Net investment in capital assets	26,222,912	-
Permanently Restricted Endowment	-	1,699,500
Unrestricted	4,800,201	88,620
Total net position	<u>31,023,113</u>	<u>1,788,120</u>
Total liabilities, deferred inflows of resources and net position	<u>\$ 34,147,739</u>	<u>\$ 1,788,120</u>

See Notes to Financial Statements

North Dakota State Fair Association
Statement of Activities
Year Ended September 30, 2016

Functions/Programs	Expenses	Program Revenues			Net (Expense) Revenue and Change in Net Position	
		Charges For	Operating	Capital Grants	Primary Business-Type	Component State Fair
Primary Government						
Business-Type Activities						
State Fair Association	\$ 8,512,763	\$ 6,949,904	\$ 839,496	\$ -	\$ (723,363)	\$ -
Component Unit						
State Fair Foundation	<u>43,392</u>	<u>36,154</u>	<u>21,320</u>	<u>260,000</u>	<u>-</u>	<u>274,082</u>
Total Government	<u>\$ 8,556,155</u>	<u>\$ 6,986,058</u>	<u>\$ 860,816</u>	<u>\$ 260,000</u>	<u>(723,363)</u>	<u>274,082</u>
					681,126	-
					4,643	18,649
					<u>12,260</u>	<u>-</u>
					<u>698,029</u>	<u>18,649</u>
					(25,334)	292,731
					<u>31,023,113</u>	<u>1,788,120</u>
					<u>\$ 30,997,779</u>	<u>\$ 2,080,851</u>

59

North Dakota State Fair Association
Statement of Activities
Year Ended September 30, 2015

Functions/Programs	Expenses	Program Revenues			Net (Expense) Revenue and Change in Net Position	
		Charges For	Operating	Capital Grants	Primary Business-Type	Component State Fair
Primary Government						
Business-Type Activities						
State Fair Association	\$ 8,916,176	\$ 7,534,717	\$ 1,026,155	\$ -	\$ (355,304)	\$ -
Component Unit						
State Fair Foundation	38,274	38,287	16,809	798,591	-	815,413
Total Government	<u>\$ 8,954,450</u>	<u>\$ 7,573,004</u>	<u>\$ 1,042,964</u>	<u>\$ 798,591</u>	<u>(355,304)</u>	<u>815,413</u>
					747,815	-
					2,778	3,159
					7,152	-
					<u>757,745</u>	<u>3,159</u>
					402,441	818,572
					<u>30,620,672</u>	<u>969,548</u>
					<u>\$ 31,023,113</u>	<u>\$ 1,788,120</u>

58

	<u>2016</u>	<u>2015</u>
Assets and Deferred Outflows of Resources		
Current Assets		
Cash and cash equivalents	\$ 5,767,795	\$ 5,522,423
Accounts receivable, net of allowance for uncollectible accounts of \$3,000 in 2016 and \$500 in 2015	97,173	118,893
Prepaid items	<u>52,416</u>	<u>52,847</u>
Total current assets	<u>5,917,384</u>	<u>5,694,163</u>
Noncurrent Assets		
Capital assets not being depreciated		
Land	390,816	390,816
Construction work in progress	-	3,000
Capital assets being depreciated		
Infrastructure	7,642,094	7,098,515
Buildings	41,256,011	40,699,873
Equipment	1,963,232	1,902,390
Less accumulated depreciation	<u>(23,422,001)</u>	<u>(21,793,108)</u>
Total noncurrent assets	<u>27,830,152</u>	<u>28,301,486</u>
Total assets	<u>33,747,536</u>	<u>33,995,649</u>
Deferred Outflows of Resources	<u>239,028</u>	<u>152,090</u>
	<u>\$ 33,986,564</u>	<u>\$ 34,147,739</u>

North Dakota State Fair Association

Balance Sheets

September 30, 2016 and 2015

	<u>2016</u>	<u>2015</u>
Liabilities, Deferred Inflow of Resources and Net Position		
Current Liabilities		
Trade accounts payable	\$ 34,731	\$ 45,092
Current portion of accrued employee leave	65,000	65,000
Current portion of bonds payable	110,000	110,000
Retainage Payable	-	81,504
Total current liabilities	<u>209,731</u>	<u>301,596</u>
Noncurrent Liabilities		
Accrued employee leave, net of current portion	29,118	18,910
Bonds payable, net of unamortized premium of \$156,314 in 2016 and \$168,574 in 2015	1,846,314	1,968,574
Net pension liability	704,238	699,082
Total noncurrent liabilities	<u>2,579,670</u>	<u>2,686,566</u>
Total liabilities	<u>2,789,401</u>	<u>2,988,162</u>
Deferred Inflow of Resources	<u>199,384</u>	<u>136,464</u>
Net Position		
Net investment in capital assets	25,873,838	26,222,912
Unrestricted	5,123,941	4,800,201
Total net position	<u>30,997,779</u>	<u>31,023,113</u>
	<u>\$ 33,986,564</u>	<u>\$ 34,147,739</u>

North Dakota State Fair Association
 Statements of Revenues, Expenses and Changes in Net Position
 Years Ended September 30, 2016 and 2015

	2016	2015
Operating Revenues		
Fair proceeds and other revenue	\$ 6,601,947	\$ 7,209,324
Arena revenue	330,873	306,399
Other revenue	17,084	18,994
Total operating revenues	6,949,904	7,534,717
Operating Expenses		
General expenses	4,702,261	4,975,226
Depreciation expense	1,635,102	1,516,979
Salaries, wages and vacation pay	1,841,097	1,833,741
Premiums, trophies and awards	253,548	295,727
Total operating expenses	8,432,008	8,621,673
Operating Loss	(1,482,104)	(1,086,956)
Nonoperating Revenues (Expenses)		
Local grants	839,496	1,026,155
Interest and investment income	4,643	2,778
Amortization of bond premium	12,260	7,152
Loss on disposal of fixed assets	-	(125,004)
Interest expense	(64,050)	(41,944)
Bond fees	(16,705)	(127,555)
Total nonoperating revenues	775,644	741,582
Loss Before Transfers	(706,460)	(345,374)
Transfers - State Appropriations	681,126	747,815
Change in Net Position	(25,334)	402,441
Net Position, Beginning of Year, as restated (See Note 6)	31,023,113	30,620,672
Net Position, End of Year	\$ 30,997,779	\$ 31,023,113

See Notes to Financial Statements

North Dakota State Fair Association

Statements of Cash Flows

Years Ended September 30, 2016 and 2015

	2016	2015
Operating Activities		
Cash received from customers	\$ 6,971,624	\$ 7,710,782
Cash payments for goods and services	(4,965,739)	(5,559,609)
Cash payments to employees	(1,849,751)	(1,846,617)
Net Cash from Operating Activities	156,134	304,556
Non-Capital Financing Activities		
Local grants received	839,496	1,026,155
State appropriations received	247,665	285,000
Net Cash from Non-Capital Financing Activities	1,087,161	1,311,155
Capital and Related Financing Activities		
Payments for capital acquisitions	(1,245,272)	(4,625,772)
State appropriations received	433,461	462,815
FEMA flood assistance received	-	71,408
Proceeds from sale of fixed assets	-	76,000
Payments for flood expenditures	-	-
Proceeds from bond issuance	-	1,945,000
Premium received on bonds	-	175,726
Bond fees	(16,705)	(127,555)
Principal payments on bonds	(110,000)	(35,000)
Interest paid	(64,050)	(41,944)
Net Cash used for Capital and Related Financing Activities	(1,002,566)	(2,099,322)
Investing Activities		
Receipts of interest and dividends	4,643	2,778
Net Cash from Investing Activities	4,643	2,778
Net Change in Cash and Cash Equivalents	245,372	(480,833)
Cash and Cash Equivalents, Beginning of Year	5,522,423	6,003,256
Cash and Cash Equivalents, End of Year	\$ 5,767,795	\$ 5,522,423

North Dakota State Fair Association
 Statements of Cash Flows
 Years Ended September 30, 2016 and 2015

	2016	2015
Reconciliation of Operating Income to Net Cash from Operating Activities		
Operating loss	\$ (1,482,104)	\$ (1,086,956)
Adjustments to reconcile operating loss to net cash from operating activities		
Depreciation	1,635,102	1,516,979
Adjustment to pension expense	(18,862)	(9,075)
Provision for uncollectible accounts	2,500	(49,500)
Changes in operating assets and liabilities		
Customer receivables	19,220	225,565
Prepaid expenses	431	(24,204)
Trade accounts payable	(10,361)	(264,452)
Accrued leave	10,208	(3,801)
Net Cash from Operating Activities	\$ 156,134	\$ 304,556
 Supplemental Disclosure of Noncash Capital Financing Activities		
Value received for trade of capital assets	\$ 14,125	\$ 14,212

North Dakota State Fair Association
Statement of Appropriations
Years Ended September 30, 2016 and 2015

	2013-2015 <u>Appropriation</u>	7/1/2013- 9/30/2013 <u>Expenditures</u>	10/1/2013- 9/30/2014 <u>Expenditures</u>	10/1/2014- 6/30/2015 <u>Expenditures</u>	2015-2017 <u>Appropriation</u>	7/1/2015- 9/30/2015 <u>Expenditures</u>	10/1/2015- 9/30/2016 <u>Expenditures</u>	Unexpended Appropriations at 9/30/2016
Debt Service	\$ -	\$ -	\$ -	\$ -	\$ -	\$ -	\$ -	\$ -
Asphalt	2,750,000	-	2,287,185	462,815	467,250	-	433,461	33,789
Premiums	<u>546,000</u>	<u>273,000</u>	<u>285,000</u>	<u>-</u>	<u>532,665</u>	<u>285,000</u>	<u>247,665</u>	<u>-</u>
	<u>\$ 3,296,000</u>	<u>\$ 273,000</u>	<u>\$ 2,572,185</u>	<u>\$ 462,815</u>	<u>\$ 999,915</u>	<u>\$ 285,000</u>	<u>\$ 681,126</u>	<u>\$ 33,789</u>

The following schedule shows the appropriated and non-appropriated portion of premiums, operating expenses, interest expense and bond costs for the two-year period ended September 30, 2016. Non-appropriated expenditures are made in accordance with NDCC 4-02.1-15.

	FY 2016 <u>Appropriated</u>	FY 2016 <u>Non-appropriated</u>	FY 2015 <u>Appropriated</u>	FY 2015 <u>Non-appropriated</u>	Fiscal Years 2015-2016 Total
Premiums	\$ 247,665	\$ 5,883	\$ 285,000	\$ 10,727	\$ 549,275
Operating expenses	-	8,178,460	-	8,325,946	16,504,406
Bond issuance costs	-	16,705	-	127,555	144,260
Interest expenses	-	64,050	-	41,944	105,994
Asphalt	<u>433,461</u>	<u>32,396</u>	<u>462,815</u>	<u>32,396</u>	<u>961,068</u>
	<u>\$ 681,126</u>	<u>\$ 8,297,494</u>	<u>\$ 747,815</u>	<u>\$ 8,538,568</u>	<u>\$ 18,265,003</u>

Note 1 - Nature of Operations and Summary of Significant Accounting Policies

The North Dakota State Fair Association is an Enterprise Fund of the State of North Dakota. The purpose of the State Fair Association is to conduct an annual exhibition of the state's resources and products in order to promote the state.

The accompanying financial statements of the North Dakota State Fair Association follow the pronouncements of the Governmental Accounting Standards Board (GASB), which is the nationally accepted standard-setting body for establishing generally accepted accounting principles for governmental entities.

The accounting policies of the North Dakota State Fair Association conform to generally accepted accounting principles as applicable to local governmental units. The following is a summary of the more significant policies:

Reporting Entity

For financial reporting purposes, the North Dakota State Fair Association has included all funds, and has considered all potential component units for which the North Dakota State Fair Association is financially accountable, and other organizations for which the nature and significance of their relationship with the North Dakota State Fair Association are such that exclusion would cause the North Dakota State Fair Association's financial statements to be misleading or incomplete.

The Governmental Accounting Standards Board has set forth criteria to be considered in evaluating the nature and significance of the relationship such that exclusion would cause the financial statements to be misleading or incomplete. This criteria includes (1) being a legally separate, tax-exempt organization, (2) the economic resources received or held by the separate organization are entirely or almost entirely for the direct benefit of the primary government, (3) the primary government is entitled to, or has the ability to otherwise access, a majority of the economic resources received or held by the separate organization, and (4) the economic resources received or held by an individual organization that the primary government is entitled to, or has the ability to otherwise access, are significant to the primary government.

Based upon the criteria of the Governmental Accounting Standards Board, the North Dakota State Fair Foundation is a component unit of the Association that should be presented discretely. It is considered part of the Association's reporting entity because of the significance of its relationship with the Association. The North Dakota State Fair Foundation's mission is to develop lifelong relationships with donors to secure philanthropic gifts that will enhance and support the work of the North Dakota State Fair.

Component Unit

In conformity with GAAP, the financial statements of the component unit have been included in the financial reporting entity as a discretely presented component unit.

Discretely Presented Component Unit-The component unit column in the government-wide financial statements includes the financial data of the Association's one component unit, North Dakota State Fair Foundation. This unit is reported in a separate column to emphasize that it is legally separate from the Association.

North Dakota State Fair Foundation, a nonprofit organization, was established to develop lifelong relationships with donors to secure philanthropic gifts that will enhance and support the work of the North Dakota State Fair Association. The Foundation's major sources of revenue include endowments and cash contributions. The Foundation prepares its financial statements in accordance with accounting principles generally accepted in the United States of America.

Revenue Recognition

Revenue is recognized on the accrual basis for financial reporting.

Infrastructure, Buildings, and Equipment

Infrastructure, buildings and equipment are stated at cost except for donated assets which are reported at fair value on the date received. Expenditures exceeding \$5,000 for renewals and improvements that significantly add to the productive capacity or extend the useful life of an asset are capitalized. Expenditures for maintenance, repairs and improvements less than \$5,000 are currently charged to expense.

Depreciation is provided for over the estimated useful lives of the individual assets using the straight-line method. The estimated useful lives used in the computation of depreciation are as follows:

Infrastructure	5-25 years
Buildings	20-40 years
Equipment	3-15 years

Cash and Cash Equivalents

For purposes of reporting cash flows, the Association considers all Treasury bills, commercial paper, certificates of deposit and money market funds which have an original maturity of three months or less to be cash equivalents.

Accounts Receivable

Accounts receivable are carried at original invoice amount less a reserve estimate made for doubtful accounts. Management's estimate of the allowance for doubtful accounts is based on historical loss levels and an analysis of the collectability of individual accounts. Accounts receivable are due within 30 days after which they are charged interest at 18% annually.

Prepaid Items

Certain payments to vendors reflect costs applicable to future accounting periods and are recorded as prepaid items in the fund financial statements.

Operating Revenues

For purposes of differentiating operating revenues from non-operating revenues, the Association considers support received from the City of Minot and Ward County to be non-operating revenues. The stated purpose of the support from the mentioned entities is to help offset the operating expenses related to the fair and arena activities. Expenses related to the maintenance and operations of these facilities are classified as operating expenses.

Restricted Resources

It is the Association's policy to first apply restricted resources when an expense is incurred for which both restricted and unrestricted resources are available.

Unrestricted Net Assets – Foundation

This included unrestricted resources, which represents the portion of expendable funds that are available for the support of the Foundation's operations.

Permanently Restricted Net Assets – Foundation

Permanently restricted net assets represent net assets resulting from contributions, whose use by the organization is limited by donor-imposed stipulations that neither expire by passage of time nor can be fulfilled or otherwise removed by actions of the organizations.

Notes Receivable – Foundation

See Note 4 to the financial statements for details pertaining to notes receivable. The Foundation provides an allowance for doubtful collections, which is based upon a review of outstanding receivables. As of September 30, 2016, there was no portion of notes receivable determined to be uncollectible, and therefore, no allowance was necessary.

Restricted Cash – Foundation

This consists of cash collected as part of permanently restricted endowments that has not been invested in land or notes receivable.

Income Taxes - Foundation

North Dakota State Fair Foundation is exempt from federal income taxes under Section 501(c)(3) of the Internal Revenue Code. In Addition, the agency has been determined by the Internal Revenue Service not to be a private foundation within the Section 509(a) of the code.

The Foundation's policy is to evaluate the likelihood that its uncertain tax positions will prevail upon examination based on the extent to which those positions have substantial support with the Internal Revenue Code and Regulations, Revenue Rulings, court decisions and other evidence.

Compensated Absences

Employees accrue annual leave at a rate of eight hours per month for the first three years of continuous service. The accrual rate is increased to ten hours per month after three years, twelve hours per month after seven years, fourteen hours per month after thirteen years, and sixteen hours per month after eighteen years of service. The maximum amount of leave that may be carried forward each calendar year is 240 hours. All unpaid leave is payable upon termination.

Permanent employees also earn sick leave at a rate of eight hours per month. Sick leave is being carried over from year to year. If an employee leaves after ten continuous years of service, the employee will be paid for ten percent of any unused accumulated sick leave.

Estimates

Management uses estimates and assumptions in preparing financial statements in accordance with generally accepted accounting principles. Those estimates and assumptions affect the reported amounts of assets and liabilities, the disclosure of contingent assets and liabilities, and the reported revenues and expenses. Actual results could vary from the estimates that were used.

Subsequent Events

The North Dakota State Fair Association has evaluated subsequent events through November 4, 2016 the date which the financial statements were available to be issued.

Deferred Outflows and Inflows of Resources

In addition to assets, the balance sheet will sometimes report a separate section for deferred outflows of resources. This separate financial statement element, *deferred outflows of resources*, represents a consumption of net position that applies to a future period(s) and so will *not* be recognized as an outflow of resources (expense/ expenditure) until then.

In addition to liabilities, the balance sheet will sometimes report a separate section for deferred inflows of resources. This separate financial statement element, *deferred inflows of resources*, represent an acquisition of net position that applies to a future period(s) and so will *not* be recognized as an inflow of resources (revenue) until that time. See Note 9 for additional information.

Pensions

For purposes of measuring the net pension liability, deferred outflows/inflows of resources and pension expense, information about the fiduciary net position of the North Dakota Public Employee Retirement System (NDPERS) and additions to/deductions from NDPERS's fiduciary net position have been determined on the same basis as they are reported by the NDPERS. For this purpose, benefit payments (including refunds of employee contributions) are recognized when due and payable in accordance with the benefit terms. Investments are reported at fair value.

Note 2 - Advertising Costs

Advertising costs are expensed as incurred. Total advertising expense for the years ended September 30, 2016 and 2015, is \$361,223 and \$340,035, respectively.

Note 3 - Cash

Custodial and Concentration of Credit Risk

State law generally requires that all state funds be deposited in the Bank of North Dakota. NDCC 21-04-02 provides that public funds belonging to or in the custody of the state shall be deposited in the Bank of North Dakota. Also, NDCC 6-09-07 states, "all state funds... must be deposited in the Bank of North Dakota" or must be deposited in accordance with constitutional and statutory provisions.

Custodial credit risk for deposits is the risk that, in the event of the failure of a depository financial institution, the State Fair Association will not be able to recover deposits or will not be able to recover collateral securities that are in the possession of an outside party. The State Fair Association does not have a formal policy that limits custodial credit risk for deposits. Deposits held with Bremer Bank are covered by depository insurance. The State Fair Association's remaining deposits are uncollateralized and held on deposit at the Bank of North Dakota and are guaranteed by the State of North Dakota (NDCC Section 6-09-10).

Foundation

At September 30, 2016, the State Fair Foundation, a discretely presented component unit of the State Fair Association, had a carrying amount of deposits of \$155,852 all of which was covered by Federal Depository Insurance.

Details pertaining to unrestricted cash for the year ended September 30, 2016 are as follows:

<u>Bank</u>	<u>Type</u>	<u>2016</u>	<u>2015</u>
Wells Fargo	Checking-Operations	\$ 114,621	\$ 88,620
Wells Fargo	Checking-Interest	6,770	-
		<u>\$ 121,391</u>	<u>\$ 88,620</u>

Details pertaining to restricted cash for the year ended September 30, 2016 are as follows:

<u>Bank</u>	<u>Type</u>	<u>2016</u>	<u>2015</u>
Wells Fargo	Checking-Endowment	<u>\$ 34,460</u>	<u>\$ 74,500</u>

Note 4 - Notes Receivable – Foundation

The North Dakota State Fair Foundation's endowed notes require interest only payments with full principal due on maturity. The Foundation's endowed notes receivable consists of the following:

<u>Payee</u>	<u>Note Balance</u>	<u>Rate</u>	<u>Due</u>	<u>Collateral</u>
Golf Minot, Inc.	\$ 500,000	2.50%	July 1, 2025	Unsecured
Golf Minot, Inc.	125,000	2.50%	August 10, 2025	Unsecured
Golf Minot, Inc.	50,000	2.50%	November 1, 2025	Unsecured
Golf Minot, Inc.	100,000	2.50%	December 31, 2025	Unsecured
Golf Minot, Inc.	100,000	2.50%	June 16, 2026	Unsecured
Golf Minot, Inc.	<u>50,000</u>	2.50%	September 30, 2026	Unsecured
	<u>\$ 925,000</u>			

Note 5 - Endowments - Foundation

The Foundation's endowment consists of a fund established as a permanent endowment for such purposes as the Foundation determines prudent. Its endowment includes donor-restricted funds. As required by generally accepted accounting principles, net assets associated with endowment funds are classified and reported based on the existence or absence of donor-imposed restrictions.

The Board of Directors of the Foundation has interpreted the State Prudent Management of Institutional Funds Act (SPMIFA) as requiring the preservation of the fair value of the original gift as of the gift date of the donor-restricted endowment funds absent explicit donor stipulations to the contrary. As a result of this interpretation, the Foundation classifies as permanently restricted net assets (a) the original value of gifts donated to the permanent endowment, (b) the original value of subsequent gifts to the permanent endowment, and (c) accumulations to the permanent endowment made in accordance with the direction of the applicable donor gift instrument at the time the accumulation is added to the fund. The remaining portion of the donor-restricted endowment fund that is not classified in permanently restricted net assets is classified as temporarily restricted net assets until those amounts are appropriated for expenditure by the Foundation in a manner consistent with the standard of prudence prescribed by SPMIFA. In accordance with SPMIFA, the Foundation considers the following factors in making a determination to be appropriate or accumulate donor-restricted endowment funds: (1) the duration and preservation of the various funds, (2) the purposes of the donor-restricted endowment funds, (3) general economic conditions, (4) the possible effect of inflation and deflation, (5) the expected total return from income and the appreciation of investments, (6) other resources of the Foundation, and (7) the Foundations investment policies.

The Board of Directors has authorized the spending of all prior accumulated interest and dividend earnings from donor-restricted endowment funds as allowed. All earnings from donor-restricted funds are classified as temporarily restricted until they are spent.

North Dakota State Fair Association
Notes to Financial Statements
September 30, 2016 and 2015

Endowment net asset composition by type of fund as of September 30, 2016 is as follows:

	Permanently Restricted 2016	Permanently Restricted 2015
Beginning Endowment Net Assets	\$ 1,699,500	\$ 900,901
Endowment Contributions	260,000	798,591
Interest	19	8
Ending Endowment Net Assets	\$ 1,959,492	\$ 1,699,500

Note 6 - Capital Assets

The components and changes in components of capital assets of the Association at September 30, 2016 and 2015 are as follows:

	Balance 09/30/15	Additions/ Depreciation Expense	Deletions	Balance 09/30/16
Capital Assets Not Being Depreciated				
Land	\$ 390,816	\$ -	\$ -	\$ 390,816
Construction work in progress	3,000	-	(3,000)	-
Capital Assets Being Depreciated				
Infrastructure	7,098,515	543,579	-	7,642,094
Buildings	40,699,873	557,007	(869)	41,256,011
Equipment	1,902,390	80,308	(19,466)	1,963,232
	50,094,594	1,180,894	(23,335)	51,252,153
Less accumulated depreciation				
Infrastructure	(2,767,361)	(295,120)	-	(3,062,481)
Buildings	(17,486,423)	(1,254,157)	869	(18,739,711)
Equipment	(1,539,324)	(85,825)	5,340	(1,619,809)
	(21,793,108)	(1,635,102)	6,209	(23,422,001)
Net	\$ 28,301,486	\$ (454,208)	\$ (17,126)	\$ 27,830,152

North Dakota State Fair Association

Notes to Financial Statements
September 30, 2016 and 2015

	Balance 09/30/14	Additions/ Depreciation Expense	Deletions	Balance 09/30/15
Capital Assets Not Being Depreciated				
Land	\$ 390,816	\$ -	\$ -	\$ 390,816
Construction work in progress	-	3,377,779	(3,374,779)	3,000
Capital Assets Being Depreciated				
Infrastructure	3,933,816	3,732,137	(567,438)	7,098,515
Buildings	36,554,363	4,281,935	(136,425)	40,699,873
Equipment	1,986,013	16,712	(100,335)	1,902,390
	<u>42,865,008</u>	<u>11,408,563</u>	<u>(4,178,977)</u>	<u>50,094,594</u>
Less accumulated depreciation				
Infrastructure	(2,889,384)	(285,377)	407,400	(2,767,361)
Buildings	(16,437,478)	(1,144,410)	95,465	(17,486,423)
Equipment	(1,538,248)	(87,192)	86,116	(1,539,324)
	<u>(20,865,110)</u>	<u>(1,516,979)</u>	<u>588,981</u>	<u>(21,793,108)</u>
Net	<u>\$ 21,999,898</u>	<u>\$ 9,891,584</u>	<u>\$ (3,589,996)</u>	<u>\$ 28,301,486</u>

The components and changes in components of capital assets of the Foundation at September 30, 2016 and 2015 is as follows:

	Balance 09/30/15	Additions/ Depreciation Expense	Deletions	Balance 09/30/16
Capital Assets Not Being Depreciated				
Land	<u>\$ 1,000,000</u>	<u>\$ -</u>	<u>\$ -</u>	<u>\$ 1,000,000</u>

Note 7 - Long - Term Debt

Changes in Bonds Payable and Accrued Employee Leave

The following is a summary of changes in bonds payable and accrued employee leave for the year ended September 30, 2016 and 2015:

	Balance 09/30/15	Additions	Retirements	Balance 09/30/16	Current Portion
Bonds Payable	\$ 1,910,000	\$ -	\$ (110,000)	\$ 1,800,000	\$ 110,000
Accrued Employee Leave	83,910	73,654	(63,446)	94,118	65,000
	<u>\$ 1,993,910</u>	<u>\$ 73,654</u>	<u>\$ (173,446)</u>	<u>\$ 1,894,118</u>	<u>\$ 175,000</u>

North Dakota State Fair Association

Notes to Financial Statements

September 30, 2016 and 2015

	Balance 09/30/14	Additions	Retirements	Balance 09/30/15	Current Portion
Bonds Payable	\$ -	\$ 1,945,000	\$ (35,000)	\$ 1,910,000	\$ 110,000
Accrued Employee Leave	87,711	64,910	(68,711)	83,910	65,000
	\$ 87,711	\$ 2,009,910	\$ (103,711)	\$ 1,993,910	\$ 175,000

Capital Financing Program Bonds Series 2015A

Interest on the 2015A Series Bonds is payable semi-annually on June 1 and December 1 of each year. The bonds maturing on June 1, 2029 are not subject to optional redemption prior to maturity except under extraordinary circumstances. The bonds are presented on the balance sheet net of unamortized premium of \$156,314 and \$168,574, for the year ended September 30, 2016 and 2015, respectively. The bonds are secured by the Association's net revenues and by the lodging tax proceeds received from the City of Minot.

Minimum principal and interest payments required on 2015A Series Bonds are as follows:

<u>Year Ended September 30,</u>	<u>Principal</u>	<u>Interest</u>	<u>Total</u>
2017	\$ 115,000	\$ 61,850	\$ 176,850
2018	120,000	58,400	178,400
2019	120,000	54,800	174,800
2020	125,000	51,200	176,200
2021	130,000	47,450	177,450
2022-2026	700,000	175,800	875,800
2027-2030	490,000	39,800	529,800
	\$ 1,800,000	\$ 489,300	\$ 2,289,300

Note 8 - Appropriations

The North Dakota State Fair Association receives premium appropriations from the State of North Dakota. These premium appropriations are restricted for the purpose of providing premiums to fair exhibition winners. Premium appropriations expended for the years ended September 30, 2016 and 2015, were \$247,665 and \$285,000 respectfully.

The North Dakota State Fair has been appropriated \$467,250 for the purpose of replacing asphalt during the 2015-2017 biennium. Asphalt appropriations expended for the year ended September 30, 2016 was \$433,461. No appropriations were expended for September 30, 2015 relating to that appropriation.

Note 9 - Pensions

North Dakota State Fair Association participates in the North Dakota Public Employees Retirement System (PERS) administered by the State of North Dakota. PERS is an agency of the State of North Dakota financial reporting entity and is included in the State of North Dakota's Comprehensive Annual Financial Report. The following is a brief description of the plans, for general information only. Participants should refer to NDCC Chapter 54-52 for more complete information.

Defined Benefit Pension Plan

PERS is a cost-sharing multiple-employer defined benefit pension plan covering most classified employees of North Dakota State Fair Association. The plan provides pension, disability and death benefits. The cost to administer the plan is financed through the contributions and investment earnings of the plan. Responsibility for administration of the NDPERS defined benefit pension plan is assigned to a Board comprised of seven members. The Board consists of a Chairman, who is appointed by the Governor, one member appointed by the Attorney General; one member appointed by the State Health Officer; three members elected by the active membership of the NDPERS system; and one member elected by the retired public employees.

Benefit and contribution provisions are administered in accordance with chapter 54-52 of the NDCC. The System has no provisions or policies with respect to automatic and ad hoc post-retirement benefit increases. Members of the main system are entitled to unreduced monthly pension benefits beginning when the sum of age and years of credited service equal or exceed 85 (Rule of 85), or at normal retirement age (65). The annual pension benefit is equal to 2.00% of their average monthly salary, using the highest 36 months out of the last 180 months of service, for each year of service. The Plan permits early retirement at ages 55-64 with three or more years of service.

Members may elect to receive the pension benefits in the form of a single life, joint and survivor, term-certain annuity, or partial lump sum with ongoing annuity. Members may elect to receive the value of their accumulated contributions, plus interest, as a lump sum distribution upon retirement or termination, or they may elect to receive their benefits in the form of an annuity. For each member electing an annuity, total payment will not be less than the member's accumulated contributions plus interest.

Death and Disability Benefits

Benefit and contribution provisions are administered in accordance with chapter 54-52 of the NDCC. If an active member dies with less than three years of service, a death benefit equal to the value of the member's accumulated contributions, plus interest, is paid to the member's beneficiary. If the member has earned more than three years of credited service, the surviving spouse will be entitled to a single payment refund, life-time monthly payment in an amount equal to 50% of the member's accrued normal retirement benefit, or monthly payments in an amount equal to the member's accrued 100% Joint and Survivor retirement benefit if the member had reached normal retirement age prior to date of death. If the surviving spouse dies before the member's accumulated pension benefits are paid, the balance will be payable to the surviving spouse's beneficiary.

This state statute requires contributions be made to the plan by either the employee or the employer under a "salary reduction" agreement. North Dakota State Fair Association has implemented a salary reduction agreement and is currently contributing 4% of the employees' share. The required contributions are determined using an entry age normal actuarial funding method. The North Dakota Retirement Board was created by the State Legislature and is the governing authority of PERS. North Dakota State Fair Association's required and actual contributions to PERS defined benefit pension plan for fiscal years ending September 30, 2016, 2015, and 2014, totaled \$132,691, \$129,425, and \$121,011, respectively.

Eligible members who become totally disabled after a minimum of 180 days of service, receive monthly disability benefits equal to 25% of their final average salary with a minimum benefit of \$100. To qualify under this section, the member has to become disabled during the period of eligible employment and apply for benefits within one year of termination. The definition of disabled is set by the NDPERS in the North Dakota Administrative Code.

Refunds of Member Account Balance

Upon termination, if a member of the Main System is not vested (is not 65 or does not have three years of service), they will receive the accumulated member contributions and vested employer contributions, plus interest, or may elect to receive this amount at a later date. If the member has vested, they have the option of applying for a refund or can remain as a terminated vested participant. If a member terminated and withdrew their accumulated member contribution and is subsequently reemployed, they have the option of repurchasing their previous service.

The member's account balance includes the vested employer contributions equal to the member's contributions to an eligible deferred compensation plan. The minimum member contribution is \$25 and the maximum may not exceed the following:

- 1 to 12 months of service – Greater of one percent of monthly salary or \$25
- 13 to 25 months of service – Greater of two percent of monthly salary or \$25
- 25 to 36 months of service – Greater of three percent of monthly salary or \$25
- Longer than 36 months of service – Greater of four percent of monthly salary or \$25

Member and Employer Contributions

Member and employer contributions paid to NDPERS are set by statute and are established as a percent of covered compensation. Member contribution rates are 7% and employer contribution rates are 7.12% of covered compensation.

Pension Liabilities, Pension Expense, and Deferred Outflows of Resources and Deferred Inflows of Resources Related to Pensions

At September 30, 2016 and 2015, the Employer reported a liability of \$704,238 and \$699,082, respectively, for its proportionate share of the net pension liability. The net pension liability was measured as of June 30, 2015 and 2014, and the total pension liability used to calculate the net pension liability was determined by an actuarial valuation as of that date. North Dakota State Fair Association's proportion of the net pension liability was based on North Dakota State Fair Association's share of covered payroll in the Main System pension plan relative to the covered payroll of all participating Main System employers. At June 30, 2015 and 2014, the Employer's proportion was 0.103567% and 0.110140%, respectively.

North Dakota State Fair Association

Notes to Financial Statements

September 30, 2016 and 2015

For the years ended September 30, 2016 and 2015, the Employer recognized pension expense of \$67,132 and \$69,171, respectively. At September 30, 2016 and 2015, the Employer reported deferred outflows of resources and deferred inflows of resources related to pensions from the following sources:

	<u>2016</u>	<u>2015</u>
Deferred Outflows of Resources		
Difference between expected and actual experience	\$ 20,431	\$ 22,665
Net difference between projected and actual earnings on pension plan investments	81,373	
Changes in proportion and difference between Association contributions and proportionate share of contributions	4,533	-
Association contributions subsequent to the measurement date	<u>132,691</u>	<u>129,425</u>
	<u>\$ 239,028</u>	<u>\$ 152,090</u>
Deferred Inflows of Resources		
Changes in assumption	\$ 62,744	\$ -
Net difference between projected and actual earnings on pension plan investments	96,240	136,464
Changes in proportion and difference between Association contributions and proportionate share of contributions	<u>40,400</u>	<u>-</u>
	<u>\$ 199,384</u>	<u>\$ 136,464</u>

\$132,691 and 129,425 reported as deferred outflows of resources related to pensions resulting from Employer contributions subsequent to the measurement date will be recognized as a reduction of the net pension liability in the years ended September 30, 2017 and 2016, respectively.

Other amounts reported as deferred outflows of resources and deferred inflows of resources related to pensions will be recognized in pension expense as follows:

Year Ending June 30:

2017	\$ 26,270
2018	26,270
2019	26,270
2020	(4,450)
2021	18,670
Thereafter	<u>-</u>
Totals	<u>\$ 93,030</u>

Actuarial assumptions

The total pension liability in the July 1, 2015 actuarial valuation was determined using the following actuarial assumptions, applied to all periods included in the measurement:

Inflation	3.50% per annum
Salary increases	4.50% per annum
Investment rate of return	8.00%, net of investment expenses, including inflation
Cost-of-living adjustments	None

The actuarial assumptions used in the July 1, 2015 valuation were approved by the Board of Trustees and were based on the results of an experience study for the period July 1, 2009 to June 30, 2014.

As of July 1, 2015, mortality rates for active members, inactive members and healthy retirees were based on the RP-2000 Combined Healthy Mortality Table, set back 2 years for males and 3 years for females, projected generationally using the SSA 2014 Intermediate Cost scale from 2014. For disabled retirees, mortality rates were based on the RP-2000 Disabled Mortality Table, set back one year for males (no setback for females) multiplied by 125%. The underlying tables with the generational projection to the ages of participants as of the measurement date reasonably reflect the mortality experience of the Plan as of the measurement date.

The long-term expected rate of return on pension plan investments was determined using a building-block method in which best-estimate ranges of expected future real rates of return (expected returns, net of pension plan investment expense and inflation) are developed for each major asset class. These ranges are combined to produce the long-term expected rate of return by weighting the expected future real rates of return by the target asset allocation percentage and by adding expected inflation. Best estimates of arithmetic real rates of return for each major asset class included in the Fund's target asset allocation are summarized in the following table:

<u>Asset Class</u>	<u>Target Allocation</u>	<u>Long-Term Expected Real Rate of Return</u>
Domestic Equity	31.0%	6.90%
International Equity	21.0%	7.55%
Private Equity	5.0%	11.30%
Domestic Fixed Income	17.0%	1.52%
International Fixed Income	5.0%	0.45%
Global Real Assets	20.0%	5.38%
Cash Equivalents	1.0%	0.00%
Total	<u>100%</u>	

Discount Rate

The discount rate used to measure the total pension liability was 8 percent as of June 30, 2015. The projection of cash flows used to determine the discount rate assumes that member and employer contributions will be made at rates equal to those based on the July 1, 2015, Actuarial Valuation Report. For this purpose, only employer contributions that are intended to fund benefits of current plan members and their beneficiaries are included. Projected employer contributions that are intended to fund the service costs of future plan members and their beneficiaries, as well as projected contributions from future plan members, are not included. Based on those assumptions, the pension plan's fiduciary net position was projected to be available to make all projected future benefit payments for current plan members as of June 30, 2015. Therefore, the long-term expected rate of return on pension plan investments was applied to all periods of projected benefit payments to determine the total pension liability as of June 30, 2015.

Sensitivity of the Employer's Proportionate Share of the Net Pension Liability to Changes in the Discount Rate

The following presents North Dakota State Fair Association's proportionate share of the net pension liability calculated using the discount rate of 8 percent, as well as what the Employer's proportionate share of the net pension liability would be if it were calculated using a discount rate that is 1-percentage-point lower (7 percent) or 1-percentage-point higher (9 percent) than the current rate:

	1% Decrease (7%)	Current Discount Rate (8%)	1% Increase (9%)
Association's proportionate share of the net pension liability	\$ 1,079,914	\$ 704,238	\$ 396,867

Pension Plan Fiduciary Net Position

Detailed information about the pension plan's fiduciary net position is available in the separately issued NDPERS financial report. This report may be obtained in writing to: North Dakota Public Employees Retirement System; 400 East Broadway, Suite 505; PO Box 1657, Bismarck, ND 58502-1657.

Note 10 - Lease Agreements

The North Dakota State Fair Association, as lessor, has entered into lease agreements with local organizations for the use of Association buildings. The lessees have use of the facilities for established months of each year and the Association has use of the facilities for the period which coincides with fair time.

North Dakota State Fair Association

Notes to Financial Statements

September 30, 2016 and 2015

Lease terms are as follows:

	<u>Term and Expiration Date</u>	<u>Annual Rental</u>
Gymagic Gymnastics Agreement	5 years through September 2017	\$ 25,200
All Seasons Arena Ice Contract	1 years through February 2017 with renewal option	2017 - 111,038
Norsk Hostfest Contract	3 years through October 2016	2017 - 179,000
Minot Curling Club Contract	5 years through April 2017	7,200
North Dakota Firefighter's Association	5 years through March 2020	25,600
Minot Y's Men's PRCA	2 years through October 2017	22,000
Circus Contract	5 years through April 2021	8,350
Northwest Dakota Cellular of North Dakota	5 years through January 2019	20,000
Magic City International Dragway	5 years through March 2018	10% of Revenue

The leases are accounted for as operating leases. The Gymagic Gymnastics and the Minot Curling Club leases are non-cancelable. The All Seasons Arena Ice Contract and Norsk Hostfest contracts are cancelable in the event the facilities specified within the contracts are destroyed.

The minimum aggregate lease revenue over the next five years is as follows:

<u>Years Ended September 30,</u>	<u>Amount</u>
2017	\$ 398,388
2018	53,950
2019	53,950
2020	33,950
2021	8,350
	<u>\$ 548,588</u>

Foundation

The North Dakota State Fair Foundation leases land to Golf Minot, Inc. for an annual lease payment of \$25,000. The term of the lease is 49 years, expiring October 31, 2063.

Note 11 - Risk Management

The North Dakota State Fair Association is exposed to various risks of loss related to torts; theft of, damage to, and destruction of assets; errors and omissions; injuries to employees; and natural disasters. The following are funds/pools established by the State for risk management issues:

The 1995 Legislative Session established the Risk Management Fund (RMF), an internal service fund, to provide a self-insurance vehicle for funding the liability exposures of State agencies resulting from the elimination of the State's sovereign immunity. The RMF manages the tort liability of the State, its agencies' employees and the University System. All State agencies participate in the RMF and their fund contribution was determined using a projected cost allocation approach. The statutory liability of the State is limited to a total of \$250,000 per person and \$1,000,000 per occurrence.

In 1986 State agencies and political subdivisions of the State of North Dakota joined together to form the North Dakota Insurance Reserve Fund (NDRIF), a public entity risk pool currently operating as a common risk management and insurance program for over 2,000 State agencies and political subdivisions. The North Dakota State Fair Association pays an annual premium to NDRIF for its general liability, auto, and inland marine insurance coverage. The coverage by NDRIF is limited to losses of one million dollars per occurrence.

The Association also participates in the North Dakota Fire and Tornado Fund and the State Bonding Fund. The agency pays an annual premium to the Fire and Tornado Fund to cover property damage to building and personal property. Replacement cost coverage is provided by estimating replacement cost in consultation with the Fire and Tornado Fund. The Fire and Tornado Fund is reinsured by a third party insurance carrier for losses in excess of one million dollars per occurrence during a 12 month period. The State Bonding Fund currently provides the agency with blanket fidelity bond coverage in the amount of \$2,000,000 for its employees. The State Bonding Fund does not currently charge any premium for this coverage.

The agency participates in the North Dakota Workforce Safety and Insurance Fund (WSI), an Enterprise Fund of the State of North Dakota. The WSI is a state insurance fund and a "no fault" insurance system covering the State's employers and employees financed by premiums assessed to employers. The premiums are available for the payment of claims to employees injured in the course of employment.

There have been no significant reductions in insurance coverage from the prior year and settled claims resulting from these risks have not exceeded insurance coverage in any of the past two fiscal years.

Note 12 - Commitments

The North Dakota State Fair Association entered into a lease and concessions arrangement with M & S Concessions. The lessee is responsible to provide for its own concession equipment. In the event that the lease is not renewed or terminated, the Association is committed to purchase the equipment and improvements installed by the lessee at a price equal to "depreciated value." Depreciated value means the original cost of the equipment or improvements, less 10% per year from the date of installation to the date of termination. Estimated depreciated value at September 30, 2016 and 2015 was \$217,631 and \$244,780.



Required Supplementary Information
September 30, 2016 and 2015

North Dakota State Fair Association

North Dakota State Fair Association
Required Supplementary Information
Schedules of Employer's Share of Net Pension Liability and Employer Contributions
September 30, 2016 and 2015

Schedules of Required Supplementary Information

**Schedule of Employer's Share of Net Pension Liability
ND Public Employees Retirement System
Last 10 Fiscal Years***

	2016	2015
Employer's proportion of the net pension liability (asset)	0.103567%	0.110140%
Employer's proportionate share of the net pension liability	\$704,238	\$699,082
Employer's covered-employee payroll	\$922,657	\$927,789
Employer's proportionate share of the net pension liability	76.33%	75.349%
Plan fiduciary net position as a percentage of the total pension	77.70%	77.70%

* GASB Statement No. 68 requires ten years of information to be presented in this table. However, until a full 10-year trend is compiled, the Association will present information for those years for which information is available. Complete data for this schedule is not available prior to 2015.

*Amounts presented have a measurement date of the previous fiscal year end.

North Dakota State Fair Association
 Required Supplementary Information
 Schedules of Employer's Share of Net Pension Liability and Employer Contributions
 September 30, 2016 and 2015

**Schedule of Employer Contributions
 ND Public Employees Retirement System
 Last 10 Fiscal Years***

	2016	2015
Statutorily required contribution	\$70,083	\$66,059
Contributions in relation to the statutorily required contribution	(\$75,526)	(\$129,425)
Contribution deficiency (excess)	(\$5,443)	(\$63,366)
Employer's covered-employee payroll	\$922,657	\$1,101,162
Contributions as a percentage of covered-employee payroll	7.60%	11.75%

* GASB Statement No. 68 requires ten years of information to be presented in this table. However, until a full 10-year trend is compiled, the Association will present information for those years for which information is available. Complete data for this schedule is not available prior to 2015.



CPAs & BUSINESS ADVISORS

Independent Auditor's Report on Internal Control over Financial Reporting and on Compliance and Other Matters Based on an Audit of Financial Statements Performed in Accordance with Government Auditing Standards

The Board of Directors
North Dakota State Fair Association
Minot, North Dakota

We have audited, in accordance with auditing standards generally accepted in the United States of America and the standards applicable to financial audits contained in *Government Auditing Standards*, issued by the Comptroller General of the United States, the financial statements of the business-type activities and the discretely presented component unit of the North Dakota State Fair Association as of and for the years ended September 30, 2016 and 2015, and the related notes to the financial statements, which collectively comprise North Dakota State Fair Association's basic financial statements, and have issued our report thereon dated November 4, 2016. The report on the business type activities was qualified due to departures from generally accepted accounting principles in recording the net pension liability.

Internal Control over Financial Reporting

In planning and performing our audit of the financial statements, we considered North Dakota State Fair Association's internal control over financial reporting (internal control) to determine the audit procedures that are appropriate in the circumstances for the purpose of expressing our opinion on the financial statements, but not for the purpose of expressing an opinion on the effectiveness of North Dakota State Fair Association's internal control. Accordingly, we do not express an opinion on the effectiveness of North Dakota State Fair Association's internal control.

Our consideration of internal control was for the limited purpose described in the preceding paragraph and was not designed to identify all deficiencies in internal control over financial reporting that might be material weaknesses or significant deficiencies and, therefore, material weaknesses or significant deficiencies may exist that were not identified. However, as discussed below, we identified certain deficiencies in internal control that we consider to be material weaknesses.

A deficiency in internal control exists when the design or operation of a control does not allow management or employees, in the normal course of performing their assigned functions, to prevent, or detect and correct, misstatements on a timely basis. A material weakness is a deficiency, or a combination of deficiencies, in internal control, such that there is a reasonable possibility that a material misstatement of the entity's financial statements will not be prevented, or detected and corrected on a timely basis. We consider the following deficiency described in the accompanying schedule of findings and responses to be a material weakness: 2016-A.

www.eidebailly.com

1730 Burnt Boat Loop, Ste. 100 | P.O. Box 1914 | Bismarck, ND 58502-1914 | T 701.255.1091 | F 701.224.1582 | EOE

A significant deficiency is a deficiency, or a combination of deficiencies, in internal control that is less severe than a material weakness, yet important enough to merit attention by those charged with governance.

Compliance and Other Matters

As part of obtaining reasonable assurance about whether North Dakota State Fair Association's financial statements are free from material misstatement, we performed tests of its compliance with certain provisions of laws, regulations, contracts, and grant agreements, noncompliance with which could have a direct and material effect on the determination of financial statement amounts. However, providing an opinion on compliance with those provisions was not an objective of our audit, and accordingly, we do not express such an opinion. The results of our tests disclosed no instances of noncompliance or other matters that are required to be reported under *Government Auditing Standards*.

Response to the Finding

North Dakota State Fair Association's response to the finding identified in our audit is described in the accompanying schedule of findings and responses. North Dakota State Fair Association's response was not subjected to the auditing procedures applied in the audit of the financial statements and, accordingly, we express no opinion on it.

Purpose of this Report

The purpose of this report is solely to describe the scope of our testing of internal control and compliance and the results of that testing, and not to provide an opinion on the effectiveness of the entity's internal control or on compliance. This report is an integral part of an audit performed in accordance with *Government Auditing Standards* in considering the entity's internal control and compliance. Accordingly, this communication is not suitable for any other purpose.

Eide Bailly LLP

Bismarck, North Dakota
November 4, 2016

Financial Statement Findings

2016-A Financial Statement Presentation
Material Weakness

Condition: The North Dakota State Fair Foundation (Foundation), a discretely presented component unit of the North Dakota State Fair Association (Association), was not able to obtain support for the asset quality of their notes receivable. During the year-ended September 30, 2016 the Foundation had \$925,000 of notes receivable to Golf Minot, Inc. The Foundation had no allowance set up for these notes receivable and the notes were unsecured.

Criteria: AU-C section 705 paragraph 7 (Modifications to the Opinion in the Independent Auditor's Report), requires that the auditor should modify the opinion in the auditor's report when the auditor is unable to obtain sufficient appropriate evidence to conclude that the financial statements as a whole are free from material misstatement.

Cause: The Foundation was unable to obtain financial statements for Golf Minot, Inc. in order to test their repayment capacity, and were unable to obtain any other information that would provide assurance on the asset quality of the \$925,000 of notes receivable.

Effect: This item result in a scope limitation and a modification in the independent auditor's report.

Recommendation: We recommend that the Foundation should closely monitor the financial position of Golf Minot, Inc. during the life of the aforementioned notes receivable. We believe it would be best practice for the Foundation to obtain financial statements at least annually of Golf Minot, Inc. and include this as terms of the notes receivable going forward.

Management's Response: The Foundation will continue to closely monitor the financial position of Golf Minot, Inc. The Association and Foundation's management realize that Golf Minot, Inc. is a new organization and the first few years of operations may not project a strong financial position. That being the case, we realize it may take a few years for Golf Minot Inc. to show profitability, so it will be the Foundation's duty to ensure payments on the notes are being made timely. Further, the Foundation will require Golf Minot, Inc. to provide annual financial statement.

It is the intent of the North Dakota State Fair Foundation to re-evaluate the notes receivable to Golf Minot, Inc. annually and will provide an allowance on these notes, if necessary, for the year ended September 30, 2017.



CPAs & BUSINESS ADVISORS

To the Members of the Board of Directors
North Dakota State Fair Association
Minot, North Dakota

We have audited the financial statements of the business-type activities and the aggregate discretely presented component unit of North Dakota State Fair Association for the year ended September 30, 2016. Professional standards require that we provide you with information about our responsibilities under generally accepted auditing standards and *Government Auditing Standards*, as well as certain information related to the planned scope and timing of our audit. We have communicated such information in our letter to you dated November 4, 2016. Professional standards also require that we communicate to you the following information related to our audit.

Significant Audit Findings

Qualitative Aspects of Accounting Practices

Management is responsible for the selection and use of appropriate accounting policies. The significant accounting policies used by North Dakota State Fair Association are described in Note 1 to the financial statements. No new accounting policies were adopted and the application of existing policies was not changed during 2016. We noted no transactions entered into by the Association during the year for which there is a lack of authoritative guidance or consensus. All significant transactions have been recognized in the financial statements in the proper period.

Accounting estimates are an integral part of the financial statements prepared by management and are based on management's knowledge and experience about past and current events and assumptions about future events. Certain accounting estimates are particularly sensitive because of their significance to the financial statements and because of the possibility that future events affecting them may differ significantly from those expected. The most sensitive estimate affecting the North Dakota State Fair Association's financial statements was:

Management's estimate of the net pension liability is based on an actuary's calculation in accordance with the employment contracts. We evaluated the key factors and assumptions used to develop the net pension liability in determining that it is reasonable in relation to the financial statements taken as a whole.

The financial statement disclosures are neutral, consistent, and clear.

Difficulties Encountered in Performing the Audit

We encountered no significant difficulties in dealing with management in performing and completing our audit.

Corrected and Uncorrected Misstatements

Professional standards require us to accumulate all known and likely misstatements identified during the audit, other than those that are clearly trivial, and communicate them to the appropriate level of management. There were no corrected or uncorrected misstatements.

Disagreements with Management

For purposes of this letter, a disagreement with management is a financial accounting, reporting, or auditing matter, whether or not resolved to our satisfaction, that could be significant to the financial statements or the auditor's report. We are pleased to report that no such disagreements arose during the course of our audit.

Management Representations

We have requested certain representations from management that are included in the management representation letter dated November 4, 2016.

Management Consultations with Other Independent Accountants

In some cases, management may decide to consult with other accountants about auditing and accounting matters, similar to obtaining a "second opinion" on certain situations. If a consultation involves application of an accounting principle to the governmental unit's financial statements or a determination of the type of auditor's opinion that may be expressed on those statements, our professional standards require the consulting accountant to check with us to determine that the consultant has all the relevant facts. To our knowledge, there were no such consultations with other accountants.

Other Audit Findings or Issues

We generally discuss a variety of matters, including the application of accounting principles and auditing standards, with management each year prior to retention as North Dakota State Fair Association auditors. However, these discussions occurred in the normal course of our professional relationship and our responses were not a condition to our retention.

We applied certain limited procedures to the Management's Discussion and Analysis, the Schedule of Employer's Share of Net Pension Liability and Schedule of Employer Contributions, which are required supplementary information (RSI) that supplements the basic financial statements. Our procedures consisted of inquiries of management regarding the methods of preparing the information and comparing the information for consistency with management's responses to our inquiries, the basic financial statements, and other knowledge we obtained during our audit of the basic financial statements. We did not audit the RSI and do not express an opinion or provide any assurance on the RSI.

This information is intended solely for the use of the Board of Directors and management of North Dakota State Fair Association and is not intended to be, and should not be, used by anyone other than these specified parties.

Eide Bailly LLP

Bismarck, North Dakota
November 4, 2016

SB2009/SB20069
North Dakota State Fair
Hearing 9:00am Roughrider Room
House Education and Environmental Appropriations

Chairman Monson, Committee Members. My name is Renae Korslien and I am the General Manager for the North Dakota State Fair Association.

We are here this morning to tell you Thank you. Thank you for supporting your State Fair. We want to encourage you to continue to support the State Fair with your approval of SB2009/2069 for premium dollars for the 4-H, FFA and Open Class exhibitors that win a prize during the nine days of fair. We do understand that you need to make cuts and we felt we were helping by not submitting anything in the budget except for premiums. But we really do need your support of providing these premium dollars. We have passed out our annual reports which verify that each dollar you give for premium dollars goes totally back to those that win with their projects. We can not spend any of those dollars on anything but that...not even to pay for the judges or any expenses of putting on for instance a beef show.

We did have another great fair in 2016. The 4-H and FFA youth came onto the grounds unloading their projects that they had worked on all year long. Projects that they had worked with their Mom and Dad, Grandpa and Grandma and those wonderful leaders and advisors that take the time to help with these project and encourage them that hard work is OK and respect each other through competitions and understand although you work very hard and think your project is the best... the judge didn't. You also need to respect "others" decisions and move on. This will make the Future Leaders for North Dakota that we need. Your premium dollars help to make this work. At the 2015 fair we had over 49,000 projects brought to the fair...but with the talk that premium dollars would be dropping for the 2016 fair...our total projects dropped to 46,300.

The State Fair is a good investment. When do we gather 293,000 in only nine days? This brings tax dollars to the State through shopping, eating, gas while traveling to the fair and through the State.

For those of you that did not attend the fair this year we have a short video just showing you a small part of the action. Takes you back to what those "warm"not Hot Days of July were like. ☺

Video... We have some great supporters here today that would like to present their side of the story.

Thank you for listening to our presentation. Please support the fair by continuing to fund premium dollars in SB 2009/2069.

A#4 SB 2009 3/2/2017



105 6th Avenue SE
LaMoure ND 58458

Dear House Committee,

We are members of the David Lloyd FFA chapter, in LaMoure, North Dakota. We would appreciate it if you would keep the State Fair premiums at their current level. We use these funds to help cover the costs of our projects. Some of our expenses are, gas, show feed, supplies, and hotel rooms. We also use the premiums to help purchase our next year's projects. Members of our chapter show a variety of animals, such as swine, beef, sheep, and goats. Showing livestock takes a lot of time, effort, and money. Many people depend on these premiums to come to and exhibit at the State Fair. Showing animals and other exhibits at the State Fair is a great learning experience, as it teaches us many life skills that we will use for the rest of our lives.

Please consider this letter when you vote on State Fair funding, and choose to support your district FFA members by keeping the State fair premiums at the current level.

Sincerely,

The members of the David Lloyd FFA Chapter

Linda Smith
Dane Lehman

Ames Bican

Charles Bowman

Mollie Robbins

Rosal Wender

Rose Wender

March 2, 2017
House Appropriations Committee

SB 2009
Support

Chairman and members of the House Appropriations Committee, for the record my name is Mollie Robbins, I am 13 years old and a 7th grader at LaMoure High School and member of the David Lloyd LaMoure FFA Chapter and LaMoure Cloverleafs 4-H club. I urge support of SB2009, which provides funding for State Fair premiums.

I have been in 4-H since I started Kindergarten in LaMoure. Both my parents were North Dakota 4-H ambassadors and my mom was a FFA member too. Our family has been fortunate to attend the North Dakota State Fair the past three years and exhibit in the open sheep and goat shows and 4-H shows.

Last year, it was my first year to exhibit as an FFA member. It was a great fun and I even was chosen as the Reserve overall goat showman. This year, my SAE, supervised agricultural education, project will again be my registered boer goats and registered Hampshire sheep.

It takes a lot of work to get ready for the North Dakota State Fair. My sister and I work with our animals every day.. During the State Fair, it is very long days caring for the animals, participating in shows and answering all the questions that people at the fair have about my animals. I enjoy my animals and teaching others about agriculture.

I have also completed at the State Fair in Consumer choice judging, sewn a skirt for the static exhibits and even showed a rabbit at the State Fair. I enjoy trying new things and the money from the premiums not only helps pay for some of the travel to the State fair for my animals yet it also helps pay for some of my other projects such as sewing and clay and plasterware so I can try new things every year.

I understand that trying to budget State funds must be difficult. However, please don't cut the State Fair funding. As a 4-H and FFA member, we are future leaders. I will also participate in the State MathCounts Contest, I am president of my class and also serve on Student Council. I play basketball, volleyball, and am active in my Church group and serve as an altar server in my Church. The State Fair is important to me. I thank you for your service and for your consideration and ask you to please support the North Dakota State Fair premium funding.

March 2, 2017
House Appropriations Committee

SB 2009
Support

Chairman and members of the Committee, for the record my name is Addie Robbins, I am 9 years old and a 3rd grader at LaMoure . I am also a member of the LaMoure Cloverleafs 4-H club. I want you to support of SB2009, which provides money for State Fair premiums.

This year was the first time that I could bring my 4-H projects to the State Fair. I have helped my family in the open sheep show yet this time I was old enough to show my own animals. I also got blue ribbons on my drawing, sewing and kitten care poster and they were shown at the State Fair too.

It takes a lot of work getting the sheep and goats ready to lead and washing them and fitting them for the State Fair. This year, my ram lamb was the Champion Overall 4-H ram. I was very excited to win the 4-H banner.

I also brought two of my rabbits to the State Fair to show. I know it costs money to go to the State Fair. One boy from our club brought his rabbit to the fair to show yet his mom could not miss work and afford to stay in Minot for the week so they asked me to watch his rabbit and bring it home for him.

I like going to the State Fair. I love seeing all my projects with all the other projects from 4-Hers everywhere. Please keep the money the same so all kids can show their projects and afford to bring their projects to the fair. Thank you for your service to North Dakota.

CHC #7 SB 2009 3/2/17

March 2, 2017
House Appropriations Committee

SB 2009
Support

Chairman and members of the House Appropriations Committee, for the record my name is **Connie Bitz** and I have been a leader of the LaMoure Cloverleaves 4-H club for 29 years. I urge support of SB2009, which provides funding for State Fair premiums.

I started being a 4-H leader because my children were interested in 4-H. They were 10, 9 and 6 at that time. My two oldest daughters now help me lead our 4-H club as they have their own children, my grandchildren in the club.

Our 4-H club meets afterschool . We started this meeting schedule a while ago as it helped encourage and also allowed children that had working parents an activity that they could be involved in. Over the years, I have seen the family structure change for our youth in our State. However, I am very proud to say the Cloverleaf 4-H Club has averaged 30 club members per year for almost 30 years. It is amazing to see the many faces that I have had in 4-H teaching them basic life skills like sewing on a button, measuring flour and sugar, and setting a table.

4-H is definitely hands-on learning and leadership for ages 5 to 18. There are several youth that would not have learned these life skills or would not have stood up in front of a group to give a talk or demonstration if it wasn't for 4-H. Our club also does several projects that the youth can then exhibit at the County Achievement Days and State Fair. For some families, the money that they earn from these projects help pay for their club dues and for others it provides them funding to as the 4-H motto says "to make the best better" and improve upon their woodworking, knitting or citizenship project. Our club also focuses on volunteerism as the youth complete several projects each year. This past year they have cleaned highway ditches, weeded in the community garden, and made ornaments and visited the residents at the North Dakota Veteran's home.

We realize that the budget revenue has changed with the change in the price of oil and agricultural commodities. We recognize you have a very tough job to do with limited funds. However, we need to support North Dakota youth. 4-H is building future leaders and volunteers that will work, live and continue to grow our State. Please use the examples of my daughters and son that were all in 4-H. All four of my children have at least a 4-year college degree. Two of my daughters live in LaMoure and not only are they 4-H leaders, they are volunteers on the ambulance. They also volunteer in their churches and serve on the Parent Teacher organization. My other daughter volunteers time in Fargo for premature infants. My son completed the Beginner Farmer Institute , serves on a commodity grower council and is on a national policy and action committees for a North Dakota farm organization.

In closing, I ask that you support our youth of North Dakota and please support SB2009. I thank you for your service and for your time and consideration.

March 2, 2017
House Appropriations Committee

didn't testify

Att # 8
3/2/17
SB 2009
Support

Chairman and members of the House Appropriations Committee, for the record my name is Kimberly Robbins, LaMoure Cloverleaf 4-H leader and 4-H and FFA mom. I urge support of SB2009, which provides funding for State Fair Premiums.

My husband and I met at North Dakota delegates to National 4-H Congress. We received our undergraduate degrees in Agriculture from North Dakota State and graduate degrees through the University of Illinois. When our oldest daughter was to begin kindergarten, we made a decision to move back to rural North Dakota. I give you that background as an example of what is true of many North Dakota 4-H members. Once a 4-H member, you find your way back supporting the next generation of 4-H members. Therefore, I ask you to support this next generation of 4-H members by maintaining the funding proposed currently by this bill, SB2009.

Serving as a 4-H leader and on the FFA alumni chapter, I have the privilege to work with many youth and have found we need to allow youth to explore various projects and professional development paths to help prepare for high school and beyond. Our 4-H club and FFA chapters do many projects that students can exhibit those projects at the State Fair. The State Fair premium money goes back to the chapter or individual so they can further fund their interest, which is really helping fund their career development.

As a livestock 4-H and FFA parent, please support SB2009 and the livestock industry. The State Fair is a showcase of North Dakota's livestock industry. The premium funds attract individuals to participate and bring the best to the fair. However, the cost to bring livestock to the State Fair is a challenge. There is mileage, room and board, bedding/stalling fees and for many of us parents that work full-time jobs, there is lost income as you attend fair. As parents, we make this financial sacrifice to attend the fair to support our children. Our children spend countless hours working with their livestock – yet these are also hours they are spending with their families learning about agriculture and responsibility and thus growing into responsible adults. Please consider that the Premium funds support North Dakota's animal agriculture industry and the efforts of these youth.

As a county employee, I have seen that the State budget revenue has changed recently and you are forced to make challenging decisions on what to support with limited revenue. However, please remember that the State Fair premium funding has already been decreased with this bill. Please consider the message to the over 280 North Dakota 4-H clubs and all the North Dakota FFA chapters that you have already decreased their premium money. Now, please make a positive stand for all these youth as well as the North Dakota livestock producers that you support their efforts to bring the best to the North Dakota State fair. I thank you for your service to the State of North Dakota and for your consideration of this challenge and opportunity to support youth and animal agriculture.

Department 665 - State Fair Association
Senate Bill Nos. 2009 and 2069

*4-18-17 conf comm #1
 SB 2009 P1*

Executive Budget Comparison to Prior Biennium Appropriations

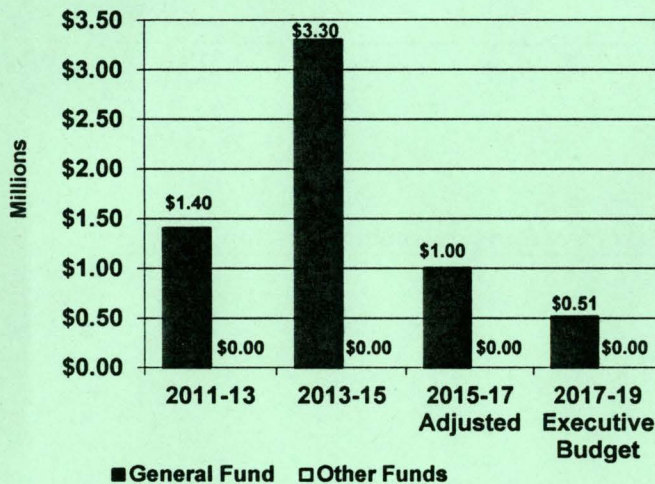
	FTE Positions	General Fund	Other Funds	Total
2017-19 Executive Budget	0.00	\$513,000	\$0	\$513,000
2015-17 Adjusted Legislative Appropriations ¹	0.00	999,915	0	999,915
Increase (Decrease)	0.00	(\$486,915)	\$0	(\$486,915)

¹The 2015-17 biennium agency appropriation amounts reflect general fund budget reductions made in August 2016.

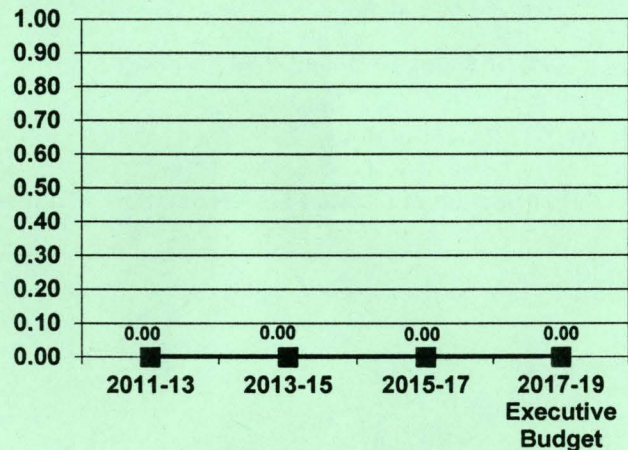
Ongoing and One-Time General Fund Appropriations

	Ongoing General Fund Appropriation	One-Time General Fund Appropriation	Total General Fund Appropriation
2017-19 Executive Budget	\$513,000	\$0	\$513,000
2015-17 Adjusted Legislative Appropriations	532,665	467,250	999,915
Increase (Decrease)	(\$19,665)	(\$467,250)	(\$486,915)

Agency Funding



FTE Positions



Executive Budget Comparison to Base Level

	General Fund	Other Funds	Total
2017-19 Executive Budget	\$513,000	\$0	\$513,000
2017-19 Base Level	532,665	0	532,665
Increase (Decrease)	(\$19,665)	\$0	(\$19,665)

Executive Budget Highlights

	General Fund	Other Funds	Total
1. Decreases funding for exhibitor premium payments from \$532,665 to \$513,000	(\$19,665)		(\$19,665)

Continuing Appropriations

State Fair operating fund - North Dakota Century Code Section 4-02.1-15 - Provides all income, fees, rents, interest, and any other money received by the State Fair Association are to be deposited in a special fund, and those funds are appropriated as a standing appropriation for the purposes provided in the chapter.

Significant Audit Findings

The operational audit for the State Fair Association conducted by Eide Bailly during the 2015-16 interim one significant audit finding related to financial reporting requirements. The North Dakota State Fair Foundation should have been included as a component unit in the State Fair Association's financial statements.

Major Related Legislation

At this time, no major related legislation has been introduced affecting this agency.

#1
P2

State Fair Association - Budget No. 665
Senate Bill Nos. 2009 and 2069
Base Level Funding Changes

Executive Budget Recommendation

	<u>FTE Position</u>	<u>General Fund</u>	<u>Other Funds</u>	<u>Total</u>
2017-19 Biennium Base Level	0.00	\$532,665	\$0	\$532,665
2017-19 Ongoing Funding Changes				
Exhibitor premium funding		(19,665)		(19,665)
Total ongoing funding changes	0.00	(\$19,665)	\$0	(\$19,665)
One-time funding items				
No one-time funding items				\$0
Total one-time funding changes	0.00	\$0	\$0	\$0
Total Changes to Base Level Funding	0.00	(\$19,665)	\$0	(\$19,665)
2017-19 Total Funding	0.00	\$513,000	\$0	\$513,000

Other Sections in State Fair Association - Budget No. 665

Executive Budget Recommendation

None

Department 665 - State Fair Association

#1
P3

Appropriations Comparisons to the Original and Adjusted Base Budgets

General Fund Appropriations Adjustments (As a result of the August 2016 General Fund Budget Reductions)

	Ongoing	One-Time	Total
2015-17 original general fund appropriations	\$570,000	\$500,000	\$1,070,000
General fund reductions	(37,335)	(32,750)	(70,085)
Adjusted 2015-17 general fund appropriations	\$532,665	\$467,250	\$999,915
Remove prior biennium adjusted one-time funding		(467,250)	(467,250)
2017-19 base level	\$532,665	\$0	\$532,665
Executive Budget changes	(19,665)		(19,665)
2017-19 Executive Budget	\$513,000	\$0	\$513,000

Summary of August 2016 General Fund Budget Reductions

	Ongoing	One-Time	Total
Reduced funding for State Fair premiums	(\$37,335)		(\$37,335)
Reduced funding for capital asphalt overlay project		(\$32,750)	(32,750)
Total reduction to ongoing and one-time general fund appropriations	(\$37,335)	(\$32,750)	(\$70,085)
Percentage reduction to ongoing and one-time general fund appropriations	(6.55%)	(6.55%)	(6.55%)

2017-19 Executive Budget Changes to the Original and Adjusted Base Budgets

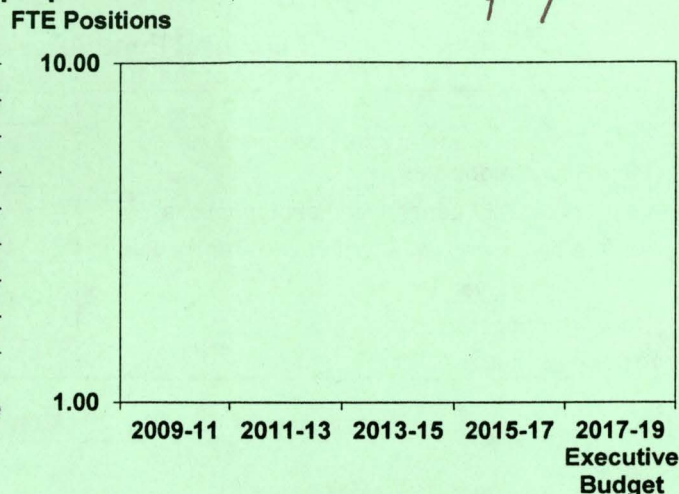
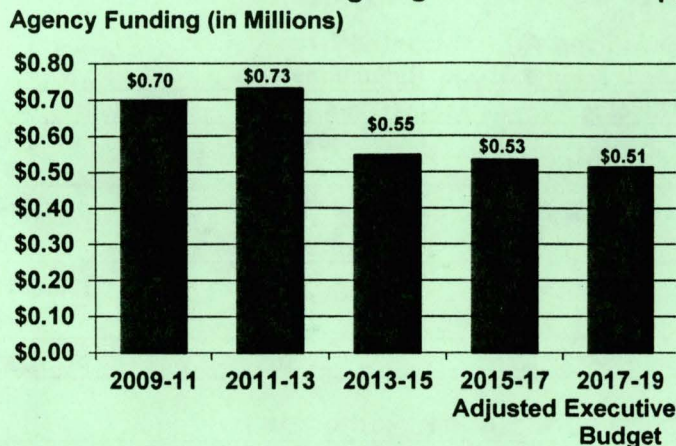
	Changes to Original Budget	Budget Reduction Adjustments	Changes to Adjusted Budget
Adjusted funding for State Fair premiums	(\$57,000)	\$37,335	(\$19,665)
Total 2017-19 Executive Budget changes	(\$57,000)	\$37,335	(\$19,665)

Department 665 - State Fair Association

Historical Appropriations Information

Ongoing General Fund Appropriations Since 2009-11

#1
pdf



■ Ongoing General Fund Appropriations

State Fair Association has no FTE positions

Ongoing General Fund Appropriations					
	2009-11	2011-13	2013-15	2015-17 Adjusted	2017-19 Executive Budget
Ongoing general fund appropriations	\$697,150	\$730,000	\$546,000	\$532,665	\$513,000
Increase (decrease) from previous biennium	N/A	\$32,850	(\$184,000)	(\$13,335)	(\$19,665)
Percentage increase (decrease) from previous biennium	N/A	4.7%	(25.2%)	(2.4%)	(3.7%)
Cumulative percentage increase (decrease) from 2009-11 biennium	N/A	4.7%	(21.7%)	(23.6%)	(26.4%)

Major Increases (Decreases) in Ongoing General Fund Appropriations

2011-13 Biennium

1. Increased funding for State Fair premiums from \$487,150 to \$520,000 \$32,850

2013-15 Biennium

1. Increased funding for State Fair premiums from \$520,000 to \$546,000 \$26,000
2. Removed funding for State Fair bond payments for bonds repaid during the 2011-13 biennium (\$210,000)

2015-17 Biennium

1. Decreased funding for State Fair premiums from \$546,000 to \$532,665 (This amount was reduced from \$570,000 as a result of the August 2016 special legislative session) (\$13,335)

2017-19 Biennium (Executive Budget Recommendation)

1. Decreases funding for State Fair premiums from \$532,665 to \$513,000 (\$19,665)