

**Department 325 - Department of Human Services  
House Bill No. 1012**

**Dalrymple Executive Budget Comparison to Prior Biennium Appropriations**

	FTE Positions	General Fund	Other Funds	Total
2017-19 Dalrymple Executive Budget <sup>1</sup>	2,204.23	\$1,604,916,312	\$2,512,438,951	\$4,117,355,263
2015-17 Adjusted Legislative Appropriations <sup>2</sup>	2,211.08	1,281,017,188	2,246,039,963	3,527,057,151
Increase (Decrease)	(6.85)	\$323,899,124	\$266,398,988	\$590,298,112

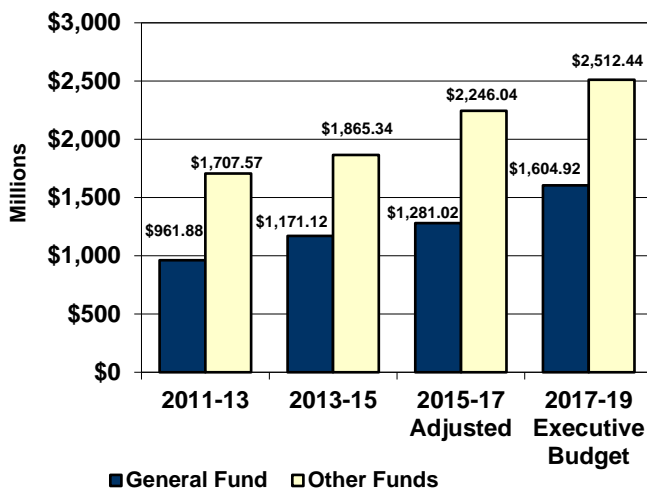
<sup>1</sup>This amount includes \$275 million from the general fund included in House Bill No. 1075 relating to county social services funding. **The House did not provide the \$275 million from the general fund relating to county social services funding.**

<sup>2</sup>The 2015-17 biennium agency appropriation amounts reflect general fund budget reductions made in August 2016 and distribution for the targeted market equity fund, but do not include energy impact allocations from the energy impact funding pool, temporary health insurance, or internship funds totaling \$1,042,738, of which \$864,804 is from the general fund. The agency's allocation from the energy impact funding pool totaled \$989,653, of which \$821,754 is from the general fund.

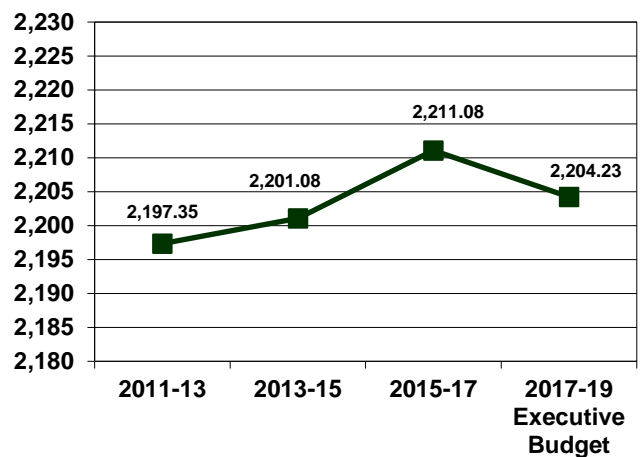
**Ongoing and One-Time General Fund Appropriations**

	Ongoing General Fund Appropriation	One-Time General Fund Appropriation	Total General Fund Appropriation
2017-19 Dalrymple Executive Budget	\$1,604,916,312	\$0	\$1,604,916,312
2015-17 Adjusted Legislative Appropriations	1,262,925,021	18,092,167	1,281,017,188
Increase (Decrease)	\$341,991,291	(\$18,092,167)	\$323,899,124

**Agency Funding**



**FTE Positions**



**Dalrymple Executive Budget Comparison to Base Level**

	General Fund	Other Funds	Total
2017-19 Dalrymple Executive Budget	\$1,604,916,312	\$2,512,438,951	\$4,117,355,263
2017-19 Base Level	1,262,925,021	2,199,169,861	3,462,094,882
Increase (Decrease)	\$341,991,291	\$313,269,090	\$655,260,381

**First House Action**

Attached is a comparison worksheet detailing first house changes to base level funding and the executive budget.

**Dalrymple and Burgum Executive Budget Highlights  
(With First House Changes in Bold)**

	General Fund	Other Funds	Total
<b>DEPARTMENTWIDE</b>			
1. Provides funding for state employee salary and benefit increases, of which \$1,402,579 is for salary increases, and \$6,376,445 is for health insurance increases. (The Burgum budget removed funding for salary increases and provided for employees to pay for a portion of health insurance.) <b>The House removed funding for salary increases.</b>	\$6,526,804	\$1,252,220	\$7,779,024

2. Reduces salaries and wages by \$5,278,396 from the general fund in anticipation of savings from <b>vacant positions and employee turnover</b> . (The Burgum budget removed an additional \$604,423 relating to vacant positions and employee turnover.)	(\$5,278,396)	\$0	(\$5,278,396)
3. Adds funding for paying employees' accumulated annual and sick leave for eligible employees leaving state service. <b>The House did not add funding for paying employees' accumulated annual and sick leave for eligible employees' leaving state service.</b>	\$968,825	\$834,814	\$1,803,639
4. Adds state matching funds required due to a reduction in federal matching for Medicaid Expansion from 100 percent to 95 percent beginning in January 2017, 94 percent beginning in January 2018, and 93 percent beginning in January 2019	\$17,091,207	(\$17,091,207)	\$0
5. Adds funding for continued program changes and <b>cost, caseload, and utilization changes</b> . <b>The House reduced funding for cost, caseload, and utilization changes for medical services and developmental disabilities by a total of \$16.2 million, of which \$8.1 million is from the general fund.</b>	\$98,448,552	(\$52,019,939)	\$46,428,613
6. Adjusts funding as part of the <b>department's savings plan</b> (net of the August 2016 special legislative session reductions)	(\$4,375,632)	(\$38,916,248)	(\$43,291,880)
7. Provides a 1 percent <b>inflationary increase</b> for human service providers in the 2 <sup>nd</sup> year of the biennium. (The Burgum budget removed funding for a 1 percent inflationary increase.) <b>The House did not provide funding for a 1 percent inflationary increase.</b>	\$3,500,163	\$8,691,629	\$12,191,792
8. Imposes a 5 percent provider assessment on nursing facilities, with \$42.7 million of estimated revenue from the assessment being used for long-term care programs. <b>The House did not provide funding for a 5 percent provider assessment on nursing facilities.</b>	\$22,699,215	\$22,699,215	\$45,398,430
9. Provides one-time funding for improvements to the health information technology (HIT) - care coordination project to increase data sharing and interoperability for North Dakota health care providers and citizens	\$0	\$40,800,000	\$40,800,000
10. Provides one-time funding, from federal bonus funds, for development of a certification and licensing system for child care	\$0	\$3,000,000	\$3,000,000

## PROGRAM AND POLICY

### Medical services

11. Provides \$1,133.9 million for medical services, of which \$303.8 million is from the general fund, a decrease in total of \$118.5 million, or 9.5 percent, compared to the 2015-17 adjusted biennium appropriation of \$1,252.4 million. **The House also adjusted the following:**
- **Removed funding of \$2 million, of which \$1 million is from the general fund, for autism spectrum disorder program grants;**
  - **Removed funding of \$2 million, of which \$1 million is from the general fund, for medical service grants relating to cost and caseload;**
  - **Added funding of \$13,521,185, of which \$804,180 is from the general fund, to provide for Medicaid Expansion to be managed care, except for 19 and 20 year olds, which will be on a fee-for-service; and**
  - **Added funding of \$17,358,766 from the general fund relating to funding source changes because the House did not provide funding for taking over county social service programs.**

Major program changes include:

- |  |              |                 |                 |
|--|--------------|-----------------|-----------------|
| • Provides \$389.2 million for Medicaid Expansion grants, of which \$30.4 million is from the general fund, a decrease in total of \$152.6 million, or 28 percent, compared to the 2015-17 biennium appropriation of \$541.8 million | \$22,262,261 | (\$174,865,194) | (\$152,602,933) |
|--|--------------|-----------------|-----------------|

<ul style="list-style-type: none"> <li>• Adds 1 FTE position and funding to allow Medicaid to reimburse <b>opioid treatment programs</b> for dispensing methadone and other services. (The other funds includes \$1,797,222 from the tobacco prevention and control trust fund.) <b>The House provided funding of \$1,996,287 from other funds to allow Medicaid to reimburse opioid treatment programs for dispensing methadone and other services. (Funding includes \$998,145 from the tobacco prevention and control trust fund.)</b></li> </ul>	\$0	\$3,594,441	\$3,594,441
<ul style="list-style-type: none"> <li>• Adjusts funding for <b>physical, occupational, and speech therapy rates. The House provided funding of \$468,630 from the general fund for adjusting physical, occupational, and speech therapy rates.</b></li> </ul>	\$1,135,354	\$666,725	\$1,802,079
<ul style="list-style-type: none"> <li>• Changes the funding source from the general fund to the tobacco prevention and control trust fund</li> </ul>	(\$15,000,000)	\$15,000,000	\$0

**Long-term care**

12. Provides \$732.0 million for long-term care programs, of which \$336.4 million is from the general fund and \$42.7 million is from the nursing home provider assessment fund, an increase in total of \$96.6 million, or 15.2 percent, compared to the 2015-17 adjusted biennium appropriation of \$635.4 million. **The House provided a total increase of \$49.6 million for long-term care programs. The House did not approve the nursing home provider assessment fund.**

Program changes include:

<ul style="list-style-type: none"> <li>• Provides \$595.0 million for <b>nursing facility care</b>, of which \$257.3 million is from the general fund, an increase in total of \$84.6 million, or 17 percent, compared to the 2015-17 adjusted biennium appropriation of \$510.4 million. <b>The House did not provide funding from a nursing facility provider assessment.</b></li> </ul>	\$4,532,260	\$80,011,963	\$84,544,223
<ul style="list-style-type: none"> <li>• Provides \$41.8 million for <b>basic care assistance</b>, of which \$24.5 million is from the general fund, an increase in total of \$7.2 million, or 21 percent, compared to the 2015-17 adjusted biennium appropriation of \$34.6 million. <b>The House did not provide funding from a nursing facility provider assessment. The House removed \$1,844,869 of other funds for basic care assistance, but added \$1 million from the general fund.</b></li> </ul>	\$2,775,495	\$4,425,751	\$7,201,246
<ul style="list-style-type: none"> <li>• Provides \$15.5 million for <b>service payments for elderly and disabled (SPED)</b>, of which \$14.9 million is from the general fund, an increase in total of \$0.7 million, or 5 percent, compared to the 2015-17 adjusted biennium appropriation of \$14.8 million</li> </ul>	\$377,265	\$343,486	\$720,751
<ul style="list-style-type: none"> <li>• Provides \$1.9 million for <b>expanded SPED</b>, of which \$1.9 million is from the general fund, an increase in total of \$0.4 million, or 28 percent, compared to the 2015-17 adjusted biennium appropriation of \$1.5 million</li> </ul>	\$366,923	\$52,908	\$419,831
<ul style="list-style-type: none"> <li>• Provides \$17.1 million for <b>home- and community-based services waiver</b>, of which \$7.7 million is from the general fund, an increase in total of \$3.3 million, or 24 percent, compared to the 2015-17 adjusted biennium appropriation of \$13.8 million</li> </ul>	\$875,486	\$2,418,042	\$3,293,528
<ul style="list-style-type: none"> <li>• Provides \$1.84 million for <b>targeted case management</b>, of which \$0.91 million is from the general fund, an increase in total of \$0.05 million, or 3 percent, compared to the 2015-17 adjusted biennium appropriation of \$1.79 million</li> </ul>	\$26,556	\$22,422	\$48,978
<ul style="list-style-type: none"> <li>• Provides \$35.1 million for <b>personal care option</b>, of which \$16.7 million is from the general fund, an</li> </ul>	\$1,686,197	\$2,769,483	\$4,455,680

increase in total of \$4.5 million, or 15 percent, compared to the 2015-17 adjusted biennium appropriation of \$30.6 million

- Provides \$17.7 million for **program of all-inclusive care for the elderly (PACE)**, of which \$8.9 million is from the general fund, a decrease in total of \$1.8 million, or 9 percent, compared to the 2015-17 adjusted biennium appropriation of \$19.5 million (\$889,434) (\$889,433) (\$1,778,867)
- Provides \$120,000 from the nursing home provider assessment fund for the **community of care program. The House provided funding of \$120,000 from the general fund for the community of care program.** \$0 \$120,000 \$120,000
- Provides \$3.4 million for **autism waiver**, of which \$1.7 million is from the general fund, a decrease in total of \$1.6 million, or 33 percent, compared to the 2015-17 adjusted biennium appropriation of \$5.0 million (adds funding to increase the age of autism waivers through 11 years old) (\$455,195) (\$1,199,940) (\$1,655,135)
- Provides \$1,325,009 from the general fund for **autism voucher**, an increase in total of \$250,001, or 23 percent, compared to the 2015-17 adjusted biennium appropriation of \$1,075,008 \$250,001 \$0 \$250,001
- Adds \$1,055,907, of which \$527,954 is from long-term care provider assessment funds for money follows the person programs and \$404,789 in total funds for adjusting rates paid for homemaker services. **The House provided funding of \$1,055,907, of which \$527,954 is from the general fund for money follows the person programs. The House provided funding of \$110,874, of which \$110,445 is from the general fund, for homemaker services.**

**Developmental disabilities**

- 13. Provides \$621.8 million for developmental disabilities grants, of which \$306.7 million is from the general fund, an increase in total of \$57.1 million, or 10.1 percent, compared to the 2015-17 adjusted biennium appropriation of \$564.7 million. **The House provided a total increase of \$41.1 million for developmental disabilities grants.** \$30,864,509 \$26,251,266 \$57,115,775

Other program changes include:

- Adds 1 FTE position and funding for specialized services for individuals with developmental disabilities. **The House provided funding of \$200,000, of which \$100,000 is from the general fund, for specialized services for individuals with developmental disabilities, but did not provide the 1 FTE position.** \$347,414 \$357,774 \$705,188
- Restores funding for the family subsidy program. **The House removed \$112,888 from the general fund for the family subsidy program.** \$317,688 \$0 \$317,688
- **The House added funding of \$100,000 from the general fund for the experienced parent program.**

**Vocational rehabilitation**

- 14. Provides \$26.0 million for vocational rehabilitation services, of which \$5.8 million is from the general fund, an increase in total of \$0.1 million, or 0.5 percent, compared to the 2015-17 adjusted biennium appropriation of \$25.9 million. Program changes include: \$99,559 \$18,875 \$118,434

Restores funding for assistive technology services \$160,000 \$0 \$160,000

**Aging services**

- 15. Provides \$23.1 million for aging services, of which \$7.9 million is from the general fund, an increase in total of \$2.1 million, or \$383,290 \$1,719,474 \$2,102,764

10 percent, compared to the 2015-17 adjusted biennium appropriation of \$21.0 million

**Behavioral health services**

16. Provides \$25.6 million for behavioral health services, of which \$10.6 million is from the general fund, an increase in total of \$7.4 million, or 40.3 percent, compared to the 2015-17 adjusted biennium appropriation of \$18.2 million. <b>The House reduced funding of \$237,673 from the general fund for compulsive gambling services; funding of \$1,125,000 from the general fund for the substance use disorder voucher program; and funding of \$231,000 from the general fund for the parents listen, educate, ask, discuss program.</b>	\$3,309,220	\$4,041,204	\$7,350,424
---	-------------	-------------	-------------

**Economic assistance policy grants**

17. Provides \$272.8 million for economic assistance, of which \$9.2 million is from the general fund, a decrease in total of \$12 million, or 4.2 percent, compared to the 2015-17 adjusted biennium appropriation of \$284.8 million. **The House added funding of \$100,000 from the temporary assistance for needy families block grant for alternatives to abortion services to increase the total funding from \$500,000 to \$600,000.**

Major program changes include:

- |   |               |                |                |
|---|---------------|----------------|----------------|
| <ul style="list-style-type: none"> <li>• Provides \$9.4 million for <b>temporary assistance for needy families (TANF)</b>, of which \$0.9 million is from the general fund, \$5.3 million is from retained funds, \$1.9 million from child support collections, and \$1.3 million from federal funds, a decrease in total of \$2.3 million, or 19 percent, compared to the 2015-17 biennium adjusted appropriation of \$11.7 million</li> </ul>                                     | (\$830,572)   | (\$1,429,733)  | (\$2,260,305)  |
| <ul style="list-style-type: none"> <li>• Provides \$22.3 million for <b>child care assistance</b>, of which \$2.4 million is from the general fund, a decrease in total of \$4.4 million, or 17 percent, compared to the 2015-17 biennium adjusted appropriation of \$26.7 million. The recommendation provides for child care eligibility at 60 percent of state medium income</li> </ul>  | (\$3,821,685) | (\$578,229)    | (\$4,399,914)  |
| <ul style="list-style-type: none"> <li>• Adds federal funding for <b>supplemental nutrition assistance program (SNAP)</b> or food stamp benefits to provide a total of \$171.2 million, an increase in total of \$6.3 million, or 4 percent, compared to the 2015-17 biennium adjusted appropriation of \$164.9 million</li> </ul>  | \$0           | \$6,282,077    | \$6,282,077    |
| <ul style="list-style-type: none"> <li>• Reduces federal funding for <b>low-income home energy assistance program (LIHEAP)</b> to provide a total of \$33.9 million, a decrease in total of \$19.3 million, or 36 percent, compared to the 2015-17 biennium adjusted appropriation of \$53.2 million</li> </ul>   | \$0           | (\$19,314,829) | (\$19,314,829) |
| <ul style="list-style-type: none"> <li>• Provides \$1.6 million from the general fund for <b>Indian welfare assistance to counties</b>, a decrease in total of \$4.3 million, or 73 percent, compared to the 2015-17 biennium adjusted appropriation of \$5.9 million. <b>The House added funding of \$5,020,286 from the general fund, relating to funding source changes because the House did not provide funding for taking over county social service programs.</b></li> </ul> | (\$4,312,911) |                | (\$4,312,911)  |

**Children and family services**

18. Provides \$168.0 million for children and family services, of which \$79.1 million is from the general fund, a decrease in total of \$7.7 million, or 4.4 percent, compared to the 2015-17 adjusted biennium appropriation of \$175.7 million. Funding includes a reduction of \$3.9 million from the general fund for grants to counties that have imposed an emergency human service levy as provided in 2015 Senate Bill No. 2206. <b>The House added funding of \$10,563,216, from the general fund, relating to funding source changes because the House did not provide funding for taking over county social service programs.</b>	\$10,081,086	(\$17,839,226)	(\$7,758,140)
---	--------------	----------------	---------------

Other program changes include:

- Adds funding for child care quality contract to provide a total of \$4.1 million from the general fund. **The House added funding of \$850,000 from the general fund for childcare quality contracts to provide a total of \$3.25 million from the general fund.** \$1,700,000 \$0 \$1,700,000

## INSTITUTIONS

19. Provides \$142.4 million for institutions, of which \$86.5 million is from the general fund, a decrease in total of \$2.1 million, or 1.4 percent, compared to the 2015-17 adjusted biennium appropriation of \$144.5 million. Extraordinary repairs and equipment over \$5,000 for the State Hospital and the Life Skills and Transition Center are as follows:

### State Hospital

20. Adds funding for **extraordinary repairs**, which includes: \$1,094,498 \$0 \$1,094,498
- Fire alarm panels (\$95,000)
  - Air compressor replacement (\$7,000)
  - Coal boiler OFA fan motor (\$3,000)
  - Sidewalk repairs (\$25,000)
  - Sprinkler heads (\$12,000)
  - Parapet walls (\$91,163)
  - Pool ceiling tiles (\$12,000)
  - Replace elevator in New Horizons Building (\$267,500)
  - Door and hardware replacement (\$57,881)
  - LaHaug Building skylight repair (\$449,534)
  - HVAC grilles (\$74,420)

**The House provided funding of \$900,000 from the general fund for extraordinary repairs.**

21. Adds funding for **equipment over \$5,000**, which includes: \$653,299 \$0 \$653,299
- Ward dispensing cabinets (\$54,000)
  - Car hoe (\$353,000)
  - Digital x-ray machine (\$96,299)
  - Chemistry analyzer (\$150,000)

**The House provided funding of \$453,299 from the general fund for equipment over \$5,000.**

### Life Skills and Transition Center

22. Adds funding for **extraordinary repairs**, which includes: \$676,367 \$0 \$676,367
- Replacement lighting (\$10,400)
  - Cooling tower overhaul (\$10,000)
  - Campus parking lot seal (\$130,967)
  - Flooring replacement (\$45,000)
  - Card access upgrade (\$15,000)
  - Asbestos abatement (\$60,000)
  - Cottage repairs (\$15,000)
  - Campuswide painting (\$15,000)
  - Repair cracks and leaks in tunnels (\$25,000)
  - Replace air handlers, ductwork, motors, and dampers (\$48,000)
  - Replace chill water piping (\$55,000)
  - Door repairs (\$22,000)
  - Window replacement (\$225,000)

**The House provided funding of \$476,367 from the general fund for extraordinary repairs.**

23. Adds funding for **equipment over \$5,000**, which includes: \$219,764 \$0 \$219,764
- Hematology analyzer (\$40,000)
  - Bobcat (\$31,500)
  - Convention oven (\$5,000)
  - Walk-in cooler (\$83,264)
  - Hot/cold well (\$50,000)
  - Plate/side dish heater (\$5,000)
  - Dump trailer (\$5,000)

The House provided funding of \$169,764 from the general fund for equipment over \$5,000.

**HUMAN SERVICE CENTERS**

24. Provides \$198.4 million for human service centers, of which \$115.1 million is from the general fund, an increase in total of \$0.4 million, or 0.2 percent, compared to the 2015-17 adjusted biennium appropriation of \$198.0 million. Extraordinary repairs and equipment over \$5,000 for the human service centers are as follows:

25. Adds funding for <b>extraordinary repairs</b> , which includes:	\$39,600	\$0	\$39,600
• Building repairs (\$39,600)			
26. Adds funding for <b>equipment over \$5,000</b> , which includes:	\$0	\$10,000	\$10,000
• Typ machines (\$10,000)			

**County social services**

27. House Bill No. 1075 transfers funding from the general fund to a newly <b>created social services property tax fund</b> for the state to take over expenses of certain county social services programs which will result in reduced property tax levies	\$275,000,000	\$0	\$275,000,000
28. House Bill No. 1072 includes funding from the social services property tax fund for the social service program expenses at the county level. <b>The House did not include funding of \$275 million for taking over county social services. The House continued funding for existing county social services programs, including cost and caseload changes, as follows:</b>	\$0	\$275,000,000	\$275,000,000
• <b>Funding of \$5,020,286 from the general fund for economic assistance;</b>			
• <b>Funding of \$17,358,766 from the general fund for medical services; and</b>			
• <b>Funding of \$10,563,216 from the general fund for children and family services.</b>			

**Other Sections in House Bill No. 1012**

**Health insurance increase** - Section 2 identifies the amount included in the agency appropriations relating to increases in employee health insurance premiums from \$1,130 to \$1,249 per month.

**Transfers** - Section 4 provides that the Department of Human Services may transfer appropriation authority between line items within subdivisions 1 through 3 of Section 1.

**Medicaid management information system replacement project** - Section 5 provides for the continuation of the legislative appropriation for the Medicaid management information system replacement project in the 2017-19 biennium.

**Modification of the eligibility systems project** - Section 6 provides for the continuation of the legislative appropriation for the modification of the eligibility systems project in the 2017-19 biennium.

**Electronic health records system** - Section 7 provides for the continuation of the legislative appropriation for the development of the electronic health records system in the 2017-19 biennium.

**Tobacco prevention and control trust fund** - Section 8 identifies \$16 million from the tobacco prevention and control trust fund for medical assistance grant cost and caseload expenditures.

**Health Care Trust Fund** - Section 9 identifies \$686,191 from the health care trust fund to the Department of Human Services.

**Medical assistance grants for 2015-17 biennium** - Section 10 provides an appropriation for an additional \$9 million of federal funds to the Department of Human Services for medical assistance grants for the 2015-17 biennium. Section 23 declares this an emergency measure.

**Long-term care rates for 2015-17 biennium** - Section 11 provides an appropriation for an additional \$659,272, of which \$329,636 is from the general fund, to the Department of Human Services for rebasing and operating margins for the long-term care facility rates for the 2015-17 biennium. Section 23 declares this an emergency measure.

**Home health** - Section 12 provides legislative intent for the Department of Human Services to adopt rules for home health services in accordance with federal regulations; and to require home health agencies to be certified. This section also allows the department to adopt rules defining medical equipment, supplies, and appliances, and to specify allowable timeframes for face-to-face visits between a physician and Medicaid beneficiary.

**Traumatic brain injury - 1915(i) state plan amendment** - Section 13 provides legislative intent for the Department of Human Services to apply for the 1915(i) state plan amendment for traumatic brain injury services.

**Grafton job service building** - Section 14 provides legislative intent for the Department of Human Services to purchase the job service building in Grafton, from donated funds, for uses at the Life Skills and Transition Center.

**Life Skills and Transition Center - Conveyance of Land** - Section 15 authorizes the conveyance of 3.46 acres of land at the Life Skills and Transition Center. Section 23 declares this an emergency measure.

**Case management services** - Section 16 provides legislative intent for the Department of Human Services to provide case management services for individuals with a developmental disability if possible, within the ratio provided pursuant to North Dakota Administrative Code.

**Developmental Disabilities - Programmatic and administrative requirements** - Section 17 adds legislative intent for the Department of Human Services to report all new programmatic and administrative requirements to the Centers for Medicare and Medicaid Services for individuals with disabilities.

**Developmental Disabilities - Conflict-free case management** - Section 18 adds legislative intent for the Department of Human Services to request waivers or delay implementation of conflict-free case management rules and requirements for individuals with a developmental disability.

**State medical assistance programs - Legislative Management study** - Section 19 provides for a Legislative Management study regarding options to operate the state medical assistance program and other related programs as managed care.

**Medicaid Expansion - Effective date** - Section 20 amends North Dakota Century Code Section 50-24.1-37 to continue Medicaid Expansion until July 31, 2019, unless the federal government discontinues the program; provides for 19 and 20 year olds to be on fee-for-service beginning January 1, 2018; provides for the contract between the department and carrier to include the carrier providing the department with provider reimbursement rate information when selecting a carrier, and providing for the cumulative and trend data regarding the provider reimbursement rates.

**Medicaid Expansion Repeal - Contingent Effective Date** - Sections 21 and 22 include a contingent repeal of Medicaid Expansion if the federal government ends the program.

**Emergency** - Section 23 provides that Sections 10, 11, and 15 are declared to be emergency measures.

### **Continuing Appropriations**

**Child support collection and disbursement** - Section 14-09-25 - Allows the department to receive child support payments and provide the funds to the custodial parent or appropriate governmental entity for those custodial parents receiving governmental assistance.

**Child support improvement account** - Section 50-09-15.1 - Allows the department to receive federal child support incentive funds and spend the funds in accordance with its business plan to improve the child support collection process.

**Child support cooperative agreements** - Section 50-09-33 - Allows the department to accept federal funds and other income generated by the department under a cooperative agreement with an Indian tribe for child support enforcement services for hiring staff and payment of other expenses as necessary for carrying out the department's duties under the agreement.

**Transition to independence** - Section 50-06-34 - Allows the department to receive grants and other sources of funding for the development of a program for services to transition-aged youth at risk.

### **Deficiency Appropriation**

House Bill No. 1024 includes a deficiency appropriation of \$9 million from the strategic investment and improvements fund to the Department of Human Services for medical assistance grants for the 2015-17 biennium. **The House provided a deficiency appropriation of \$5 million, which is a reduction of \$4 million compared to the Dalrymple Executive Budget.**

Sections 10 and 11 of House Bill No. 1012 include deficiency appropriations for an additional \$9 million of federal funds to the Department of Human Services for medical assistance grants; and an additional \$659,272, of which \$329,636 is from the general fund, to the Department of Human Services for rebasing and operating margins for the long-term care facility rates for the 2015-17 biennium.

### **Significant Audit Findings**

The operational audit for the Department of Human Services was conducted by the State Auditor's office for the biennium ending June 30, 2015. The report identified 20 audit findings relating to lack of internal control fraud risk assessment, insufficient information to verify income and expenses, inadequate controls surrounding revenue collection, inadequate controls surrounding inventory of State Hospital commissary, insufficient suspended claims process, lack of audit procedures, inadequate complaint resolution procedures, improvements to restrict payments to deceased or incarcerated, failure to suspend providers and notify parents, inconsistent licensing procedures, inconsistent procedures to verify required records, incomplete methods to verify health and safety requirements, license effective before background checks performed, improperly backdating license effective date, inadequate records management, lack of unannounced inspections, child care providers not properly licensed, lack of monitoring of corrective orders and imposition of sanctions, ineffective monitoring procedures, and lack of online child care provider records.

### **Major Related Legislation**

**House Bill No. 1038 - Family caregiver supports and services** - Provides an appropriation to the Department of Human Services for administering a Lifespan Respite Care Program. The bill also requires the Department of Human Services to establish a caregiver resource center website and review options and provide recommendations to the Legislative Management to expand home- and community-based services. (Human Services Committee)



**House Bill No. 1040 - Behavioral health services program expansion** - Requires the Department of Human Services to adopt rules for an evidence-based alcohol and drug education program for certain individuals under 21 years of age. The bill also provides an appropriation to the Department of Human Services for a pilot project expanding children's prevention and early intervention behavioral health services. (Human Services Committee)

**House Bill No. 1041 - Justice reinvestment** - Shifts the authority to allow sentence reduction credit from the judiciary to a correctional facility; authorizes the use of sentence reduction credit for time spent in custody; allows the parole board to consider medical parole for offenders who are not otherwise eligible for parole; requires the use of presumptive probation for individuals convicted of a class C felony or a Class A misdemeanor offense; reclassifies ingestion, possession, and paraphernalia offenses to a lower-level criminal offense; reduces the proximity to a school before an increased penalty for a drug offense is warranted; authorizes additional mental health professionals to provide addiction counseling services; removes the prohibition against individuals who have a felony substance abuse conviction from being eligible for various supplemental nutrition assistance programs; creates a pilot project for pretrial services; and provides for a Legislative Management report on the progress of the justice reinvestment initiative. (Incarceration Issues Committee)

**House Bill No. 1043 - State Hospital accreditation** - Amends Section 25-02-01.1 relating to accreditation of the State Hospital.

**House Bill No. 1085 - Brain injury advisory council** - Provides for creating a brain injury advisory council for the purpose of improving the quality of life for an individual with brain injury and the individual's family through brain injury awareness, prevention, research, education, collaboration, support services, and advocacy.

**House Bill No. 1116 - Department of Human Services structure** - Amends Section 25-02-01.1 relating to the maintenance of the State Hospital accreditation.

**House Bill No. 1117 - Substance abuse and behavioral health** - Amends Chapters 14-10, 50-06, and 50-31 relating to changes in terminology for substance abuse and behavioral health.

**House Bill No. 1118 - Aged, blind, and disabled persons** - Amends Section 50-24.5-01 relating to the definition of eligible beneficiary for the aid to aged, blind, and disabled persons.

**House Bill No. 1119 - SPED** - Amends Sections 50-06.2-10 and 50-24.7-02 relating to collection of overpayments for the SPED and expanded SPED programs.

**House Bill No. 1120 - Prior authorization program** - Amends Section 50-24.6-04 relating to the prior authorization program.

**House Bill No. 1134 - Developmental disability** - Amends Century Code sections relating to developmental disabilities.

**House Bill No. 1135 - Committee on employment of people with disabilities** - Amends sections relating to consolidating the committee on employment of people with disabilities into the North Dakota State Rehabilitation Council, and updating categories of positions in the state service.

**House Bill No. 1136 - Department of Human Services** - Creates, amends, and repeals sections of Chapter 50-06 relating to the Department of Human Services.

**House Bill No. 1206 - Child-placing agency** - Amends Chapters 14-15 and 14-15.1 relating to investigation and report by a child-placing agency.

**House Bill No. 1215 - Basic care facility** - Amends Section 23-09.3-01 relating to the definition of a basic care facility.

**House Bill No. 1226 - Medicaid fraud control unit - Study** - Requires the Department of Human Services, along with the Governor and Attorney General's office, to study the feasibility and desirability of establishing a Medicaid fraud control unit.

**House Bill No. 1308 - Temporary Assistance for Needy Families (TANF)** - Amends Section 50-09-29 relating to mandatory addiction screening for temporary assistance for needy families program individual employment plan participants.

**House Bill No. 1315 - Nursing home rates** - Amends Section 50-24.4-17 relating to adjustments of nursing home rates.

**House Bill No. 1427 - Refugee resettlement - Legislative Management study** - Provides for a Legislative Management study of refugee resettlement in the state.

**Senate Bill No. 2015 - Community behavioral health program - Appropriation** - Provides an appropriation of \$7 million to the Department of Human Services for implementing a community behavioral health program; and an appropriation of \$500,000 for contracting with a public or private entity to create, initiate, and facilitate the implementation of a strategic plan to increase the availability of all types of behavioral health services in all regions of the state.

**Senate Bill No. 2033 - Clinical supervision of behavioral health professionals** - Provides for clinical supervision of behavioral health professionals by behavioral health professionals outside of their respective professions and provides for a report to the Legislative Management. (Health Services Committee)

**Senate Bill No. 2038 - Behavioral health services policy changes** - Extends the holding period from 24 to 72 hours for emergency involuntary commitments for individuals with a serious physical condition or illness, changes youth mental health training requirements, requires behavioral health training for early childhood service providers, and creates a children's behavioral health task force. (Human Services Committee)

**Senate Bill No. 2039 - Role and function of Department of Human Services - Behavioral Health Services** - Changes the role and function of the Department of Human Services Behavioral Health Services, including behavioral health definitions; administration of behavioral health programs; licensure process for regional human service centers; services available to individuals with serious and persistent mental illness; membership and role of advisory groups for human service centers;

designation of behavioral health providers to furnish preventive diagnostic, therapeutic, rehabilitative, or palliative services to individuals eligible for medical assistance; and designation of the location of a second state hospital. (Human Services Committee)

**Senate Bill No. 2041 - Eligibility assistance for developmental disability** - Allows individuals with Down syndrome to be eligible for developmental disabilities services. (Human Services Committee)

**Senate Bill No. 2042 - Mental health professionals** - Establishes a tiered system for the roles of mental health professionals. (Human Services Committee)

**Senate Bill No. 2060 - Early childhood services investigations** - Amends Chapters 50-11.1 and 50-25.1 relating to parental notification of early childhood services investigations.

**Senate Bill No. 2088 - Licensed addiction counselor** - Creates a new section to Chapter 43-45 relating to licensed clinical addiction counselors, and amends sections relating to the scope of practice for addiction counselors, and the licensure authority of the Board of Addiction Counseling Examiners.

**Senate Bill No. 2090 - Early childhood services** - Amends sections of Chapters 50-11.1 and 50-06 relating to early childhood services criminal record checks, licensing, definitions, registration, applications, and fees.

**Senate Bill No. 2114 - Foster homes** - Amends sections of Chapters 27-20 and 50-11 relating to the definition of permanency hearing, reasonable efforts for sibling placement, definition of group home, and liability coverage to foster homes for children.

**Senate Bill No. 2115 - Autism Spectrum Disorder Task Force** - Amends Section 50-06-32 relating to the members of the Autism Spectrum Disorder Task Force.

**Senate Bill No. 2116 - Patient records** - Amends sections of Chapter 50-25.1 relating to the disclosure of patient records relevant to an assessment of reported child abuse or neglect.

**Senate Bill No. 2117 - Criminal history record checks** - Creates a new section to Chapter 50-24.1 relating to criminal history record checks for Medicaid services applicants, providers, and staff members, and amends Section 50-06-01.9 relating to criminal history record checks for job applicants, department staff, county employees, contractors, and Medicaid services applicants, providers, and staff members.

**Senate Bill No. 2118 - Compulsive gambling disorder** - Amends sections of Chapters 50-06 and 53-12.1 relating to gambling disorder prevention awareness, crisis intervention, rehabilitation, and treatment services.

**Senate Bill No. 2187 - Developmental Disabilities System Reimbursement project** - Amends Section 50-06-37 relating to developmental disability reimbursements, and provides for a report to Legislative Management.

**Senate Bill No. 2206 - County Social Services** - Amends sections to require the state to assume responsibility of the costs of county social services.

**Senate Bill No. 2251 - Substance exposed newborns** - Creates new sections to Chapter 50-25.1 relating to substance exposed newborns.

**Senate Bill No. 2277 - Child support obligations** - Creates a new section to Chapter 14-09 relating to child support obligations of incarcerated parents.

**Senate Bill No. 2281 - Child support** - Creates a new subsection of Section 50-09-08.6 relating to notice of motor operator's license restriction for nonpayment of child support.

**Senate Bill No. 2322 - Financial exploitation of vulnerable adults** - Creates a new section to Chapter 10-04 relating to the financial exploitation of vulnerable adults.

**Department of Human Services - Budget No. 325  
House Bill No. 1012**

**2017-19 BIENNIUM DEPARTMENT OF HUMAN SERVICES BUDGET - SUMMARY OF HOUSE CHANGES TO BASE LEVEL**

	<b>FTE</b>	<b>General Fund</b>	<b>Estimated Income</b>	<b>Total</b>
<b>2017-19 Base Level</b>				
Management	147.10	\$44,293,594	\$71,324,758	\$115,618,352
Program/Policy Management	348.50	1,012,975,788	1,995,024,801	3,008,000,589
Field Services	1,715.48	205,655,639	132,820,302	338,475,941
<b>Total 2017-19 Base Level</b>	<b>2,211.08</b>	<b>\$1,262,925,021</b>	<b>\$2,199,169,861</b>	<b>\$3,462,094,882</b>
<b>House - Changes to Base Level</b>				
Management	(24.65)	\$10,721,029	\$56,767,760	\$67,488,789
Program/Policy Management	10.00	86,290,753	(90,849,740)	(4,558,987)
Field Services	(60.20)	(8,126,369)	5,301,710	(2,824,659)
County Social Services	0.00	0	0	0
<b>Total House - Changes to Base Level</b>	<b>(74.85)</b>	<b>\$88,885,413</b>	<b>(\$28,780,270)</b>	<b>\$60,105,143</b>
		7.0%	-1.3%	1.7%
<b>House - Version</b>				
Management	122.45	\$55,014,623	\$128,092,518	\$183,107,141
Program/Policy Management	358.50	1,099,266,541	1,904,175,061	3,003,441,602
Field Services	1,655.28	197,529,270	138,122,012	335,651,282
<b>Total House - Budget</b>	<b>2,136.23</b>	<b>\$1,351,810,434</b>	<b>\$2,170,389,591</b>	<b>\$3,522,200,025</b>

**Department of Human Services - Budget No. 325**  
**House Bill No. 1012**

**2017-19 BIENNIUM DEPARTMENT OF HUMAN SERVICES BUDGET - SUMMARY OF HOUSE CHANGES TO EXECUTIVE RECOMMENDATION**

	<u>FTE</u>	<u>General Fund</u>	<u>Estimated Income</u>	<u>Total</u>
<b>Executive Budget</b>				
Management	183.45	\$60,442,282	\$132,395,223	\$192,837,505
Program/Policy Management	365.50	1,067,905,023	1,965,811,174	3,033,716,197
Field Services	1,655.28	201,569,007	139,232,554	340,801,561
County Social Services	0.00	0	275,000,000	275,000,000
<b>Total Executive Recommendation - Budget</b>	<u>2,204.23</u>	<u>\$1,329,916,312</u>	<u>\$2,512,438,951</u>	<u>\$3,842,355,263</u>
<b>House Changes to Executive Budget</b>				
Management	(61.00)	(\$5,427,659)	(\$4,302,705)	(\$9,730,364)
Program/Policy Management	(7.00)	31,361,518	(61,636,113)	(30,274,595)
Field Services	0.00	(4,039,737)	(1,110,542)	(5,150,279)
County Social Services		0	(275,000,000)	(275,000,000)
<b>Total House - Changes to Executive Budget</b>	<u>(68.00)</u>	<u>\$21,894,122</u>	<u>(\$342,049,360)</u>	<u>(\$320,155,238)</u>
		1.6%	-13.6%	-8.3%
<b>House - Version</b>				
Management	122.45	\$55,014,623	128,092,518	\$183,107,141
Program/Policy Management	358.50	1,099,266,541	1,904,175,061	3,003,441,602
Field Services	1,655.28	197,529,270	138,122,012	335,651,282
<b>Total House - Budget</b>	<u>2,136.23</u>	<u>\$1,351,810,434</u>	<u>\$2,170,389,591</u>	<u>\$3,522,200,025</u>

**Department of Human Services - Management - Budget No. 325**  
**House Bill No. 1012**  
**Base Level Funding Changes**

	Executive Budget Recommendation				House Version			
	FTE Positions	General Fund	Other Funds	Total	FTE Positions	General Fund	Other Funds	Total
<b>2017-19 Biennium Base Level</b>	147.10	\$44,293,594	\$71,324,758	\$115,618,352	147.10	\$44,293,594	\$71,324,758	\$115,618,352
<b>2017-19 Ongoing Funding Changes</b>								
Transfers - Division adjustments	26.13	\$2,668,134	(\$650,379)	\$2,017,755	26.13	\$2,668,134	(\$650,379)	\$2,017,755
Base payroll changes	0.22	837,538	281,553	1,119,091	0.22	837,538	281,553	1,119,091
Health insurance increase		368,023	178,501	546,524		368,023	178,501	546,524
Salary increase - Performance		86,724	34,840	121,564		0	0	0
Removes funding for paying accumulated annual and sick leave				0		(84,610)	(43,811)	(128,421)
Reduces funding for staff overtime				0		(234,364)	(112,189)	(346,553)
Adjusts funding relating to budget reductions		161,283		161,283		161,283		161,283
Adjusts funding for operating expenses		1,770,723	(1,126,056)	644,667		1,579,154	(1,126,056)	453,098
Reduces departmentwide FTE positions				0	(51.00)	(4,525,740)	(3,277,260)	(7,803,000)
<b>Administrative</b>								
Adjusts funding for continued program changes		1,191,459	(114,475)	1,076,984		1,191,459	(114,475)	1,076,984
Adds funding for specialized services for individuals with developmental disabilities		1,374	1,373	2,747		0	0	0
Adds funding for Medicaid Expansion		38,583	42,182	80,765		0	0	0
Adds funding for opioid treatment			672	672			672	672
<b>Information Technology Services</b>								
Adjusts funding for continued program changes		8,406,264	18,208,054	26,614,318		8,406,264	18,208,054	26,614,318
Adjusts for funding source changes		366,888	(366,888)	0		366,888	(366,888)	0
Adds funding for specialized services for individuals with developmental disabilities		1,519	1,519	3,038		0	0	0
Adds funding for Medicaid Expansion	10.00	263,176	789,531	1,052,707	0.00	0	0	0
Adds funding for opioid treatment			3,038	3,038			3,038	3,038
Removes funding for equipment and software over \$5,000		(13,000)	(13,000)	(26,000)		(13,000)	(13,000)	(26,000)
Total ongoing funding changes	36.35	\$16,148,688	\$17,270,465	\$33,419,153	(24.65)	\$10,721,029	\$12,967,760	\$23,688,789
<b>One-time funding items</b>								
Adds funding for a child care licensing system			\$3,000,000	\$3,000,000			\$3,000,000	\$3,000,000
Adds funding for a health information technology and care coordination system			40,800,000	40,800,000			40,800,000	40,800,000
Total one-time funding changes	0.00	\$0	\$43,800,000	\$43,800,000	0.00	\$0	\$43,800,000	\$43,800,000
<b>Total Changes to Base Level Funding</b>	36.35	\$16,148,688	\$61,070,465	\$77,219,153	(24.65)	\$10,721,029	\$56,767,760	\$67,488,789
<b>2017-19 Total Funding</b>	183.45	\$60,442,282	\$132,395,223	\$192,837,505	122.45	\$55,014,623	\$128,092,518	\$183,107,141

**Department of Human Services - Program and Policy - Budget No. 325**  
**House Bill No. 1012**  
**Base Level Funding Changes**

	Executive Budget Recommendation				House Version			
	FTE Positions	General Fund	Other Funds	Total	FTE Positions	General Fund	Other Funds	Total
<b>2017-19 Biennium Base Level</b>	348.50	\$1,012,975,788	\$1,995,024,801	\$3,008,000,589	348.50	\$1,012,975,788	\$1,995,024,801	\$3,008,000,589
<b>2017-19 Ongoing Funding Changes</b>								
Transfers - Division adjustments	8.00	\$571,591	\$1,216,374	\$1,787,965	8.00	\$571,591	\$1,216,374	\$1,787,965
Transfers - Head Start program to Department of Public Instruction		(4,900)	(261,137)	(266,037)		(4,900)	(261,137)	(266,037)
Base payroll changes	2.00	680,194	751,245	1,431,439	2.00	680,194	751,245	1,431,439
Health insurance increase		606,461	444,959	1,051,420		606,461	444,959	1,051,420
Salary increase - Performance		141,124	103,542	244,666				0
Removes funding for paying accumulated annual and sick leave				0		(169,458)	(340,113)	(509,571)
Reduces funding for staff overtime				0		(37,447)	(66,675)	(104,122)
Reduces funding for operating expenses				0		(308,431)		(308,431)
<b>Economic Assistance</b>								
Adjusts funding for continued program changes		(97,243)	6,013,065	5,915,822		(97,243)	6,013,065	5,915,822
Restores funding relating to budget reductions		34,015		34,015		34,015		34,015
Reduces funding for operating expenses		(28,667)	(82,494)	(111,161)		(28,667)	(82,494)	(111,161)
Adjusts funding for child care assistance eligibility		(2,160,357)	(578,229)	(2,738,586)		(2,160,357)	(578,229)	(2,738,586)
Adjusts funding for grants cost and caseload changes		(1,784,525)	(12,445,945)	(14,230,470)		(1,784,525)	(12,445,945)	(14,230,470)
Adjusts for funding source changes		69,767	(69,767)	0		69,767	(69,767)	0
Adjusts county social services financing		(5,020,286)		(5,020,286)				0
Adds funding for employment and training program		173,250	554,400	727,650		173,250	554,400	727,650
<b>Child Support</b>								
Adjusts funding for continued program changes		(152,764)	(128,949)	(281,713)		(152,764)	(128,949)	(281,713)
Restores funding relating to budget reductions		58,741		58,741		58,741		58,741
Reduces funding for operating expenses		(21,482)	(56,996)	(78,478)		(21,482)	(56,996)	(78,478)
Reduces funding for overtime		(15,305)	(28,968)	(44,273)		(15,305)	(28,968)	(44,273)
<b>Medical Services</b>								
Adjusts funding for continued program changes		864,283	542,868	1,407,151		864,283	542,868	1,407,151
Restores funding relating to budget reductions		88,828		88,828		88,828		88,828
Restores funding relating to budget reductions - Cost and caseload changes		4,610,087		4,610,087		4,610,087		4,610,087
Reduces funding for operating expenses		(17,710)	(19,990)	(37,700)		(17,710)	(19,990)	(37,700)
Adjusts professional fee schedule to 100 percent of Medicare and policy changes		(10,612,966)	(24,189,744)	(34,802,710)		(10,612,966)	(24,189,744)	(34,802,710)
Adjusts funding for grant cost and caseload changes		21,989,553	(108,028,047)	(86,038,494)		20,989,553	(109,028,047)	(88,038,494)
Adjusts for funding source changes		431,372	(431,372)	0		431,372	(431,372)	0
Adjusts for funding source changes - Tobacco prevention fund		(15,000,000)	15,000,000	0		(15,000,000)	15,000,000	0
Adds provider inflationary increases 0 and 1 percent		1,242,735	1,295,084	2,537,819				0
Federal medical assistance percentage changes		17,233,048	(17,233,048)	0		17,233,048	(17,233,048)	0
Adjusts county social services financing		(17,358,766)	17,358,766	0				0
Adds funding to increase age of autism waiver through 11 years old		183,647	183,647	367,294		183,647	183,647	367,294
Adds funding for opioid treatment	1.00		3,594,441	3,594,441			1,996,287	1,996,287
Changes Medicaid Expansion from managed care to fee-for-service	5.00	(1,105,939)	(13,548,718)	(14,654,657)				0
Adjusts physical, occupational, and speech therapy rates		1,135,354	666,725	1,802,079		468,630		468,630
Adjusts Medicare Part B premium increase		(1,700,941)	(1,915,238)	(3,616,179)		(1,700,941)	(1,915,238)	(3,616,179)
Reduces funding for autism spectrum disorder program				0		(1,000,000)	(1,000,000)	(2,000,000)
Adjusts funding for qualified service provider contracts leaving a total of \$1,445,157				0		(153,827)	(52,624)	(206,451)
Adds funding for Medicare clawback payments		7,819,983		7,819,983		7,819,983		7,819,983

**Department of Human Services - Program and Policy - Budget No. 325**  
**House Bill No. 1012**  
**Base Level Funding Changes**

	Executive Budget Recommendation			House Version				
	FTE Positions	General Fund	Other Funds	Total	FTE Positions	General Fund	Other Funds	Total
<b>Long-Term Care</b>								
Restores funding relating to budget reductions - Cost and caseload changes		3,027,699		3,027,699		3,027,699		3,027,699
Adjusts funding source for community of care grant		(120,000)	120,000	0				0
Adjusts funding for nursing home operating margin, rebasing, and incentives		(10,682,647)	8,097,794	(2,584,853)		631,178	8,824,911	9,456,089
Adjusts funding for basic care services		(931,906)	1,847,214	915,308		68,094	2,345	70,439
Adjusts funding for homemaker services		110,445	294,344	404,789		110,445	429	110,874
Adjusts funding for grant cost and caseload changes		22,352,910	20,771,623	43,124,533		22,352,910	20,771,623	43,124,533
Adjusts for funding source changes		(888,144)	888,144	0		(888,144)	888,144	0
Adjusts for funding source changes - Provider assessment fund		(26,393,649)	26,393,649	0				0
Adds funding for nursing facility provider assessment tax		22,699,215	22,699,215	45,398,430				0
Adds provider inflationary increases 0 and 1 percent			5,671,144	5,671,144				0
Adds funding for Money Follows the Person grants			1,055,907	1,055,907		527,954	527,953	1,055,907
Adds funding to increase age of autism waiver through 11 years old		183,609	183,628	367,237		183,609	183,628	367,237
Adjusts funding for community services relating to the Fair Labor Standards Act				0		(3,518,393)	(4,047,774)	(7,566,167)
<b>DD Council</b>								
Restores funding relating to budget reductions		73		73		73		73
Adjusts funding for continued program changes			59,773	59,773			59,773	59,773
<b>Aging Services</b>								
Adjusts funding for continued program changes		105,755	521,166	626,921		105,755	521,166	626,921
Restores funding relating to budget reductions		46,361		46,361		46,361		46,361
Adjusts funding for operating expenses		(7,480)	(656)	(8,136)		(7,480)	(656)	(8,136)
Adjusts funding source for nutrition service program		(466,694)	466,694	0		(466,694)	466,694	0
Adjusts funding to vulnerable adult contracts		(8,500)	319,292	310,792		(8,500)	319,292	310,792
Adds provider inflationary increases 0 and 1 percent		12,985		12,985				0
Removes funding for Lifespan Respite Care program (in HB 1038)				0			(200,000)	(200,000)
<b>Children and Family Services</b>								
Adjusts funding for continued program changes		(405,146)	1,529,195	1,124,049		(405,146)	1,529,195	1,124,049
Restores funding relating to budget reductions		305,576		305,576		305,576		305,576
Restores funding relating to budget reductions - Cost and caseload changes		1,233,182		1,233,182		1,233,182		1,233,182
Adjusts funding for operating expenses		(373)	(627)	(1,000)		(373)	(627)	(1,000)
Adjusts funding for grant cost and caseload changes		11,548,425	2,587,856	14,136,281		11,548,425	2,587,856	14,136,281
Restores funding for Healthy Families		150,000		150,000		150,000		150,000
Adjusts for funding source changes		4,897,464	(4,768,241)	129,223		4,897,464	(4,768,241)	129,223
Adds provider inflationary increases 0 and 1 percent		518,442	175,938	694,380				0
Adjusts funding for county social services financing		(10,563,216)	(17,358,766)	(27,921,982)				0
Restores funding for child care quality contract		1,700,000		1,700,000		850,000		850,000
Restores funding for child care inclusion grants		100,000		100,000		100,000		100,000
Restores funding for child care inclusion specialists		200,000		200,000		200,000		200,000
Adds funding for alternatives to abortion to provide a total of \$600,000				0			100,000	100,000
<b>Behavioral Health Division</b>								
Adjusts funding for continued program changes		16,307	5,462,077	5,478,384		16,307	5,462,077	5,478,384
Restores funding relating to budget reductions		1,322,327		1,322,327		1,322,327		1,322,327
Reduces funding for Parent's LEAD program		(29,000)		(29,000)		(260,000)		(260,000)

**Department of Human Services - Program and Policy - Budget No. 325**  
**House Bill No. 1012**  
**Base Level Funding Changes**

	Executive Budget Recommendation			House Version				
	FTE Positions	General Fund	Other Funds	Total	FTE Positions	General Fund	Other Funds	Total
Reduces funding for operating expenses		(80,859)		(80,859)		(80,859)		(80,859)
Adjusts for funding source changes		1,071,399	(1,071,399)	0		1,071,399	(1,071,399)	0
Adds provider inflationary increases 0 and 1 percent		25,118	3,141	28,259				0
Adjusts funding for Governor's Advisory Council		30,000		30,000		30,000		30,000
Restores Robinson Recovery Center funding		237,500		237,500		237,500		237,500
Reduces funding for compulsive gambling services				0		(237,673)		(237,673)
Reduces funding for the substance use disorder voucher program to \$375,000				0		(1,125,000)		(1,125,000)
<b>Vocational Rehabilitation</b>								
Adjusts funding for continued program changes		(230,587)	61,854	(168,733)		(230,587)	61,854	(168,733)
Restores funding relating to budget reductions		233,781		233,781		233,781		233,781
Adjusts funding for operating expenses		(12,251)	(63,854)	(76,105)		(12,251)	(63,854)	(76,105)
Removes funding for winter recreation program at Bottineau		(65,000)		(65,000)		(65,000)		(65,000)
Adds provider inflationary increases 0 and 1 percent		2,858		2,858				0
Adds funding for assistive technology		160,000		160,000		160,000		160,000
				0				0
				0				0
<b>Developmental Disabilities</b>								
Adjusts funding relating to continued program changes		90,413	(446,703)	(356,290)		90,413	(446,703)	(356,290)
Restores funding relating to budget reductions		51,278		51,278		51,278		51,278
Adjusts funding for budget reductions - Cost and caseload changes		4,047,111		4,047,111		4,047,111		4,047,111
Adjusts funding for operating expenses		(12,617)	(15,098)	(27,715)		(12,617)	(15,098)	(27,715)
Adjusts funding for grant cost and caseload changes		24,556,975	24,541,367	49,098,342		18,447,931	18,432,322	36,880,253
Adds provider inflationary increases 0 and 1 percent		1,527,541	1,544,613	3,072,154				0
Federal medical assistance percentage changes		(141,841)	141,841	0		(141,841)	141,841	0
Adds funding for specialized services for individuals with developmental disabilities	1.00	347,414	357,774	705,188		100,000	100,000	200,000
Adjusts funding for Family Subsidy program		204,800		204,800		(112,888)		(112,888)
Adds funding for the Experienced Parent program				0		100,000		100,000
Adds funding for equipment over \$5,000			10,000	10,000			10,000	10,000
Total ongoing funding changes	17.00	\$54,929,235	(\$29,213,627)	\$25,715,608	10.00	\$86,290,753	(\$90,849,740)	(\$4,558,987)
<b>One-time funding items</b>								
No one-time funding items				\$0				\$0
Total one-time funding changes	0.00	\$0	\$0	\$0	-	\$0	\$0	\$0
<b>Total Changes to Base Level Funding</b>	17.00	\$54,929,235	(\$29,213,627)	\$25,715,608	10.00	\$86,290,753	(\$90,849,740)	(\$4,558,987)
<b>2017-19 Total Funding</b>	365.50	\$1,067,905,023	\$1,965,811,174	\$3,033,716,197	358.50	\$1,099,266,541	\$1,904,175,061	\$3,003,441,602



**Department of Human Services - Field Services - Budget No. 325**  
**House Bill No. 1012**  
**Base Level Funding Changes**

	Executive Budget Recommendation				House Version			
	FTE Positions	General Fund	Other Funds	Total	FTE Positions	General Fund	Other Funds	Total
<b>2017-19 Biennium Base Level</b>	1,715.48	\$205,655,639	\$132,820,302	\$338,475,941	1,715.48	\$205,655,639	\$132,820,302	\$338,475,941
<b>2017-19 Ongoing Funding Changes</b>								
Transfers - Division adjustments	(34.13)	(\$3,239,725)	(\$565,995)	(\$3,805,720)	(34.13)	(3,239,725)	(565,995)	(\$3,805,720)
Base payroll changes	(26.07)	(8,935,032)	12,051,373	3,116,341	(26.07)	(8,935,032)	12,051,373	3,116,341
Salary increase - Performance		948,952	87,397	1,036,349				0
Removes funding for paying accumulated annual and sick leave				0		(714,757)	(450,890)	(1,165,647)
Reduces funding for staff overtime				0		(811,046)	(570,546)	(1,381,592)
Health insurance increase		4,375,520	402,981	4,778,501		4,375,520	402,981	4,778,501
Vacant position and employee turnover savings - Institutions		(2,027,897)		(2,027,897)		(2,027,897)		(2,027,897)
Vacant position and employee turnover savings - Human Service Centers		(3,250,499)		(3,250,499)		(3,250,499)		(3,250,499)
<b>Institutions</b>								
Adds funding for continued program changes		2,311,163	(1,063,812)	1,247,351		2,311,163	(1,063,812)	1,247,351
Adds funding for equipment over \$5,000 - State Hospital		653,299		653,299		453,299		453,299
Adds funding for extraordinary repairs - State Hospital		1,094,498		1,094,498		900,000		900,000
Restores funding relating to budget reductions - State Hospital		1,301,188		1,301,188		1,301,188		1,301,188
Adjusts funding for operating expenses - State Hospital		(199,726)	(13,405)	(213,131)		(364,515)	(13,405)	(377,920)
Adds funding for equipment over \$5,000 - LSTC		219,764		219,764		169,764		169,764
Adds funding for extraordinary repairs - LSTC		676,367		676,367		476,367		476,367
Restores funding relating to budget reductions - LSTC		838,184		838,184		838,184		838,184
Adjusts funding for operating expenses - LSTC		(50,784)	(53,301)	(104,085)		(300,784)	(53,301)	(354,085)
<b>Human Service Centers</b>								
Adds funding for continued program changes		1,406,994	(4,166,214)	(2,759,220)		1,406,994	(4,166,214)	(2,759,220)
Adjusts funding source changes		(982,540)	982,540	0		(982,540)	982,540	0
Adjusts funding for grant cost and caseload changes		(1,313,398)	(1,087,709)	(2,401,107)		(1,313,398)	(1,087,709)	(2,401,107)
Adds funding for provider inflationary increases 0 and 1 percent		170,484	1,709	172,193				0
Adds funding for extraordinary repairs - Southeast human service center		39,600		39,600		39,600		39,600
Restores funding for budget reductions		2,338,741		2,338,741		2,338,741		2,338,741
Adjusts funding for operating expenses		(711,785)	(163,312)	(875,097)		(1,046,996)	(163,312)	(1,210,308)
Restores funding for mobile crisis services in Bismarck		250,000		250,000		250,000		250,000
Total ongoing funding changes	(60.20)	(\$4,086,632)	\$6,412,252	\$2,325,620	(60.20)	(\$8,126,369)	\$5,301,710	(\$2,824,659)
<b>One-time funding items</b>								
No one-time funding items				\$0				\$0
Total one-time funding changes	0.00	\$0	\$0	\$0	0.00	\$0	\$0	\$0
<b>Total Changes to Base Level Funding</b>	(60.20)	(\$4,086,632)	\$6,412,252	\$2,325,620	(60.20)	(\$8,126,369)	\$5,301,710	(\$2,824,659)
<b>2017-19 Total Funding</b>	1,655.28	\$201,569,007	\$139,232,554	\$340,801,561	1,655.28	\$197,529,270	\$138,122,012	\$335,651,282

**Department of Human Services - County Social Services Financing - Budget No. 325**  
**House Bill No. 1012**  
**Base Level Funding Changes**

	Executive Budget Recommendation				House Version			
	FTE Positions	General Fund	Other Funds	Total	FTE Positions	General Fund	Other Funds	Total
<b>2017-19 Biennium Base Level</b>	0.00	\$0	\$0	\$0	0.00	\$0	\$0	\$0
<b>2017-19 Ongoing Funding Changes</b>								
County social services financing			\$275,000,000	\$275,000,000				\$0
Total ongoing funding changes	0.00	\$0	\$275,000,000	\$275,000,000	0.00	\$0	\$0	\$0
<b>One-time funding items</b>								
No one-time funding items				\$0				\$0
Total one-time funding changes	0.00	\$0	\$0	\$0	0.00	\$0	\$0	\$0
<b>Total Changes to Base Level Funding</b>	0.00	\$0	\$275,000,000	\$275,000,000	0.00	\$0	\$0	\$0
<b>2017-19 Total Funding</b>	0.00	\$0	\$275,000,000	\$275,000,000	0.00	\$0	\$0	\$0

**Other Sections in Department of Human Services - Budget No. 325**

	Executive Budget Recommendation	House Version
Health insurance increase		Section 2 provides the appropriation in section 1 includes \$6,376,445, of which \$5,350,004 is from the general fund, for increases in employee health insurance premiums from \$1,130 to \$1,249 per month.
Funding transfers	Section 7 provides that the Department of Human Services may transfer appropriation authority between line items within subdivisions 1 through 3 of section 1.	Section 4 provides that the Department of Human Services may transfer appropriation authority between line items within subdivisions 1 through 3 of section 1; requires the department to notify the Office of Management and Budget and the Legislative Council of any transfer made; and requires the department to report to Budget Section on any transfers made in excess of \$50,000.
Medicaid management information system replacement project - Continuation	Section 8 provides for the continuation of the legislative appropriation for the Medicaid management information system replacement project in the 2017-19 biennium.	Section 5 provides for the continuation of the legislative appropriation for the Medicaid management information system replacement project in the 2017-19 biennium.
Eligibility systems project - Continuation	Section 9 provides for the continuation of the legislative appropriation for the modification of the eligibility systems project in the 2017-19 biennium.	Section 6 provides for the continuation of the legislative appropriation for the modification of the eligibility systems project in the 2017-19 biennium.
Electronic health records system - Continuation	Section 10 provides for the continuation of the legislative appropriation for the development of the electronic health records system in the 2017-19 biennium.	Section 7 provides for the continuation of the legislative appropriation for the development of the electronic health records system in the 2017-19 biennium.
County social services fund	Section 3 identifies \$275 million from the county social service financing fund for administering social service programs.	
County social services fund	Section 4 identifies \$42,675,160 from the nursing home provider assessment fund for long-term care expenditures.	

**Other Sections in Department of Human Services - Budget No. 325**

	<u>Executive Budget Recommendation</u>	<u>House Version</u>
Tobacco prevention and control trust fund	Section 5 identifies \$16,799,077 from the tobacco prevention and control trust fund for medical assistance grant cost and caseload expenditures.	Section 8 identifies \$16,000,000 from the tobacco prevention and control trust fund.
Health Care Trust Fund		Section 9 identifies \$686,191 from the Health Care Trust Fund.
2015-17 biennium appropriation - Medical assistance grants	Section 6 provides an appropriation for an additional \$9 million of federal funds to the Department of Human Services for medical assistance grants for the 2015-17 biennium. Section 17 declares this an emergency measure.	Section 10 provides an appropriation for an additional \$9 million of federal funds to the Department of Human Services for medical assistance grants for the 2015-17 biennium. Section 21 declares this an emergency measure.
2015-17 biennium appropriation - Long-term care rates		Section 11 provides an appropriation for an additional \$659,272, of which \$329,636 is from the general fund, to the Department of Human Services for rebasing and operating margins for long-term care facility rates for the 2015-17 biennium. Section 21 declares this an emergency measure.
Home health policy changes and clarification	Section 11 provides legislative intent for the Department of Human Services to adopt rules for home health services in accordance with federal regulations; and to require home health agencies to be certified. This section also allows the department to adopt rules defining medical equipment, supplies, and appliances, and to specify allowable timeframes for face-to-face visits between a physician and Medicaid beneficiary.	Section 12 provides legislative intent for the Department of Human Services to adopt rules for home health services in accordance with federal regulations; and to require home health agencies to be certified. This section also allows the department to adopt rules defining medical equipment, supplies, and appliances, and to specify allowable timeframes for face-to-face visits between a physician and Medicaid beneficiary.
Traumatic brain injury - 1915(i) waiver		Section 13 provides legislative intent for the Department of Human Services to apply for the 1915(i) state plan amendment for traumatic brain injury services under the vocational rehabilitation program. The department may use an existing 0.5 FTE position for this purpose.
Job service building purchase in Grafton	Section 12 provides legislative intent for the Department of Human Services to purchase the job service building in Grafton, from donated funds, for uses at the Life Skills and Transition Center.	Section 14 provides legislative intent for the Department of Human Services to purchase the job service building in Grafton, from donated funds, for uses at the Life Skills and Transition Center. The department may not purchase the building unless anticipated revenues generated from the use of the building will be sufficient to provide for the operating and maintenance costs of the building.
Conveyance of land - Life Skills and Transition Center		Section 15 authorizes the conveyance of 3.46 acres of land at the Life Skills and Transition Center.
Case management services		Section 16 provides legislative intent for the Department of Human Services to provide case management services for individuals with a developmental disability if possible, within the ratio provided pursuant to North Dakota Administrative Code.
Developmental Disabilities - Programmatic and administrative requirements		Section 17 adds legislative intent for the Department of Human Services to report all new programmatic and administrative requirements to the Centers for Medicare and Medicaid Services for individuals with disabilities.

**Other Sections in Department of Human Services - Budget No. 325**

	<u>Executive Budget Recommendation</u>	<u>House Version</u>
Developmental disabilities - Conflict-free case management		Section 18 adds legislative intent for the Department of Human Services to request waivers or delay implementation of conflict-free case management rules and requirements for individuals with a developmental disability.
Legislative Management study - State medical assistance programs		Section 19 provides for a Legislative Management study regarding options to operate the state medical assistance program and other related programs as managed care.
Medicaid Expansion - Effective date	Section 13 amends North Dakota Century Code Section 50-24.1-37 to remove the expiration date for Medicaid Expansion. This section allows Medicaid Expansion to continue after July 31, 2017.	Section 20 amends North Dakota Century Code Section 50-24.1-37 to continue Medicaid Expansion until July 31, 2019, unless the federal government discontinues the program; provides for 19 and 20 year olds to be on fee-for-service beginning January 1, 2018; provides for the contract between the department and carrier to include the carrier providing the department with provider reimbursement rate information, providing for the department to consider reimbursement rate information when selecting a carrier, and providing for the department to report to Legislative Management regarding cumulative and trend data regarding the provider reimbursement rates.
Medicaid Expansion requirements	Section 14 amends Section 50-24.1-37 to remove a requirement that Medicaid Expansion be implemented through private carriers or utilizing the health insurance exchange. Section 16 provides an effective date of January 1, 2018.	
Health Care Trust Fund	Section 15 amends Section 50-30-02 to remove language that prevents money in the Health Care Trust Fund from being included in the Governor's recommended appropriation bills pursuant to Section 54-44.1-06.	

## Department 325 - Department of Human Services

## Appropriations Comparisons to the Original and Adjusted Base Budgets

### General Fund Appropriations Adjustments (As a result of the August 2016 General Fund Budget Reductions)

	Ongoing	One-Time	Total
2015-17 original general fund appropriations	\$1,314,030,666	\$18,172,167	\$1,332,202,833
General fund reductions	(53,874,215)	(80,000)	(53,954,215)
Targeted market equity allocation	2,768,570		2,768,570
Adjusted 2015-17 appropriations	\$1,262,925,021	\$18,092,167	\$1,281,017,188
Dalrymple Executive Budget changes	341,991,291	(18,092,167)	323,899,124
2017-19 Dalrymple Executive Budget	\$1,604,916,312	\$0	\$1,604,916,312

### Summary of August 2016 General Fund Budget Reductions

	Ongoing	One-Time	Total
<b>Departmentwide and administrative:</b>			
- Reduce 2 <sup>nd</sup> year salary increase	(\$940,000)		(\$940,000)
- Salary savings	(350,000)		(350,000)
- Reduce travel	(197,147)		(197,147)
- Adjust human resource policies	(275,000)		(275,000)
- Operating cost reduction	(147,422)		(147,422)
- Delay replacing computers and printers	(100,000)		(100,000)
- Do not fill business analyst position	(67,724)		(67,724)
- Reduce costs to support eligibility system	(1,000,000)		(1,000,000)
- Mainframe operations cost savings	(1,200,000)		(1,200,000)
- Postpone demolition project at the Life Skills and Transition Center	(650,070)		(650,070)
- Delay installation of State Hospital card access system	(870,540)		(870,540)
<b>Economic assistance:</b>			
- Adjust eligibility and cost sharing for child care assistance program	(5,031,605)		(5,031,605)
<b>Medical services:</b>			
- Adjust inflationary increase	(3,206,587)		(3,206,587)
- Adjust professional fee schedule to 100 percent of Medicare	(13,576,658)		(13,576,658)
- Adjust ambulance services rate	(312,500)		(312,500)
- Adjust physical, occupational, and speech therapy rate	(468,630)		(468,630)
- Change pharmacy provisions	(91,000)		(91,000)
<b>Long-term care services:</b>			
- Adjust nursing facility inflationary increases (January 2017)	(1,197,156)		(1,197,156)
- Delay rebasing nursing facility limits (January 2017)	(792,976)		(792,976)
- Adjust nursing facility operating margin (January 2017)	(1,250,000)		(1,250,000)
- Adjust incentive payment from nursing facility rates (January 2017)	(350,000)		(350,000)
- Adjust basic care rates (HB 1359)	(720,133)		(720,133)
- Adjust operating margin from basic care rates (January 2017)	(110,742)		(110,742)
- Adjust other long-term care provider inflationary increases	(846,536)		(846,536)
- Adjust homemaker services rate	(400,000)		(400,000)

	Ongoing	One-Time	Total
- Do not fill 25 new autism waiver slots	(734,006)		(734,006)
- Do not fill 10 new autism voucher slots	(250,001)		(250,001)
<b>Aging services:</b>			
- Adjust inflationary increases (estimate)	(116,724)		(116,724)
- Adjust dementia care services contract	(150,000)		(150,000)
- Adjust funding for vulnerable adult protective services	(310,792)		(310,792)
- Adjust funding for Governor's Committee on Aging	(14,000)		(14,000)
<b>Children and family services:</b>			
- Adjust foster care inflationary increases	(1,013,182)		(1,013,182)
- Freeze subsidized guardianship enrollment	(220,000)		(220,000)
- Adjust child care quality contract	(1,700,000)		(1,700,000)
- Adjust child care inclusion specialists contract	(200,000)		(200,000)
- Adjust child care inclusion grants	(100,000)		(100,000)
- Adjust Healthy Families contract	(150,000)		(150,000)
<b>Behavioral health services:</b>			
- Adjust inflationary increases (estimate)	(254,024)		(254,024)
- Limit substance abuse services voucher program (SB 2048)	(375,000)		(375,000)
- Limit behavioral health planning (SB 2048)	(75,000)		(75,000)
- Do not fill 35 new slots for serious mental illness extended services	(388,492)		(388,492)
- Do not refill new slots and reduce hours for traumatic brain injury (TBI) prevocational skills	(105,000)		(105,000)
- Adjust Robinson Recovery Center funding	(237,500)		(237,500)
- Adjust expanded TBI services (HB 1046)	(346,875)		(346,875)
- Adjust expanded TBI services (HB 1046)	(100,000)		(100,000)
- Adjust gambling addiction contract	(40,000)		(40,000)
- Adjust Parents Listen, Educate, Ask, Discuss program	(100,000)		(100,000)
- Adjust funding for 2 <sup>nd</sup> year of autism training	(40,000)		(40,000)
- Adjust funding for Governor's Prevention and Advisory Council	(80,000)		(80,000)
<b>Vocational rehabilitation:</b>			
- Adjust inflationary increases (estimate)	(25,691)		(25,691)
- Do not refill new TBI extended services slots	(180,783)		(180,783)
- Adjust funding for Committee on Employment of People with Disabilities	(27,594)		(27,594)
- Adjust Annie's House at Bottineau contract	(135,000)		(135,000)
<b>Developmental disabilities:</b>			
- Adjust inflationary increases	(4,047,111)		(4,047,111)
- Freeze family subsidy program	(200,000)		(200,000)
<b>Human service centers:</b>			
- Adjust inflationary increases	(576,119)		(576,119)
- Postpone 10-bed crisis residential and transitional living in Minot region	(685,895)		(685,895)
- Postpone mobile on-call crisis services in Bismarck region	(250,000)		(250,000)
- Adjust phone recovery support contract	(100,000)		(100,000)
- Adjust funding for High Five Youth Camp in Dickinson	(93,000)		(93,000)
<b>Other:</b>			
- Increase federal Medicaid reimbursement for eligibility determination costs	(5,300,000)		(5,300,000)

	Ongoing	One-Time	Total
- Increase federal Indian Health Services funding	(1,000,000)		(1,000,000)
- Adjust Interagency Program for Assistive Technology one-time funding (SB 2289)		(\$80,000)	(80,000)
Total reductions	(\$53,874,215)	(\$80,000)	(\$53,954,215)
Percentage reduction to ongoing and one-time general fund appropriations	(4.10%)	(0.44%)	(4.05%)

**2017-19 Dalrymple Executive Budget Changes to the Original and Adjusted Base Budgets**

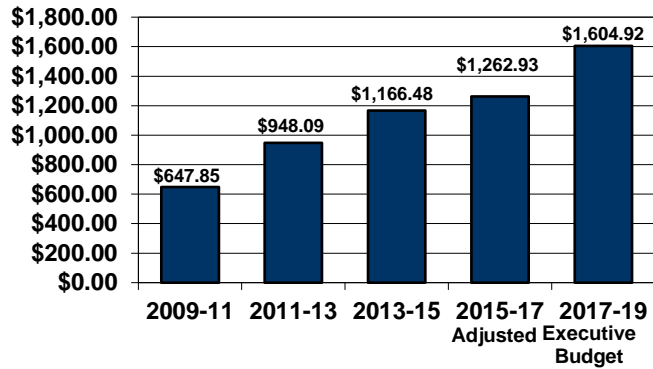
	Changes to Original Budget	Budget Reduction Adjustments	Changes to Adjusted Budget
<b>Management</b>	\$8,319,681	\$7,829,007	\$16,148,688
<b>Program and Policy:</b>			
Economic assistance	(12,549,231)	5,065,620	(7,483,611)
Aging services	(137,863)	521,153	383,290
Medical services	(9,754,039)	18,744,203	8,990,164
Long-term care services	2,229,074	6,651,550	8,880,624
Developmental disabilities	26,566,120	4,298,389	30,864,509
Children and family services	6,403,184	3,688,758	10,091,942
Behavioral health services	1,389,393	1,919,827	3,309,220
Developmental disabilities council	(10,855)	73	(10,782)
Vocational rehabilitation services	(189,222)	368,781	179,559
Child support program	(334,420)	58,741	(275,679)
<b>Field Services:</b>			
Human service centers	(4,102,927)	2,588,741	(1,514,186)
Institutions	(4,711,819)	2,139,372	(2,572,447)
<b>County Social Services Financing</b>	275,000,000		275,000,000
<b>Total</b>	<b>\$288,117,076</b>	<b>\$53,874,215</b>	<b>\$341,991,291</b>

Department 325 - Department of Human Services

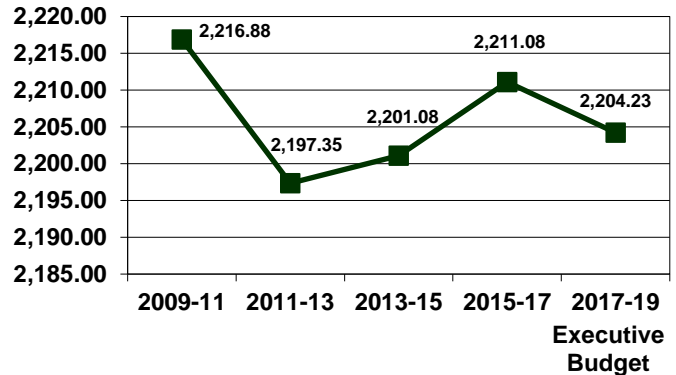
# Historical Appropriations Information

## Ongoing General Fund Appropriations Since 2009-11

Agency Funding (in Millions)



FTE Positions



Ongoing General Fund Appropriations					
	2009-11	2011-13	2013-15	2015-17 Adjusted	2017-19 Dalrymple Executive Budget
Ongoing general fund appropriations	\$647,849,516	\$948,087,922	\$1,166,482,508	\$1,262,925,021	\$1,604,916,312
Increase (decrease) from previous biennium	N/A	\$300,238,406	\$218,394,586	\$96,442,513	\$341,991,291
Percentage increase (decrease) from previous biennium	N/A	46.3%	23.0%	8.3%	27.1%
Cumulative percentage increase (decrease) from 2009-11 biennium	N/A	46.3%	80.1%	94.9%	147.7%

### Major Increases (Decreases) in Ongoing General Fund Appropriations

#### 2011-13 Biennium

- Added state matching funds due to changes in the federal medical assistance percentage (FMAP) \$104,887,387
- Replaced federal fiscal stimulus relating to FMAP received in the 2009-11 biennium \$69,307,001
- Provided a 3 percent annual inflationary increase for providers, excluding physicians \$23,451,104
- Added funding for cost, caseload, and utilization changes \$54,041,521
- Added funding for providing grants to child care providers for workforce development, quality improvement, technical assistance, and capacity building \$3,100,000
- Increased funding for prescription drug clawback payments \$6,891,217
- Added funding for increasing psychiatric inpatient hospitalization contract rates at the human service centers \$3,431,017
- Provided funding for contracting for chemical dependency residential services in the southeast region \$939,159
- Added 2 FTE positions and related expenses for implementing the federal Affordable Care Act \$69,135
- Added funding for costs of implementing the developmental disabilities system reimbursement project \$887,500
- Added funding for early childhood services inclusion support services and grant program \$50,000
- Added funding for providing TBI case management services in eastern North Dakota \$110,000
- Added funding for completing the Medicaid management information system (MMIS) replacement project \$1,474,362
- Added funding for modifications to MMIS and eligibility systems to process claims from Medicaid providers on behalf of county jails \$185,256
- Added funding for guardianship program enhancements \$64,000

#### 2013-15 Biennium

- Added state matching funds due to changes in FMAP \$93,347,906



2. Provided a 4 percent annual inflationary increase for providers	\$40,870,206
3. Added funding for cost, caseload, and utilization changes	\$44,982,084
4. Added funding to provide a \$1 passthrough salary increase for employees of nursing facilities, basic care facilities, developmental disabilities facilities, and qualified service providers	\$23,093,500
5. Added funding to increase the personal care allowance for individuals in a nursing home, a basic care facility, a psychiatric treatment facility, and supplemental security income clients	\$594,512
6. Increased funding for guardianship services provided by the Aging Services Division	\$598,000
7. Increased funding for senior services providers for congregate meals	\$800,000
8. Increased funding for senior meals	\$750,000
9. Increased funding for payments to the Center for Independent Living	\$800,000
10. Provided funding for facilitators for patients with TBI	\$320,000
11. Added funding for child care provider incentive grants and early childhood services specialists	\$1,300,000
12. Added funding for early childhood service grants for providing care to children with disabilities or developmental delays	\$400,000
13. Added funding for grants to children's advocacy centers	\$300,000
14. Added funding for an underage drinking prevention program	\$300,000
15. Added funding for autism services	\$1,201,727
16. Provided funding for the Lake Region Human Service Center to contract for an 8-bed transitional living facility	\$401,414
17. Provided funding for the Southeast Human Service Center for an 8-bed transitional living facility	\$547,000
18. Increased funding for long-term crisis residential bed capacity at the West Central Human Service Center	\$407,041
<b>2015-17 Biennium (Original amounts)</b>	
1. Added state matching funds due to changes in FMAP	\$3,584,150
2. Added funding for the state's share of Medicaid Expansion costs	\$8,187,466
3. Provided a 3 percent annual inflationary increase for providers (the 2 <sup>nd</sup> year inflationary increase was removed due to 2015-17 budget reductions)	\$36,010,331
4. Added funding of \$19,312,165 for property tax relief to counties for costs previously paid by counties for child welfare programs, the SPED programs, and technology costs; and \$3.9 million for grants to counties that have imposed an emergency human service levy	\$23,212,165
5. Transferred the high-risk sex offender treatment program to the Department of Corrections and Rehabilitation	(\$2,290,297)
6. Added funding for physical, occupational, and speech therapy service provider rate increase to a 50 percent fee schedule (this item was affected by the 2015-17 budget reductions)	\$937,259
7. Added funding for Medicare drug clawback payments to reflect a premium rate increase	\$2,183,214
8. Added funding for basic care provider payment changes (this item was affected by the 2015-17 budget reductions)	\$814,890
9. Added funding for senior meals program	\$502,300
10. Added funding to establish and administer a substance abuse voucher system (this item was affected by the 2015-17 budget reductions)	\$750,000
11. Added funding for 25 new autism waiver slots (this item was affected by the 2015-17 budget reductions)	\$734,006
12. Added funding for a 10-bed crisis residential and transitional living unit in the north central region (this item was affected by the 2015-17 budget reductions)	\$685,895
<b>2017-19 Biennium (Dalrymple and Burgum Executive Budget Recommendations)</b>	
1. Reduces salaries and wages in anticipation of savings from vacant positions. (The Burgum budget removed an additional \$604,423 relating to vacant positions and employee turnover.)	(\$5,278,396)
2. Adds funding for paying employees' accumulated annual and sick leave for eligible employees leaving state service. <b>The House removed funding for paying employees' accumulated annual and sick leave.</b>	\$968,825
3. Adds state matching funds due to changes in FMAP, including Medicaid Expansion	\$17,091,207
4. Adds funding for the state to take over expenses of certain county social services programs. <b>The House did not include funding of \$275 million for taking over county social services. The House continued funding for existing county social services programs, including cost and caseload changes, as follows:</b>	\$275,000,000

- Funding of \$5,020,286 from the general fund for economic assistance;
- Funding of \$17,358,766 from the general fund for medical services; and
- Funding of \$10,563,216 from the general fund for children and family services.

5. Adds funding for a 1 percent inflationary increase for human service providers for the 2 <sup>nd</sup> year of the biennium. (The Burgum budget removed funding for a 1 percent inflationary increase.) <b>The House also removed the funding for a 1 percent inflationary increase.</b>	\$3,500,163
6. Provides funding for physical, occupational, and speech therapy services rate increase. <b>The House provided funding of \$468,630, from the general fund, for adjusting physical, occupational, and speech therapy rates.</b>	\$1,135,354
7. Imposes a 5 percent provider assessment on nursing facilities, with \$42.7 million of estimated revenue from the assessment being used for long-term care programs. <b>The House did not provide funding for a 5 percent provider assessment on nursing facilities.</b>	\$22,699,215
8. Restores funding for child care quality contract. <b>The House added funding of \$850,000 from the general fund for child care quality contracts to provide a total of \$3.25 million from the general fund.</b>	\$850,000
9. Restores funding for assistive technology	\$160,000
10. Restores funding for family subsidy program. <b>The House removed funding of \$317,688 for the family subsidy program.</b>	\$317,688
11. Adds funding for specialized services for individuals with developmental disabilities. <b>The House removed all but \$100,000 of funding for specialized services for the individuals with developmental disabilities.</b>	\$350,307
12. Adds funding to increase the age of autism waivers through 11 years old	\$367,256
13. Adds funding for an employment training program	\$173,250